

**A Dimensions: [mm]**

Scale - 20:1

**B Recommended land pattern: [mm]**

WIDE BAND / HIGH SPEED:  $W = 2,2$   
HIGH CURRENT:  $W = 2,6$

Scale - 20:1

**C Schematic:****D Electrical Properties:**

| Properties          | Test conditions  |          | Value     | Unit     | Tol.       |
|---------------------|------------------|----------|-----------|----------|------------|
| Impedance @ 100 MHz | 100 MHz          | Z        | 180       | $\Omega$ | $\pm 25\%$ |
| Impedance @ 1 GHz   | 1 GHz            | Z        | 180       | $\Omega$ | min.       |
| Maximum impedance   | 500 MHz          | Z        | 270       | $\Omega$ | typ.       |
| Rated current       | $\Delta T = 20K$ | $I_R$    | 200       | mA       | max.       |
| DC Resistance       |                  | $R_{DC}$ | 0.55      | $\Omega$ | max.       |
| Type                |                  |          | Wide Band |          |            |

**E General information:**

Do not use this part beyond the Rated Current, as this will create excessive heat and can harm the component  
Storage Temperature (on Tape & Reel):  $-20^{\circ}\text{C}$  to  $+60^{\circ}\text{C}$   
Operating Temperature:  $-55^{\circ}\text{C}$  to  $+125^{\circ}\text{C}$   
Test conditions of Electrical Properties:  $20^{\circ}\text{C}$ , 33% RH  
if not specified differently

|     |            |     |         |                                                                                                                                                                                               |                                                                    |
|-----|------------|-----|---------|-----------------------------------------------------------------------------------------------------------------------------------------------------------------------------------------------|--------------------------------------------------------------------|
|     |            |     |         | Projection<br>                                                                                                                                                                                | DESCRIPTION                                                        |
| 3.4 | 2012-11-28 | SSt | SSt     | Würth Elektronik eiSos GmbH & Co. KG<br>EMC & Inductive Solutions<br>Max-Eyth-Str. 1<br>74638 Waldenburg<br>Germany<br>Tel. +49 (0) 79 42 945 - 0<br>www.we-online.com<br>eiSos@we-online.com | <b>WE-CBF HF SMD EMI Suppression Ferrite Bead (High Frequency)</b> |
| 3.3 | 2012-10-23 | SSt | SMu     |                                                                                                                                                                                               | Order.- No.                                                        |
| 3.2 | 2012-09-27 | SSt | SMu     |                                                                                                                                                                                               | <b>742861118</b>                                                   |
| 3.1 | 2012-06-27 | SSt | SSt     |                                                                                                                                                                                               | Size: 0603                                                         |
| 3.0 | 2012-03-29 | SSt | SMu     |                                                                                                                                                                                               |                                                                    |
| 2.0 | 2009-08-13 | SMu | -       |                                                                                                                                                                                               |                                                                    |
| REV | DATE       | BY  | CHECKED |                                                                                                                                                                                               |                                                                    |

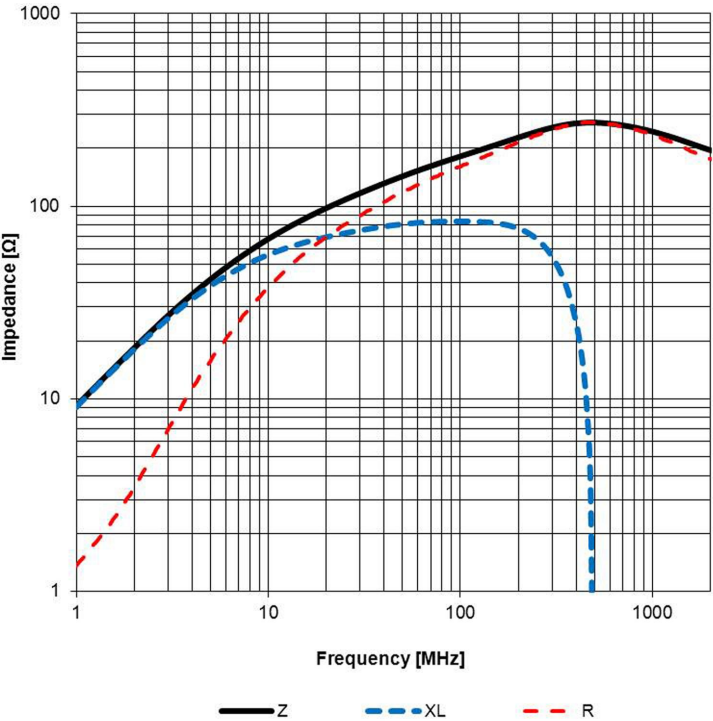


SIZE

A4



F Typical Impedance Characteristics:



Test Equipment: E4991A or equivalent

F Derating Curve:



|     |            |     |         |                |  |                                                                    |
|-----|------------|-----|---------|----------------|--|--------------------------------------------------------------------|
|     |            |     |         | Projection<br> |  | DESCRIPTION                                                        |
| 3.4 | 2012-11-28 | SSt | SSt     |                |  | <b>WE-CBF HF SMD EMI Suppression Ferrite Bead (High Frequency)</b> |
| 3.3 | 2012-10-23 | SSt | SMu     |                |  | Order.- No.                                                        |
| 3.2 | 2012-09-27 | SSt | SMu     |                |  | <b>742861118</b>                                                   |
| 3.1 | 2012-06-27 | SSt | SSt     |                |  | Size: 0603                                                         |
| 3.0 | 2012-03-29 | SSt | SMu     |                |  |                                                                    |
| 2.0 | 2009-08-13 | SMu | -       |                |  |                                                                    |
| REV | DATE       | BY  | CHECKED |                |  |                                                                    |

Würth Elektronik eiSos GmbH & Co. KG  
EMC & Inductive Solutions  
Max-Eyth-Str. 1  
74638 Waldenburg  
Germany  
Tel. +49 (0) 79 42 945 - 0  
www.we-online.com  
eiSos@we-online.com

**COMPLIANT**  
**RoHS&REACH**  
WÜRTH ELEKTRONIK

SIZE  
A4

This electronic component has been designed and developed for usage in general electronic equipment only. This product is not authorized for use in equipment where a higher safety standard and reliability standard is especially required or where a failure of the product is reasonably expected to cause severe personal injury or death, unless the parties have executed an agreement specifically governing such use. Moreover Würth Elektronik eiSos GmbH & Co KG products are neither designed nor intended for use in areas such as military, aerospace, aviation, nuclear control, submarine, transportation (automotive control, train control, ship control), transportation signal, disaster prevention, medical, public information network etc.. Würth Elektronik eiSos GmbH & Co KG must be informed about the intent of such usage before the design-in stage. In addition, sufficient reliability evaluation checks for safety must be performed on every electronic component which is used in electrical circuits that require high safety and reliability functions or performance.

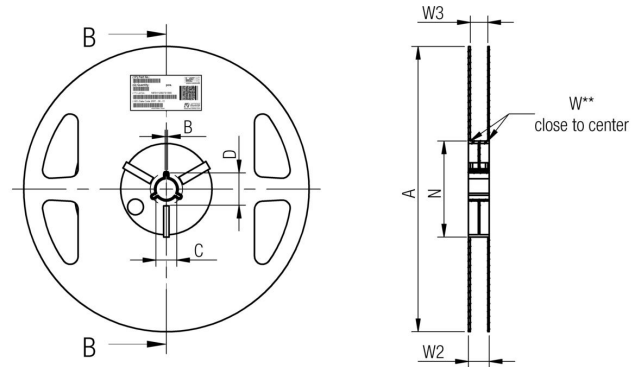
G Packaging Specification: [mm]



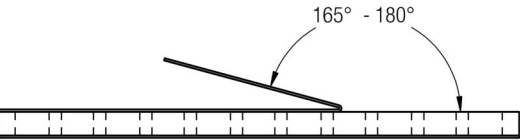
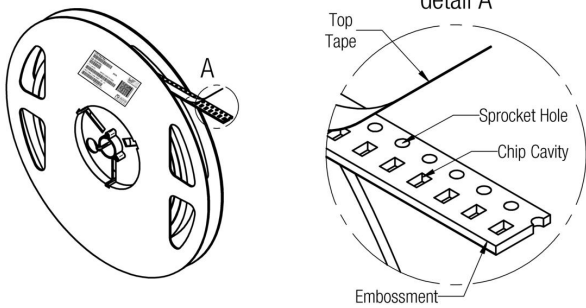
| size |           | A0   | B0   | W            | P1    | T    | T1   | D0           | E1    | E2   | F      | P0    | P2     | Tape  | Packaging Unit |
|------|-----------|------|------|--------------|-------|------|------|--------------|-------|------|--------|-------|--------|-------|----------------|
|      | tolerance | typ. | typ. | +0,3<br>-0,1 | ± 0,1 | max. | max. | +0,1<br>-0,0 | ± 0,1 | min. | ± 0,05 | ± 0,1 | ± 0,05 |       |                |
|      | 0402      | 0,69 | 1,19 | 8,00         | 2,00  | 0,66 | 0,10 | 1,50         | 1,75  | 6,25 | 3,50   | 4,00  | 2,00   | Paper | 10000          |
|      | 0603      | 1,10 | 1,88 | 8,00         | 4,00  | 1,10 | 0,10 | 1,50         | 1,75  | 6,25 | 3,50   | 4,00  | 2,00   | Paper | 4000           |
|      | 0805      | 1,42 | 2,24 | 8,00         | 4,00  | 1,04 | 0,10 | 1,50         | 1,75  | 6,25 | 3,50   | 4,00  | 2,00   | Paper | 4000           |



Packaging is referred to the international standard IEC 60286 -3:2007

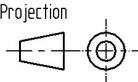


|            | A    | B      | C     | D     | N     | W1    | W2   | W3    | W3   |
|------------|------|--------|-------|-------|-------|-------|------|-------|------|
| tolerance  |      | min.   | ± 0,8 | min.  | min.  | +1,5  | max. | min.  | max. |
| Tape width | 8 mm | 178,00 | 1,50  | 13,00 | 20,20 | 50,00 | 8,40 | 14,40 | 7,90 |



| Pull-of force |               |
|---------------|---------------|
| Tape width    | 8 mm          |
|               | 0,1 N - 1,0 N |

| 3.4 | 2012-11-28 | SSt | SSt     |
|-----|------------|-----|---------|
| 3.3 | 2012-10-23 | SSt | SMu     |
| 3.2 | 2012-09-27 | SSt | SMu     |
| 3.1 | 2012-06-27 | SSt | SSt     |
| 3.0 | 2012-03-29 | SSt | SMu     |
| 2.0 | 2009-08-13 | SMu | -       |
| REV | DATE       | BY  | CHECKED |



Würth Elektronik eiSos GmbH & Co. KG  
EMC & Inductive Solutions  
Max-Eyth-Str. 1  
74638 Waldenburg  
Germany  
Tel. +49 (0) 79 42 945 - 0  
www.we-online.com  
eiSos@we-online.com

DESCRIPTION

**WE-CBF HF SMD EMI Suppression Ferrite Bead (High Frequency)**

Order.- No.

**742861118**

Size: 0603



SIZE

A4

This electronic component has been designed and developed for usage in general electronic equipment only. This product is not authorized for use in equipment where a higher safety standard and reliability standard is especially required or where a failure of the product is reasonably expected to cause severe personal injury or death, unless the parties have executed an agreement specifically governing such use. Moreover Würth Elektronik eiSos GmbH & Co KG products are neither designed nor intended for use in areas such as military, aerospace, aviation, nuclear control, submarine, transportation (automotive control, train control, ship control), transportation signal, disaster prevention, medical, public information network etc.. Würth Elektronik eiSos GmbH & Co KG must be informed about the intent of such usage before the design-in stage. In addition, sufficient reliability evaluation checks for safety must be performed on every electronic component which is used in electrical circuits that require high safety and reliability functions or performance.

H Soldering Specifications:



H1: Classification Reflow Profile for SMT components:



H2: Classification Reflow Profiles

| Profile Feature                                                                                                                                                                                                                             | Pb-Free Assembly                 |
|---------------------------------------------------------------------------------------------------------------------------------------------------------------------------------------------------------------------------------------------|----------------------------------|
| Preheat <ul style="list-style-type: none"><li>- Temperature Min (<math>T_{smin}</math>)</li><li>- Temperature Max (<math>T_{smax}</math>)</li><li>- Time (<math>t_s</math>) from (<math>T_{smin}</math> to <math>T_{smax}</math>)</li></ul> | 150°C<br>200°C<br>60-180 seconds |
| Ramp-up rate ( $T_L$ to $T_P$ )                                                                                                                                                                                                             | 3°C/ second max.                 |
| Liquidous temperature ( $T_L$ )<br>Time ( $t_L$ ) maintained above $T_L$                                                                                                                                                                    | 217°C<br>60-150 seconds          |
| Peak package body temperature ( $T_P$ )                                                                                                                                                                                                     | See Table H3                     |
| Time within 5°C of actual peak temperature ( $t_p$ )                                                                                                                                                                                        | 20-30 seconds                    |
| Ramp-down rate ( $T_P$ to $T_L$ )                                                                                                                                                                                                           | 6°C/ second max.                 |
| Time 25°C to peak temperature                                                                                                                                                                                                               | 8 minutes max.                   |

refer to IPC/JEDEC J-STD-020D

H3: Package Classification Reflow Temperature

|                  | Package Thickness | Volume mm³ <350 | Volume mm³ 350 - 2000 | Volume mm³ >2000 |
|------------------|-------------------|-----------------|-----------------------|------------------|
| PB-Free Assembly | < 1.6 mm          | 260°C           | 260°C                 | 260°C            |
| PB-Free Assembly | 1.6 - 2.5 mm      | 260°C           | 250°C                 | 245°C            |
| PB-Free Assembly | ≥ 2.5 mm          | 250°C           | 245°C                 | 245°C            |

refer to IPC/JEDEC J-STD-020D

|     |            |     |         |                |  |                                                                    |
|-----|------------|-----|---------|----------------|--|--------------------------------------------------------------------|
|     |            |     |         | Projection<br> |  | DESCRIPTION                                                        |
| 3.4 | 2012-11-28 | SSt | SSt     |                |  | <b>WE-CBF HF SMD EMI Suppression Ferrite Bead (High Frequency)</b> |
| 3.3 | 2012-10-23 | SSt | SMu     |                |  | Order.- No.                                                        |
| 3.2 | 2012-09-27 | SSt | SMu     |                |  | <b>742861118</b>                                                   |
| 3.1 | 2012-06-27 | SSt | SSt     |                |  | <b>COMPLIANT</b><br><b>RoHS&amp;REACH</b><br>WÜRTH ELEKTRONIK      |
| 3.0 | 2012-03-29 | SSt | SMu     |                |  | SIZE                                                               |
| 2.0 | 2009-08-13 | SMu | -       |                |  | A4                                                                 |
| REV | DATE       | BY  | CHECKED |                |  | Size: 0603                                                         |

## I Cautions and Warnings:

**The following conditions apply to all goods within the product series of WE-CBF HF of Würth Elektronik eiSos GmbH & Co. KG:**

### General:

All recommendations according to the general technical specifications of the data-sheet have to be complied with.

The disposal and operation of the product within ambient conditions which probably alloy or harm the component surface has to be avoided.

If the product is potted in customer applications, the potting material might shrink during and after hardening. Accordingly to this the product is exposed to the pressure of the potting material with the effect that the ferrite body and termination is possibly damaged by this pressure and so the electrical as well as the mechanical characteristics are endanger to be affected. After the potting material is cured, the ferrite body and termination of the product have to be checked if any reduced electrical or mechanical functions or destructions have occurred.

The responsibility for the applicability of customer specific products and use in a particular customer design is always within the authority of the customer. All technical specifications for standard products do also apply for customer specific products.

Cleaning agents that are used to clean the application might damage or change the characteristics of the component, body, pins or termination.

Direct mechanical impact to the product shall be prevented as the ferrite material of the ferrite body could flake or in the worst case it could break.

### Product specific:

Follow all instructions mentioned in the datasheet, especially:

- The solder profile has to be complied with according to the technical reflow soldering specification, otherwise no warranty will be sustained.
- Wave soldering is only allowed after evaluation and approval.
- All products are supposed to be used before the end of the period of 12 months based on the product date-code, if not a 100% solderability can't be warranted.
- Violation of the technical product specifications such as exceeding the nominal rated current will result in the loss of warranty.



|     |            |     |         |                                                                                                                                                                                               |  |                                                                                       |      |
|-----|------------|-----|---------|-----------------------------------------------------------------------------------------------------------------------------------------------------------------------------------------------|--|---------------------------------------------------------------------------------------|------|
|     |            |     |         | Projection<br>                                                                                           |  | DESCRIPTION                                                                           |      |
| 3.4 | 2012-11-28 | SSt | SSt     | Würth Elektronik eiSos GmbH & Co. KG<br>EMC & Inductive Solutions<br>Max-Eyth-Str. 1<br>74638 Waldenburg<br>Germany<br>Tel. +49 (0) 79 42 945 - 0<br>www.we-online.com<br>eiSos@we-online.com |  | <b>WE-CBF HF SMD EMI Suppression Ferrite Bead (High Frequency)</b>                    |      |
| 3.3 | 2012-10-23 | SSt | SMu     |                                                                                                                                                                                               |  | Order.- No.                                                                           |      |
| 3.2 | 2012-09-27 | SSt | SMu     |                                                                                                                                                                                               |  |  | SIZE |
| 3.1 | 2012-06-27 | SSt | SSt     |                                                                                                                                                                                               |  |                                                                                       |      |
| 3.0 | 2012-03-29 | SSt | SMu     |                                                                                                                                                                                               |  | <b>742861118</b>                                                                      | A4   |
| 2.0 | 2009-08-13 | SMu | -       |                                                                                                                                                                                               |  |                                                                                       |      |
| REV | DATE       | BY  | CHECKED |                                                                                                                                                                                               |  | Size: 0603                                                                            |      |

This electronic component has been designed and developed for usage in general electronic equipment only. This product is not authorized for use in equipment where a higher safety standard and reliability standard is especially required or where a failure of the product is reasonably expected to cause severe personal injury or death, unless the parties have executed an agreement specifically governing such use. Moreover Würth Elektronik eiSos GmbH & Co KG products are neither designed nor intended for use in areas such as military, aerospace, aviation, nuclear control, submarine, transportation (automotive control, train control, ship control), transportation signal, disaster prevention, medical, public information network etc.. Würth Elektronik eiSos GmbH & Co KG must be informed about the intent of such usage before the design-in stage. In addition, sufficient reliability evaluation checks for safety must be performed on every electronic component which is used in electrical circuits that require high safety and reliability functions or performance.





Компания «Life Electronics» занимается поставками электронных компонентов импортного и отечественного производства от производителей и со складов крупных дистрибьюторов Европы, Америки и Азии.

С конца 2013 года компания активно расширяет линейку поставок компонентов по направлению коаксиальный кабель, кварцевые генераторы и конденсаторы (керамические, пленочные, электролитические), за счёт заключения дистрибьюторских договоров

Мы предлагаем:

- Конкурентоспособные цены и скидки постоянным клиентам.
- Специальные условия для постоянных клиентов.
- Подбор аналогов.
- Поставку компонентов в любых объемах, удовлетворяющих вашим потребностям.
- Приемлемые сроки поставки, возможна ускоренная поставка.
- Доставку товара в любую точку России и стран СНГ.
- Комплексную поставку.
- Работу по проектам и поставку образцов.
- Формирование склада под заказчика.
- Сертификаты соответствия на поставляемую продукцию (по желанию клиента).
- Тестирование поставляемой продукции.
- Поставку компонентов, требующих военную и космическую приемку.
- Входной контроль качества.
- Наличие сертификата ISO.

В составе нашей компании организован Конструкторский отдел, призванный помогать разработчикам, и инженерам.

Конструкторский отдел помогает осуществить:

- Регистрацию проекта у производителя компонентов.
- Техническую поддержку проекта.
- Защиту от снятия компонента с производства.
- Оценку стоимости проекта по компонентам.
- Изготовление тестовой платы монтаж и пусконаладочные работы.



Тел: +7 (812) 336 43 04 (многоканальный)

Email: [org@lifeelectronics.ru](mailto:org@lifeelectronics.ru)

[www.lifeelectronics.ru](http://www.lifeelectronics.ru)