

## Feed-through terminal block - UK 5-TWIN RD - 1923157

Please be informed that the data shown in this PDF Document is generated from our Online Catalog. Please find the complete data in the user's documentation. Our General Terms of Use for Downloads are valid (<http://download.phoenixcontact.com>)



1-level terminal block with double connection on one side, cross section: 0.2 - 4 mm<sup>2</sup>, AWG: 24 - 12, width: 6.2 mm, color: Red

The figure shows a version of the article



### Key commercial data

Packing unit	1 1
Weight per Piece (excluding packing)	12.35 GRM
Custom tariff number	85369010
Country of origin	Poland

### Technical data

#### General

Number of levels	2
Number of connections	3
Color	red
Insulating material	PA
Inflammability class according to UL 94	V2
Maximum load current	32 A (with 4 mm <sup>2</sup> conductor cross section)
Rated surge voltage	6 kV
Pollution degree	3
Surge voltage category	III
Insulating material group	I
Connection in acc. with standard	IEC 60947-7-1
Nominal current I <sub>N</sub>	32 A (the maximum load current must not be exceeded by the total current of all connected conductors)

## Feed-through terminal block - UK 5-TWIN RD - 1923157

### Technical data

#### General

Nominal voltage $U_N$	500 V (With tightened clamping screws)
Open side panel	ja
Number of positions	1

#### Dimensions

Width	6.2 mm
Length	50.5 mm
Height NS 35/7,5	47 mm
Height NS 35/15	54.5 mm
Height NS 32	52 mm

#### Connection data

Conductor cross section solid min.	0.2 mm <sup>2</sup>
Conductor cross section solid max.	4 mm <sup>2</sup>
Conductor cross section AWG/kcmil min.	24
Conductor cross section AWG/kcmil max.	12
Conductor cross section stranded min.	0.2 mm <sup>2</sup>
Conductor cross section stranded max.	4 mm <sup>2</sup>
Min. AWG conductor cross section, stranded	24
Max. AWG conductor cross section, stranded	12
Conductor cross section stranded, with ferrule without plastic sleeve min.	0.25 mm <sup>2</sup>
Conductor cross section stranded, with ferrule without plastic sleeve max.	4 mm <sup>2</sup>
Conductor cross section stranded, with ferrule with plastic sleeve min.	0.25 mm <sup>2</sup>
Conductor cross section stranded, with ferrule with plastic sleeve max.	2.5 mm <sup>2</sup>
2 conductors with same cross section, solid min.	0.2 mm <sup>2</sup>
2 conductors with same cross section, solid max.	1.5 mm <sup>2</sup>
2 conductors with same cross section, stranded min.	0.2 mm <sup>2</sup>
2 conductors with same cross section, stranded max.	1.5 mm <sup>2</sup>
2 conductors with same cross section, stranded, TWIN ferrules with plastic sleeve, min.	0.5 mm <sup>2</sup>
2 conductors with same cross section, stranded, TWIN ferrules with plastic sleeve, max.	1.5 mm <sup>2</sup>
2 conductors with same cross section, stranded, ferrules without plastic sleeve, min.	0.25 mm <sup>2</sup>
2 conductors with same cross section, stranded, ferrules without plastic sleeve, max.	1.5 mm <sup>2</sup>
Cross section with insertion bridge, solid max.	4 mm <sup>2</sup>
Cross section with insertion bridge, stranded max.	4 mm <sup>2</sup>
Connection method	Screw connection
Stripping length	8 mm

## Feed-through terminal block - UK 5-TWIN RD - 1923157

### Technical data

#### Connection data

Internal cylindrical gage	A4
Screw thread	M3
Tightening torque, min	0.6 Nm
Tightening torque max	0.8 Nm

### Classifications

#### eCl@ss

eCl@ss 4.0	27141120
eCl@ss 4.1	27141120
eCl@ss 5.0	27141120
eCl@ss 5.1	27141120
eCl@ss 6.0	27141120
eCl@ss 7.0	27141120
eCl@ss 8.0	27141120

#### ETIM

ETIM 2.0	EC000897
ETIM 3.0	EC000897
ETIM 4.0	EC000897
ETIM 5.0	EC000897

#### UNSPSC

UNSPSC 6.01	30211811
UNSPSC 7.0901	39121410
UNSPSC 11	39121410
UNSPSC 12.01	39121410
UNSPSC 13.2	39121410

### Approvals

#### Approvals

---

#### Approvals

CSA / UL Recognized / cUL Recognized / GL / cULus Recognized

---

# Feed-through terminal block - UK 5-TWIN RD - 1923157


## Approvals


Ex Approvals


ATEX / UL Recognized / cUL Recognized / cULus Recognized

Approvals submitted


### Approval details

CSA 	
mm <sup>2</sup> /AWG/kcmil	22-10
Nominal current I <sub>N</sub>	30 A
Nominal voltage U <sub>N</sub>	300 V

UL Recognized 	
mm <sup>2</sup> /AWG/kcmil	30-10
Nominal current I <sub>N</sub>	35 A
Nominal voltage U <sub>N</sub>	150 V

cUL Recognized 	
mm <sup>2</sup> /AWG/kcmil	30-10
Nominal current I <sub>N</sub>	35 A
Nominal voltage U <sub>N</sub>	150 V

GL
----

cULus Recognized 
--

## Feed-through terminal block - UK 5-TWIN RD - 1923157

### Accessories

#### Accessories

#### Bridge

Fixed bridge - FB-150 METER - 0201595



Cross connection rail, for fixed bridging of identical inputs and outputs, made of Cu, nickel-plated, 1 m long

---

Jumper - LB 10-6 GY - 0202358



Jumper, Number of positions: 10, Color: gray

---

Jumper - LB 100-6 GY - 0202345



Jumper, Number of positions: 100, Color: gray

---

Jumper - LB 100-6 RD - 0202316



Jumper, Number of positions: 100, Color: red

---

Jumper - LB 100-6 BU - 0202303



Jumper, Number of positions: 100, Color: blue

## Feed-through terminal block - UK 5-TWIN RD - 1923157

### Accessories

---

Jumper - LB 10-6 RD - 0202293



Jumper, Number of positions: 10, Color: red

---

Jumper - LB 10-6 BU - 0202280



Jumper, Number of positions: 10, Color: blue

---

Fixed bridge - FBI 100- 6 - 0201650



Fixed bridge, Number of positions: 100, Color: silver

---

Fixed bridge - FBI 10- 6 - 0203250



Fixed bridge, Number of positions: 10, Color: silver

---

Fixed bridge - FBI 20- 6 - 0201867



Fixed bridge, Number of positions: 20, Color: silver

---

## Feed-through terminal block - UK 5-TWIN RD - 1923157

### Accessories

Insertion bridge - EB 3- 6 - 0201142



Insertion bridge, Number of positions: 3, Color: gray

---

Insertion bridge - EB 2- 6 - 0201155



Insertion bridge, Number of positions: 2, Color: gray

---

Insertion bridge - EB 10- 6 - 0201139



Insertion bridge, Number of positions: 10, Color: gray

---

Switching jumper - USBRJ 2-7 - 2305538



Switching jumper, Color: silver

---

Switching jumper - USBR 2-7 - 2303239



Switching jumper, Number of positions: 2, Color: silver

---

End block

## Feed-through terminal block - UK 5-TWIN RD - 1923157

### Accessories

End clamp - CLIPFIX 35 - 3022218



Quick mounting end clamp for NS 35/7,5 DIN rail or NS 35/15 DIN rail, with marking option, width: 9.5 mm, color: gray

---

End clamp - CLIPFIX 35-5 - 3022276



Quick mounting end clamp for NS 35/7,5 DIN rail or NS 35/15 DIN rail, with marking option, with parking option for FBS...5, FBS...6, KSS 5, KSS 6, width: 5.15 mm, color: gray

---

End clamp - E/NS 35 N - 0800886



End clamp, width: 9.5 mm, color: gray

---

End clamp - E/UK - 1201442



End clamp, for assembly on NS 32 or NS 35/7.5 DIN rail

---

End clamp - E/UK 1 - 1201413



End clamps, for supporting the ends of double-level and three-level terminal blocks, width: 10 mm, color: gray

---

End cover



## Feed-through terminal block - UK 5-TWIN RD - 1923157

### Accessories

End cover - D-UK 5-TWIN - 1923034



End cover, Length: 50 mm, Width: 2 mm, Height: 36 mm, Color: gray

---

Cover segment - UK 5-TWIN DECKELSEGMENT - 1923089



End cover segment, for covering multi-conductor terminal blocks when two-conductor terminal blocks are aligned, color: Gray

---

### Insulating sleeve

Bridge bar isolator - IS-K 4 - 1302338



Bridge bar isolator, Color: gray

---

Bridge bar isolator - ISSBI 10- 6 - 0301505



Bridge bar isolator, Number of positions: 10, Color: silver

---

### Labeled terminal marker

Zack marker strip - ZB 6 CUS - 0824992



Zack marker strip, Can be ordered: Strip, white, Labeled according to customer specifications, Mounting type: Snap into tall marker groove, For terminal block width: 6.2 mm, Lettering field: 6.15 x 10.5 mm

## Feed-through terminal block - UK 5-TWIN RD - 1923157

### Accessories

---

#### Marker for terminal blocks - UC-TM 6 CUS - 0824589



Marker for terminal blocks, Can be ordered: By sheet, white, Labeled according to customer specifications, Mounting type: Snap into tall marker groove, For terminal block width: 6.2 mm, Lettering field: 5.6 x 10.5 mm

---

#### Marker for terminal blocks - UCT-TM 6 CUS - 0829602



Marker for terminal blocks, Can be ordered: By sheet, white, Labeled according to customer specifications, Mounting type: Snap into tall marker groove, For terminal block width: 6.2 mm, Lettering field: 5.6 x 10.5 mm

---

### Mounting rail

#### DIN rail - NS 32 PERF 2000MM - 1201002



G-profile DIN rail, material: Steel, perforated, height 15 mm, width 32 mm, length 2 m

---

#### DIN rail - NS 32 UNPERF 2000MM - 1201015



G-profile DIN rail, material: Steel, unperforated, height 15 mm, width 32 mm, length 2 m

---

#### DIN rail perforated - NS 35/ 7,5 PERF 2000MM - 0801733



DIN rail, material: steel galvanized and passivated with a thick layer, perforated, height 7.5 mm, width 35 mm, length: 2000 mm

---

## Feed-through terminal block - UK 5-TWIN RD - 1923157

### Accessories

DIN rail - NS 35/ 7,5 UNPERF 2000MM - 0801681



DIN rail, material: Steel, unperforated, height 7.5 mm, width 35 mm, length: 2 m

---

DIN rail - NS 35/ 7,5 WH PERF 2000MM - 1204119



DIN rail 35 mm (NS 35)

---

DIN rail - NS 35/ 7,5 WH UNPERF 2000MM - 1204122



DIN rail 35 mm (NS 35)

---

DIN rail, unperforated - NS 35/ 7,5 AL UNPERF 2000MM - 0801704



DIN rail, unperforated, Width: 35 mm, Height: 7.5 mm, Length: 2000 mm, Color: silver

---

DIN rail - NS 35/ 7,5 ZN PERF 2000MM - 1206421



DIN rail, material: Galvanized, perforated, height 7.5 mm, width 35 mm, length: 2 m

---

## Feed-through terminal block - UK 5-TWIN RD - 1923157

### Accessories

DIN rail - NS 35/ 7,5 ZN UNPERF 2000MM - 1206434



DIN rail, material: Galvanized, unperforated, height 7.5 mm, width 35 mm, length: 2 m

---

DIN rail - NS 35/ 7,5 CU UNPERF 2000MM - 0801762



DIN rail, material: Copper, unperforated, height 7.5 mm, width 35 mm, length: 2 m

---

End cap - NS 35/ 7,5 CAP - 1206560



DIN rail end piece, for DIN rail NS 35/7.5

---

DIN rail perforated - NS 35/15 PERF 2000MM - 1201730



DIN rail, material: steel galvanized and passivated with a thick layer, perforated, height 15 mm, width 35 mm, length: 2000 mm

---

DIN rail - NS 35/15 UNPERF 2000MM - 1201714



DIN rail, material: Steel, unperforated, height 15 mm, width 35 mm, length: 2 m

---

## Feed-through terminal block - UK 5-TWIN RD - 1923157

### Accessories

DIN rail - NS 35/15 WH PERF 2000MM - 0806602



DIN rail 35 mm (NS 35)

---

DIN rail - NS 35/15 WH UNPERF 2000MM - 1204135



DIN rail 35 mm (NS 35)

---

DIN rail, unperforated - NS 35/15 AL UNPERF 2000MM - 1201756



DIN rail, deep drawn, high profile, unperforated, 1.5 mm thick, material: aluminum, height 15 mm, width 35 mm, length 2000 mm

---

DIN rail - NS 35/15 ZN PERF 2000MM - 1206599



DIN rail, material: Galvanized, perforated, height 15 mm, width 35 mm, length: 2 m

---

DIN rail - NS 35/15 ZN UNPERF 2000MM - 1206586



DIN rail, material: Galvanized, unperforated, height 15 mm, width 35 mm, length: 2 m

---

## Feed-through terminal block - UK 5-TWIN RD - 1923157

### Accessories

DIN rail - NS 35/15 CU UNPERF 2000MM - 1201895



DIN rail, material: Copper, unperforated, 1.5 mm thick, height 15 mm, width 35 mm, length: 2 m

---

End cap - NS 35/15 CAP - 1206573



DIN rail end piece, for DIN rail NS 35/15

---

DIN rail - NS 35/15-2,3 UNPERF 2000MM - 1201798



DIN rail, material: Steel, unperforated, 2.3 mm thick, height 15 mm, width 35 mm, length: 2 m

---

### Partition plate

Separating plate - TS-K - 1302215



Separating plate, Length: 22 mm, Height: 22 mm, Color: gray

---

### Short-circuit connector

Short-circuit connector - KSS 3- 6 - 0309523



Short-circuit connector, Number of positions: 3, Color: black

## Feed-through terminal block - UK 5-TWIN RD - 1923157

### Accessories

---

Short-circuit connector - KSS 6 - 0301547



Short-circuit connector, Number of positions: 2, Color: black

---

### Terminal marking

Marker cards - SBS 6:UNBEDRUCKT - 1007222



Marker cards, Card, white, Unlabeled, Can be labeled with: Plotter, Mounting type: Snap into tall marker groove, Snap into flat marker groove, For terminal block width: 6.2 mm, Lettering field: 6 x 6.1 mm

---

Zack marker strip - ZB 6:UNBEDRUCKT - 1051003



Zack marker strip, Strip, white, Unlabeled, Can be labeled with: Plotter, Mounting type: Snap into tall marker groove, For terminal block width: 6.2 mm, Lettering field: 6.15 x 10.5 mm

---

Marker for terminal blocks - UC-TM 6 - 0818085



Marker for terminal blocks, Sheet, white, Unlabeled, Can be labeled with: BLUEMARK CLED, BLUEMARK LED, Plotter, Mounting type: Snap into tall marker groove, For terminal block width: 6.2 mm, Lettering field: 5.6 x 10.5 mm

---

Marker for terminal blocks - UCT-TM 6 - 0828736



Marker for terminal blocks, Sheet, white, Unlabeled, Can be labeled with: THERMOMARK CARD PLUS, THERMOMARK CARD, BLUEMARK CLED, BLUEMARK LED, Mounting type: Snap into tall marker groove, For terminal block width: 6.2 mm, Lettering field: 5.6 x 10.5 mm

---

## Feed-through terminal block - UK 5-TWIN RD - 1923157

### Accessories

Test plug terminal block

Test plugs - PS-UK 2,5 B/Z-6 - 3001239



Test plugs, Length: 19.6 mm, Width: 5 mm, Color: red

---

Test plugs - PS-UK 2,5 B/E - 3001132



Test plugs, Color: red

---

Reducing plug - RPS - 0201647



Reducing plug, Color: gray

---

Test socket

Female test connector - PSBJ 3/13/4 - 0201304



Female test connector, Color: silver

---

Female test connector - PSB 3/10/4 - 0601292



Female test connector, Color: silver



## Feed-through terminal block - UK 5-TWIN RD - 1923157

### Accessories

---

Warning label printed

Warning label - WS 5- 6 - 1004403

Warning plate, with 2 plastic screws, across 5 terminal blocks, pitch 6 mm



---

Warning label - WS 4- 6 - 1004209

Warning plate, with 2 plastic screws, across 4 terminal blocks, pitch 6 mm



---

Warning label - WS 3- 6 - 1004115

Warning plate, with 2 plastic screws, across 3 terminal blocks, pitch 6 mm



---

### Drawings

Circuit diagram



Компания «Life Electronics» занимается поставками электронных компонентов импортного и отечественного производства от производителей и со складов крупных дистрибьюторов Европы, Америки и Азии.

С конца 2013 года компания активно расширяет линейку поставок компонентов по направлению коаксиальный кабель, кварцевые генераторы и конденсаторы (керамические, пленочные, электролитические), за счёт заключения дистрибьюторских договоров

Мы предлагаем:

- Конкурентоспособные цены и скидки постоянным клиентам.
- Специальные условия для постоянных клиентов.
- Подбор аналогов.
- Поставку компонентов в любых объемах, удовлетворяющих вашим потребностям.
- Приемлемые сроки поставки, возможна ускоренная поставка.
- Доставку товара в любую точку России и стран СНГ.
- Комплексную поставку.
- Работу по проектам и поставку образцов.
- Формирование склада под заказчика.
- Сертификаты соответствия на поставляемую продукцию (по желанию клиента).
- Тестирование поставляемой продукции.
- Поставку компонентов, требующих военную и космическую приемку.
- Входной контроль качества.
- Наличие сертификата ISO.

В составе нашей компании организован Конструкторский отдел, призванный помогать разработчикам, и инженерам.

Конструкторский отдел помогает осуществить:

- Регистрацию проекта у производителя компонентов.
- Техническую поддержку проекта.
- Защиту от снятия компонента с производства.
- Оценку стоимости проекта по компонентам.
- Изготовление тестовой платы монтаж и пусконаладочные работы.



Тел: +7 (812) 336 43 04 (многоканальный)

Email: [org@lifeelectronics.ru](mailto:org@lifeelectronics.ru)