



780 HANDHELD TEST INSTRUMENT

The 780 Handheld Test Instrument is a portable multimedia generator and analyzer that enables you to conduct quick verification tests of all your HDMI® Products—source, sinks, repeaters, distribution devices—on-site or in an R&D environment. The instruments' color touch displays make them easy and convenient to use.

The 780 Test Instrument supports pixel rates up to 165MHz and TMDS clock rates up to 225MHz for deep color on the HDMI Tx port and up to 150MHz on the HDMI Rx port.

TESTING HDMI SINK DEVICES

The 780 is equipped with an HDMI output port for testing HDMI sink devices. You can test and calibrate the video on your high definition TVs with a variety of resolutions and standard 2D or 3D test patterns as well as custom patterns from THX® and ISF®. You can also verify hot plug, EDID and HDCP and CEC messaging on HDMI sink devices.

ANALYZING HDMI SOURCE DEVICES

The 780 is also equipped with an HDMI input port for verifying HDMI source devices. The HDMI input port and built-in display enable you to verify the incoming video parameters and view the entire, unscaled video image—including 4K images by panning, even when encrypted with HDCP. You can also verify the incoming audio by examining the decoded IEC audio headers, audio infoframes and channel status blocks.

TESTING HDMI CABLES & DISTRIBUTION NETWORKS

Because the 780 has both an HDMI output and an HDMI input, you can test your HDMI cables and distribution systems (splitters, extenders and switches) with the Cable Test feature. You can prequalify cables and distribution systems prior to installation or once they are installed with the Frame Compare (Pixel Error) test feature.

MONITORING HDMI PROTOCOLS

With the Auxiliary Channel Analyzer (ACA) options, you can monitor the HDMI hot plug related events and DDC transactions, EDID and HDCP, between HDMI devices and the 780 while the 780 is emulating a known-good HDMI source or sink device. The second ACA option enables you to passively monitor the HDMI hot plug-related events and DDC transactions on three HDMI connected devices.



(Note: Above image shown with optional 4-port board to support ACA passive monitoring.)

KEY FEATURES + BENEFITS

HDMI Output Port - Pattern Testing including 3D and Deep Color
Up to 225MHz with 24/30/36 bit color depths at 1080p60.

HDMI Input Port - Analysis of HDMI sources
Up to 150MHz at 1080p60.

HDMI 3D Pattern Generation
Test Side-by-Side, Top/Bottom and Frame Packing 3D format structures.

Analog Component Video Output
Pattern testing for analog component inputs on HDTVs.

Custom Formats and Bitmap Patterns
Create custom formats using Format Editor tool. Import your bitmaps for pattern testing.

Test Pattern Scrolling
Animated test pattern for testing motion artifacts.

Licensed Bitmap Images (optional)
Image packs w/ bitmap test images. Current pattern packs: THX®, China Res and ISF®.

Multichannel Digital Audio
Verify audio-capable devices using multichannel audio over HDMI, SPDIF, and Optical outputs with various audio formats at sampling rates up to 192kHz. Test LPCM and Dolby and DTS compressed audio formats.

Color Touch Screen - View Incoming Video
User friendly color touch screen enables you to operate the instrument and view incoming video and metadata from an HDMI source. View incoming video—scaled or unscaled, encrypted or unencrypted.

Installer Test Utility
Diagnose HDMI interoperability problems with simplified test interface. Verify sources, sinks, repeaters with "one button" tests. Pass/fail results provided.

HDCP Sink Test (Network Analyzer option)
Verify that an HDMI display properly responds to HDCP content protection.

HDCP Source Test (Network Analyzer option)
Check max HDMI devices supported by source.

EDID Verification (Network Analyzer option)
Verify the HDMI display's EDID for checksum and header errors. View the display's entire EDID content. Compare two EDIDs. Run portions of the EDID compliance test.

HDMI Sink Emulator (Network Analyzer option)
Emulate an HDMI sink device to test EDID on HDMI source device; test a source response to a variety of stored EDIDs. EDID.

HDMI Source Video Testing (Network Analyzer option)
View the video timing data and video infoframe data from an HDMI source device including 3D metadata. View various data island packet contents.

HDMI Source Audio Testing (Network Analyzer option)
Verify incoming audio (format, sampling rate, bit depth) by viewing the decoded IEC audio headers, audio infoframes and channel status bits.

HDMI Cable & Network Test (Cable & Link test option)
Prequalify or verify your HDMI cable and HDMI distribution network (extenders, splitters, switches, etc) using a pseudo random noise test pattern or pixel error test with Frame Compare feature.

Aux channel analyzer (ACA optional)
Monitor the CEC HDMI hot plug related events and DDC transactions, EDID and HDCP, either while emulating a known-good HDMI device or while passively monitoring between multiple HDMI connected devices.
Note: Passive monitoring requires optional hardware configuration.

Battery powered
Provides portability with rechargeable batteries. Can also be powered from AC through power adapter.

Command Line Control
Run automated tests through command line interface via USB.

780 Handheld Test Instrument

STANDARD FEATURES

Video Pattern testing Formats	
Number of formats	147 Standards
CEA-861E; VESA Deep Color	
	1080p60 30/36 bit
Patterns	
Number of patterns	More than 40 patterns
Gray levels	256
Imported bitmaps	Fixed resolution 24 bit
Imageshift	Scroll bitmap images
HDMI 3D Testing	
Test pattern	3D bitmap test images and NEW rendered images
3D Formats	Top & Bottom, Side-by-Side (half & full), Frame Packing
Audio Test Tones	
Test	Tone
Sound Pressure & Main Speaker	Plnk Noise 500-2kHz
Frequency Response	20-20kHz
Speaker Distortion	Sine wave 63 Hz, 125Hz, 1kHz, 4kHz
Early Reflections	Impulse
Polarity of speaker wires	Polarity
Sound Convergence	Autotime Delay
View incoming video	
HDMI Source Test	View incoming video image and video metadata from HDMI source even when content is protected with HDCP.
HDMI Installer Test Utility	
Type	Function
Source Test	HDCP, video, video timing
Sink Test	Hot plug, EDID, HDCP, video, video type
Repeater Test	Hot plug, EDID, HDCP, video, video type, video timing
Link Test	Hot plug, EDID, HDCP, video, video type, video timing

SPECIFICATIONS

Video/Audio Outputs

HDMI / DVI Video Output

Connector type	(1) one HDMI Type A
TMDS protocols	HDMI, DVI
Number of links	single
Colorimetry	
	ITU-R BT.601-5; ITU-R BT.709-5
Color depth (HDMI)	
	24/30/36bit 4:4:4 RGB/YCbCr 16/20/24-bit 4:2:2
Color depth (DVI)	
	24-bits per pixel RGB 4:4:4
Encoding	RGB, YCbCr
Sampling modes	4:4:4; 4:2:2
Pixel rate (780)	165MHz
TMDS clock rate (780)	2.25Gb/s
Timings (780)	up to 1080p60
Scan types	Progressive, interlaced

Analog Video - VGA & Component

Connector type	VGA (HD15F) VGA-to-RCA adapter provided
Color encoding	RGB, YPbPr
Pixel rate (MHz)	80 (pixel rep for higher resolutions)
Sync types	Separate, composite

HDMI Input

Connector type	(1) one HDMI Type A
TMDS protocols	HDMI, DVI
Number of links	single
Pixel rate (780)	150MHz
Sampling modes	4:4:4; 4:2:2

OPTIONAL FEATURES

HDMI Network Analyzer Option	
HDMI Source Video Test	View the HDMI video timing data and video inframe data (including 3D metadata) from an HDMI source device.
HDMI Source Audio Test	View the audio format, sampling rate, Bit depth of the decoded audio IEC headers, audio inframes, and channel status bits of an HDMI audio source.
CEC Ping test	HDMI CEC source & sink devices Ping HDMI devices in a network to discover CEC devices.
HDCP	
HDMI HDCP Sink Test	Verifies DTV's and repeater's handling of HDCP encrypted video.
HDMI Source Test	Check a sources max HDCP device capabilities.
EDID	
HDMI EDID Sink Test	View entire EDID contents and check for errors. Run portions of the EDID compliance test.
HDMI EDID Source Test	Emulate any EDID and test a source's response. Store/Load EDIDs.

Digital Audio (HDMI)

Connector	(1) one HDMI Type A
Bits per sample	16, 20, 24
Sampling rates (kHz)	32.0, 44.1, 48, 88.2, 96, 176.4, 192
Audio stream types	
Programable LPCM (IEC 60958)	All sampling freq, up to 8 channel
Dolby Digital (IEC 61937)	Noise patterns, 5.1
Dolby Digital Plus (IEC 61937)	Sine wave clips 192kHz, 2.0, 5.1 & 7.1
Dolby TrueHD	High Bit Rate Audio
DTS-ES (IEC 61937)	Noise pattern 5.1
DTS-HD HRA (IEC 61937)	Sine wave clips 192kHz, 5.1 & 7.1
DTS Master Audio	High Bit Rate Audio

Digital Audio (SPDIF, OPTICAL)

Connector	
SPDIF	RCA
OPTICAL	JIS F0S
HDMI IN (ARC) 780A only	HDMI Type A
Bits per sample	16, 20, 24
Sampling rates (kHz)	32, 44.1, 48, 88.2, 96, 176.4, 192
Audio stream types	
Programable LPCM (IEC 60958)	All sampling freq, up to 8 channel
Dolby Digital (IEC 61937)	Noise patterns, 5.1
DTS-ES (IEC 61937)	Noise pattern 5.1

Administration

Firmware upgrade	In the field upgrade through USB.
------------------	-----------------------------------

Control

USB peripheral	Download bitmaps, firmware upgrade
Command Line	USB

User Interface – Touch Screen

Screen size (active)	480(H) x 272(V)
Color	24 bit RGB

OPTIONAL FEATURES

HDMI Cable & Link Test Option	
HDMI Link (network) Test	Run pixel error and Frame Compare test on HDMI cable networks comprised of cables, extenders, repeaters, switches, processors, etc. Tests for pixel errors on video using pseudo random noise. Tests continuity of 5V, hot plug, CEC bus and DDC lines.
Auxiliary Channel Analyzer Option	
1 - Emulation Monitoring	Monitor the CEC hot plug events and the DDC transactions during a connection sequence between the 780 and another HDMI device while emulating either a known-good HDMI source device, known-good display device, or both.
2 - Passive Monitoring (includes option 1 - Emulation Monitoring)	Passively monitor the CEC 5V and hot plug events and the DDC transactions during a connection sequence between HDMI devices (source, repeater and display device).
Note: Requires an extra board with four (4) additional HDMI ports.	
Image Packs Option	
Image Packs	China Res Pattern Pack THX® Pattern Pack ISF® Pattern Pack

Environmental

Humidity	30% to 80% RH non condensing
Operating temp	
Celsius	0 to 40
Fahrenheit	32 to 104

Regulatory

FCC class B	
RoHS	

Power

DC	6AA NiMH batteries
Battery life	2 hours between charge
Battery recharge	Overnight charge
AC charger/converter	
VAC	100 to 240
Current (amps)	0.4 (max)
Frequency (Hz)	47 to 63
Power (VA)	30

Weight

LBS	3.25 LBS
Kg	1.47 Kg

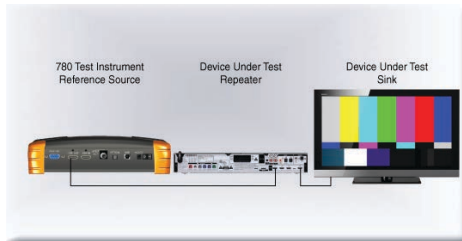
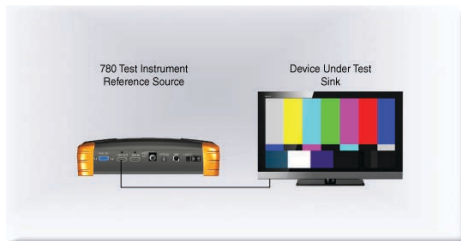
Size (dimensions)

Height	
inches	2.7
cm	6.98
Width	
inches	9.75
cm	24.76
Depth	
inches	6
cm	15.24

STANDARD TESTS

Video Pattern Testing – Test a DTV to ensure that it can render a video test pattern. Scroll a pattern to test for motion artifacts.

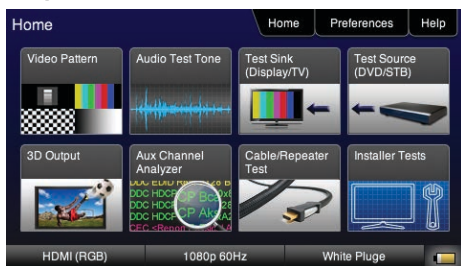
Configurations:



Operation:
Step 1. Select Format



Step 2. Select Video Pattern



Step 3. Select Image


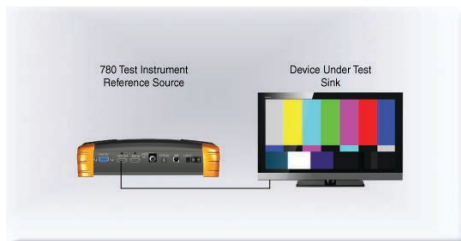


Step 4. Select Pattern Options



3D Video Pattern Testing – Test a DTV to ensure that it can render a video test pattern.

Configurations:

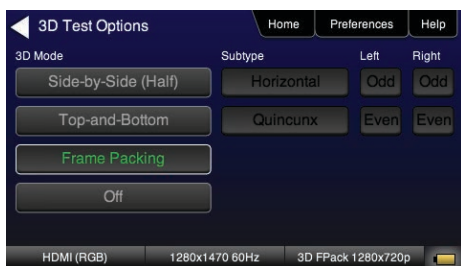


Operation:

Step 1. Select 3D Output



Step 2. Select 3D Test Options

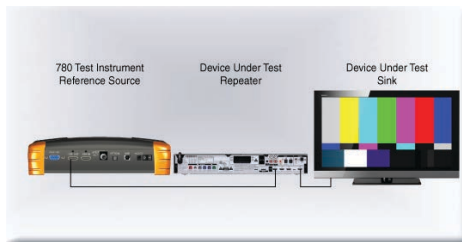
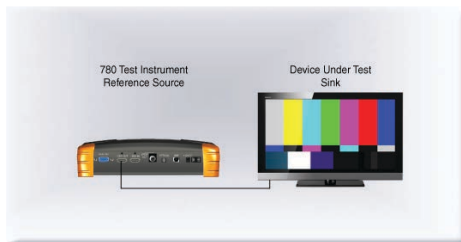


Step 3. Select 3D Test pattern



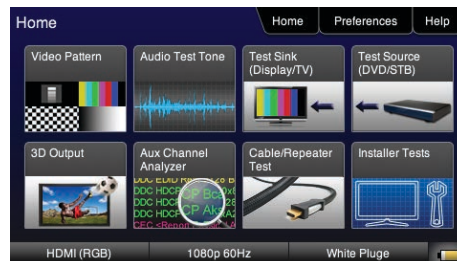
Audio Test Tones – Test an HDTV or A/V Receiver to ensure that it can render LPCM basic and multichannel audio and multichannel compressed audio and HDMI high bit rate audio formats.

Configurations:



Operation:

Step 1. Select Audio Test Tones



Step 2. Select HDMI Audio Pattern DD+ 7.1






Step 3. Select Pattern Options



Viewing HDMI Video from Source – Test an HDMI source device directly or through a repeater. View incoming HDMI video including 3D video on the built-in display.

Configurations:

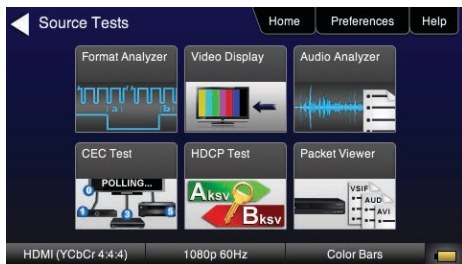


Operation:

Step 1. Select Test Source (DVD/STB)




Step 2. Select Video Display



Step 3. Select Fullscreen or Detailed




Step 4. View incoming HDMI video on built-in display



Installer Test Utility – Test an HDMI sink device directly.

Configurations:

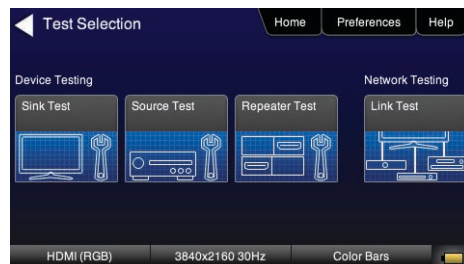


Operation:

Step 1. Select Installer Test



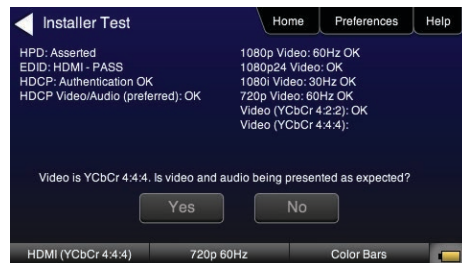
Step 2. Select Sink Test



Step 3. Select OK



Step 4. View video and verify if it is correct




Step 5. View Results



Installer Test Utility – Test an HDMI source device directly.

Configurations:

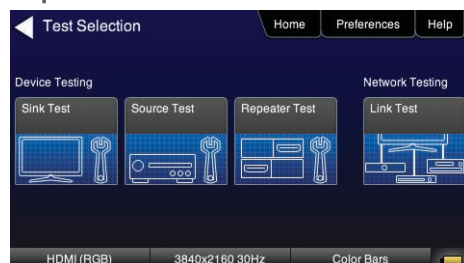


Operation:

Step 1. Select Installer Test



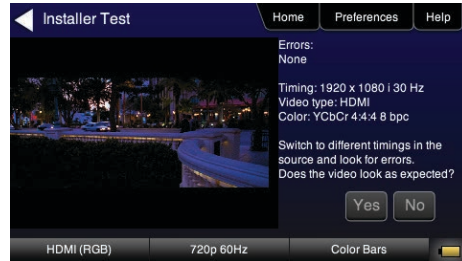
Step 2. Select Source Test



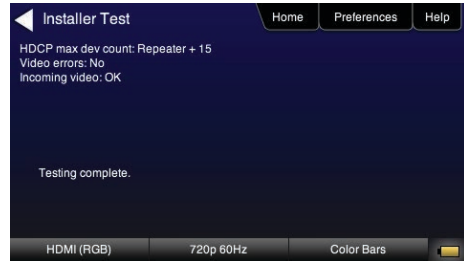
Step 3. Select OK



Step 4. View video and verify if it is correct




Step 5. View Results



Installer Test Utility – Test an HDMI repeater device directly.

Configurations:




Operation:

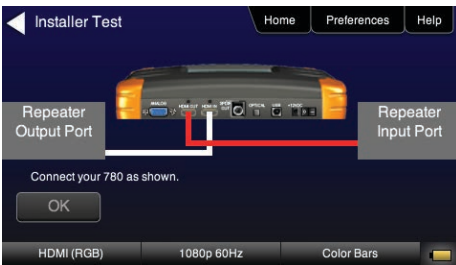
Step 1. Select Installer Test



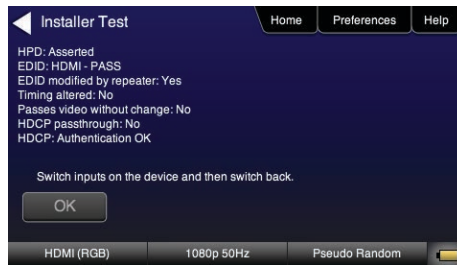
Step 2. Select Repeater Test



Step 3. Select OK

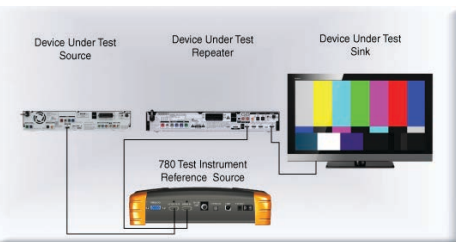


Step 4. View video and verify if it is correct



Installer Test Utility – Test HDMI Links.

Configurations:

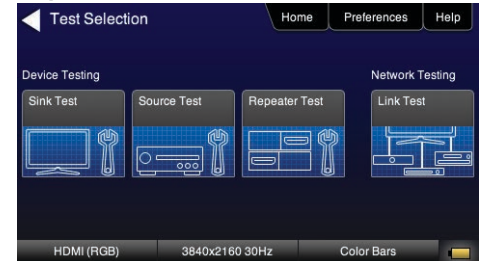


Operation:

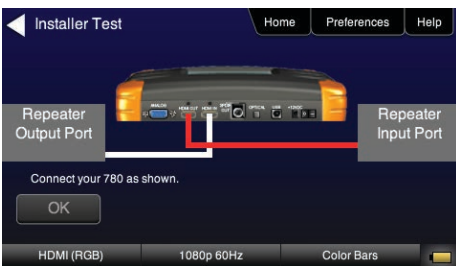
Step 1. Select Installer Test



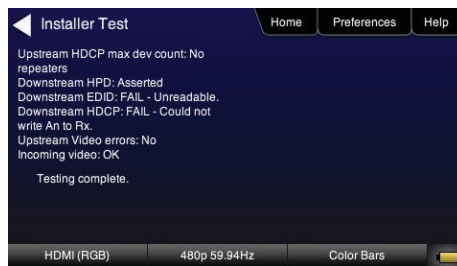
Step 2. Select Link Test



Step 3. Select OK





Step 4. View video and verify if it is correct



HDMI NETWORK ANALYZER FEATURES (OPTIONAL)

HDCP Testing – Run an HDCP functional test connected directly to an HDMI HDTV or through a repeater to verify that it can render HDCP protected video content.

Configurations:

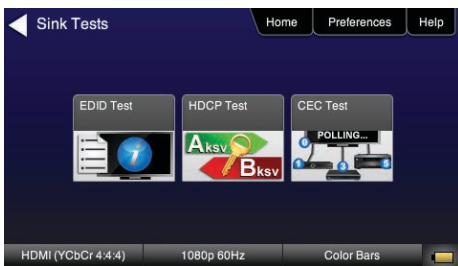


Operation:

Step 1. Select Test Sink (DVD/STB)



Step 2. Select HDCP Test






Step 3. Select Enable and View results



HDMI CEC Verification – Run an HDMI CEC verification test on an HDMI system.

Configurations:

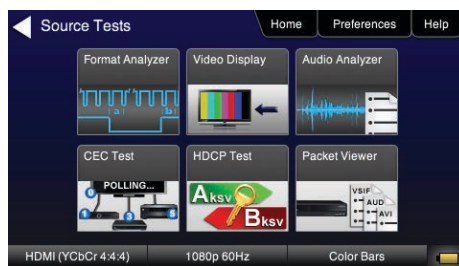


Operation:

Step 1. Select Test Sink (DVD/STB)



Step 2. Select CEC Test

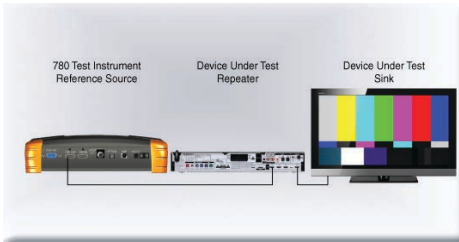


Step 3. View Results



HDMI Source and Repeater Video Test – Test an HDMI source device directly or through a repeater. Verify timing, AVI Infoframes and HDCP authentication for standard video, deep color and 3D.

Configurations:

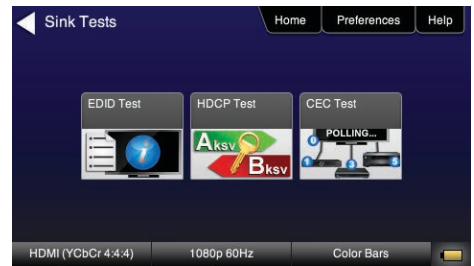


Operation:

Step 1. Select Test Source (DVD/STB)



Step 2. Select Format Analyzer

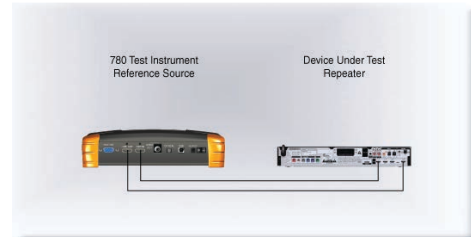




Step 3. View Results



HDMI Source Audio Test – Run an audio test on an HDMI source device or A/V receiver to verify audio headers, audio infoframe and channel status bits.

Configurations:

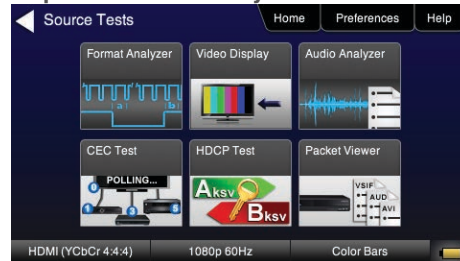


Operation:

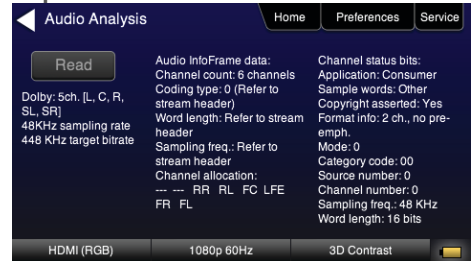
Step 1. Select Test Source (DVD/STB)



Step 2. Select Audio Analyzer

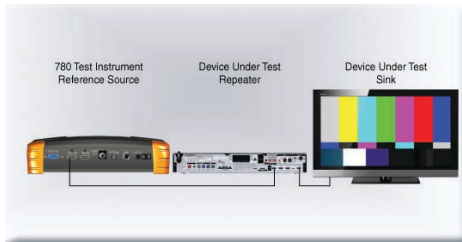



Step 3. View Results



Packet Viewer Test – View HDMI infoframe and selected data island metadata

Configurations:

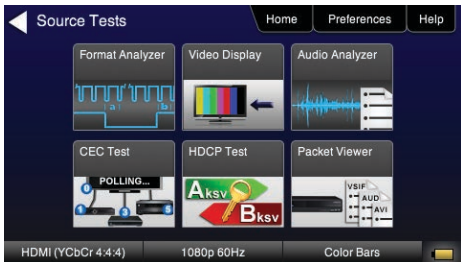


Operation:

Step 1. Select Test Source (DVD/STB)



Step 2. Select Packet Viewer



Step 3. View Results





Step 4. View multiple pages



Testing Source's Response to an EDID – Provision 780's HDMI Input port with EDID from any display. Verify source responds properly to EDID. Load EDID from multiple stored EDIDs.

Configurations:

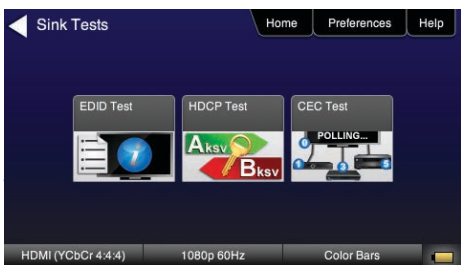


Operation:

Step 1. Select Test Sink (DVD/STB)



Step 2. Select EDID Test



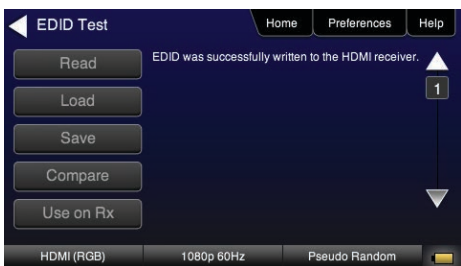
Step 3. Load EDID



Step 3. Load an EDID to RX port


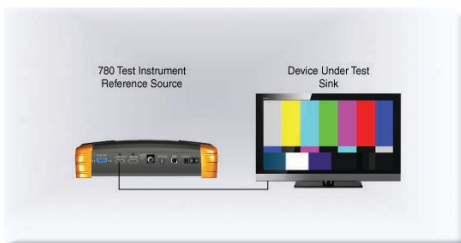


Step 3. Verify EDID has been assigned



EDID Sink Testing – Run an EDID functional test on an HDMI HDTV and/or an A/V receiver to verify EDID checksum, header, and HDMI video and audio support. View entire EDID contents. Run portions of the EDID compliance test

Configurations:

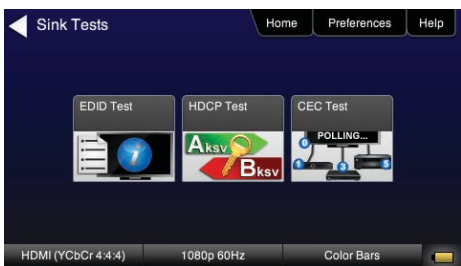


Operation:

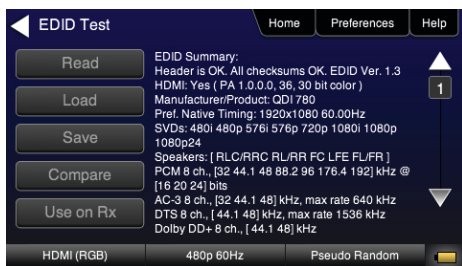
Step 1. Select Test Sink (DVD/STB)



Step 2. Select EDID Test



Step 3. Select Read and View Results (Page 1)



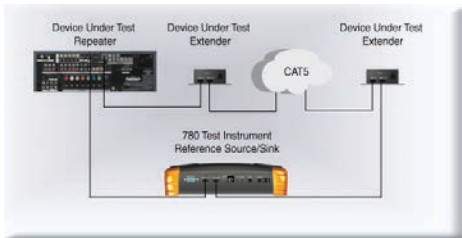

Step 4. View multiple pages (Page 25)



HDMI CABLE & LINK TEST (OPTIONAL)

HDMI Cable or HDMI Link Test – Run a pixel error test on an HDMI cable or an HDMI system with splitters, switches and extenders using pseudo random noise.

Configurations:



Operation:

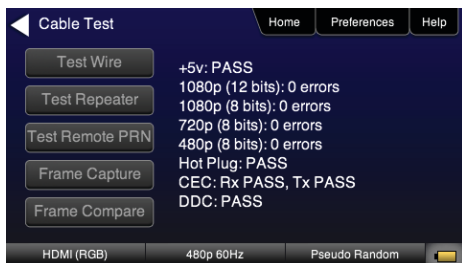
Step 1. Select Cable/Repeater Test



Step 2. Select Test Wire or Test Repeater



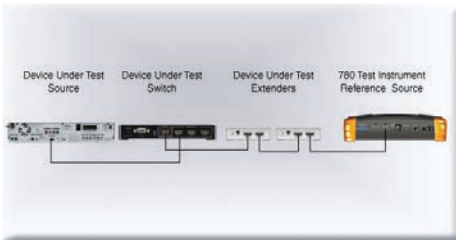
Step 3. View Results (Cable Test)



HDMI FRAME COMPARE TEST (OPTIONAL)

HDMI Frame Compare Test – Run a pixel error test on video frames.

Configurations:



Operation:

Step 1. Select Cable/Repeater Test



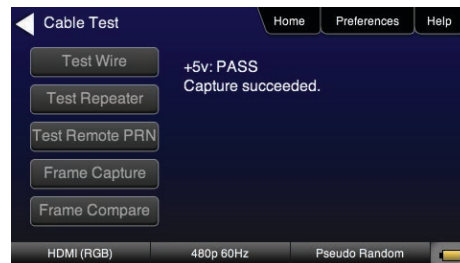
Step 2. Select Frame Capture



Step 3. Select Frame Compare





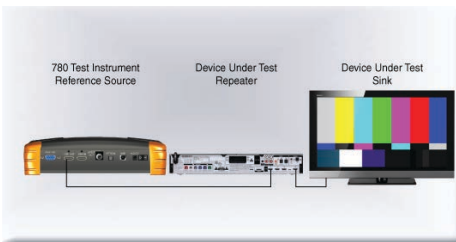
Step 4. Select Frame Capture



HDMI AUXILIARY CHANNEL ANALYZER TEST (EMULATION OPTION)

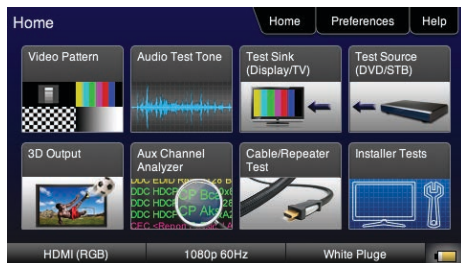
Emulation Monitoring – Monitor HDCP and EDID transactions and hot plug events while emulating either an HDMI source, HDMI sink or both an HDMI source and sink.

Configurations:



Operation:

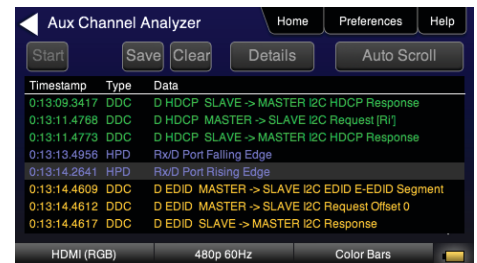
Step 1. Select Aux Channel Analyzer



Step 2. Select Configuration: Capture Data



Step 3. View Results (Downstream)

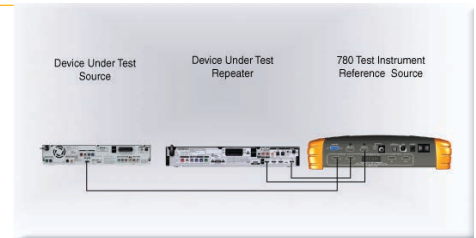
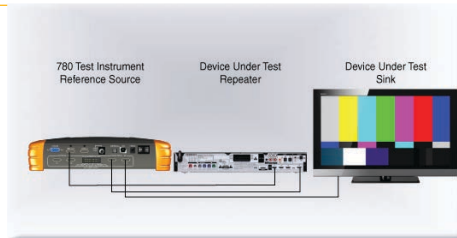
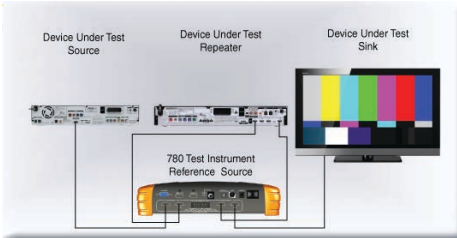


Step 4. View Details (Bcaps)

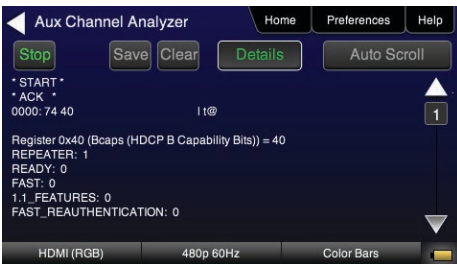
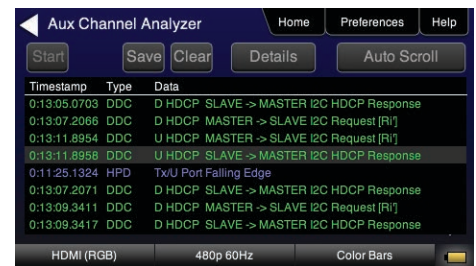
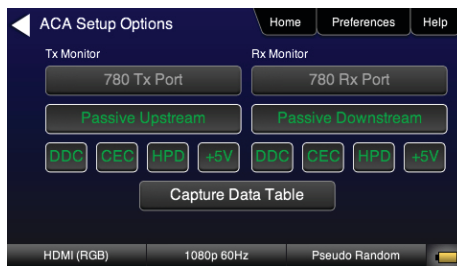


HDMI AUXILIARY CHANNEL ANALYZER TEST (PASSIVE OPTION)

Passive Monitoring – Passively monitor hot plug-related events, HDCP and EDID transactions between HDMI connected devices.



Operation:



Компания «Life Electronics» занимается поставками электронных компонентов импортного и отечественного производства от производителей и со складов крупных дистрибьюторов Европы, Америки и Азии.

С конца 2013 года компания активно расширяет линейку поставок компонентов по направлению коаксиальный кабель, кварцевые генераторы и конденсаторы (керамические, пленочные, электролитические), за счёт заключения дистрибьюторских договоров

Мы предлагаем:

- Конкуренеспособные цены и скидки постоянным клиентам.
- Специальные условия для постоянных клиентов.
- Подбор аналогов.
- Поставку компонентов в любых объемах, удовлетворяющих вашим потребностям.
- Приемлемые сроки поставки, возможна ускоренная поставка.
- Доставку товара в любую точку России и стран СНГ.
- Комплексную поставку.
- Работу по проектам и поставку образцов.
- Формирование склада под заказчика.
- Сертификаты соответствия на поставляемую продукцию (по желанию клиента).
- Тестирование поставляемой продукции.
- Поставку компонентов, требующих военную и космическую приемку.
- Входной контроль качества.
- Наличие сертификата ISO.

В составе нашей компании организован Конструкторский отдел, призванный помогать разработчикам, и инженерам.

Конструкторский отдел помогает осуществить:

- Регистрацию проекта у производителя компонентов.
- Техническую поддержку проекта.
- Защиту от снятия компонента с производства.
- Оценку стоимости проекта по компонентам.
- Изготовление тестовой платы монтаж и пусконаладочные работы.



Тел: +7 (812) 336 43 04 (многоканальный)

Email: org@lifeelectronics.ru