

Features

- Formerly a JENSEN DEVICES product
- High insulation resistance
- Quick response, long service life
- Available DC breakdown range: 2.4 kV to 7.2 kV
- Wide operating temperature range
- RoHS compliant*

Applications

- Street lighting
- Medical devices
- Air conditioning
- Power supplies
- Projectors
- Welders

SA2 Series High Voltage Gas Discharge Tube

Description

Bourns® SA2 Series two-electrode High Voltage Gas Discharge Tube devices are designed for high isolation applications. The series offers high insulation resistance over a wide temperature range and is offered with DC breakdowns from 2.4 kV to 7.2 kV. Other customized voltages between 2 kV and 7.2 kV are available upon request.

Agency Listing

Agency	Category	Agency File No.
UL	UL1414	E183342

Note: UL Listing valid for SA2 Series GDTs rated at 3 kV and above.

Electrical Characteristics

Part No.	Device Specifications							Life Ratings			
	DC Breakdown Voltage @ 500 V/s				Impulse Breakdown	Ramp	Insulation Resistance @ 250 Vdc	Arc Voltage @ 5A min.	Capacitance @ 1 MHz	Nominal Impulse Discharge	Nom. DC Breakdown After Life
	Min.	Typ.	Max.	Tol.	Max.	Typ.	Min.	Typ.	Max.	10 Operations	
SA2-2400-Dxx-STD	2040	2400	2880	-15 % to +20 %	3800 V	@1 kV/μs	10 G Ohm	20 V	1 pF	5 kA, 8/20 μs, ±5 operations in each polarity	>2.0 kV
SA2-2400-Cxx-STD	1920	2400	2880	-20 % to +20 %							>1.9 kV
SA2-3000-Dxx-STD	2550	3000	3600	-15 % to +20 %	4500 V	@7.5 kV/μs					>2.4 kV
SA2-3000-Cxx-STD	2400	3000	3600	-20 % to +20 %							>2.3 kV
SA2-3600-Dxx-STD	3060	3600	4320	-15 % to +20 %	5400 V	@7.5 kV/μs					>3.0 kV
SA2-3600-Cxx-STD	2880	3600	4320	-20 % to +20 %							>2.8 kV
SA2-5500-Dxx-STD	4675	5500	6600	-15 % to +20 %	8000 V	@7.5 kV/μs					>4.4 kV
SA2-5500-Cxx-STD	4400	5500	6600	-20 % to +20 %							>4.2 kV
SA2-6200-Dxx-STD	5270	6200	7440	-15 % to +20 %	8000 V	@7.5 kV/μs					>5.2 kV
SA2-6200-Cxx-STD	4960	6200	7440	-20 % to +20 %							>4.9 kV
SA2-6300-Dxx-STD	5355	6300	7560	-15 % to +20 %	9200 V	@7.5 kV/μs					>5.3 kV
SA2-6300-Cxx-STD	5040	6300	7560	-20 % to +20 %							>5.0 kV
SA2-7200-Dxx-STD	6120	7200	8640	-15 % to +20 %	10000 V	@1 kV/μs	>6.3 kV				
SA2-7200-Cxx-STD	5760	7200	8640	-20 % to +20 %			>6.0 kV				

Note: Model SA2-7200 specification is based on the customer providing sufficient encapsulation/working environment for the component to avoid outside surface breakdown (e.g., non-contaminated equivalent surface in RH 40 % reaches breakdown at 10-12 kV).

Product Characteristics

Operating Temperature Range -40 °C to +125 °C
 Storage Temperature Range -65 °C to +125 °C
 Device Plating Matte-Sn

*RoHS Directive 2002/95/EC Jan. 27, 2003 including annex and RoHS Recast 2011/65/EU June 8, 2011.

Specifications are subject to change without notice.

The device characteristics and parameters in this data sheet can and do vary in different applications and actual device performance may vary over time. Users should verify actual device performance in their specific applications.

SA2 Series High Voltage Gas Discharge Tube



Environmental Characteristics

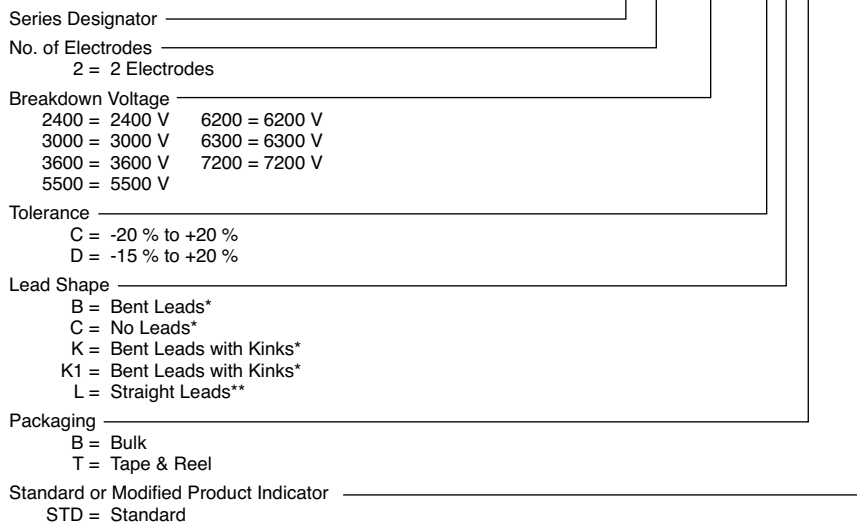
Section	Category	Test	Condition
IEC 60068-2-13 test M	Operational	Low Air Pressure	Temp. +55 °C, Time 0.5 Sec., Pressure 600 hPa
IEC 60068-2-1, test Ab	Non-Operational	Cold	+40 °C, 96 Hours
IEC 60068-2-2, test Bb		Dry Heat	+100 °C, 96 Hours
IEC 60068-2-30, test Ca		Damp Heat, Steady State	+40 °C, 93 % RH, 21 Days
IEC 60068-2-14, test Na		Rapid Change in Temperature	Upper Temp. +100 °C, Lower Temp. -40 °C, 5 Cycles
IEC 60068-2-6, test Fc		Vibration	10-55 Hz, 30 Min. per Axis, Double Amplitude 0.70 Min.
IEC 60068-2-27, test Ea		Shock Test	30 g, 11 ms, Half Sine Pulse
IEC 60068-2-20, test Ta		Solderability	Method 1, +235 °C, 2 Sec., Aging
IEC 60068-2-20, test Tb		Resistance to Soldering Heat	Method 1A, +260 °C, 5 Sec.
IEC 60068-2-21		Robustness of Terminations	Ua1 (Tensile), Ua2 (Thrust), Ub (Bending) and Uc (Torsion)

How to Order

Typical Part Marking

SA 2 - nnnn - x x x - STD

Below 3 kV..... **B** SA2-xxxx
 3 kV and Up..... **B** SA2-xxxx **RL**



* Available in bulk packaging only.

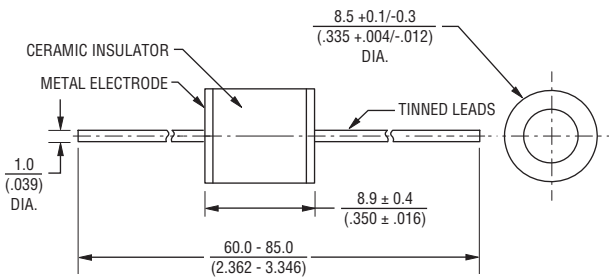
** Bulk packaging available for straight lead devices ≤3600 V. Devices >3600 V available in tape and reel only.

SA2 Series High Voltage Gas Discharge Tube

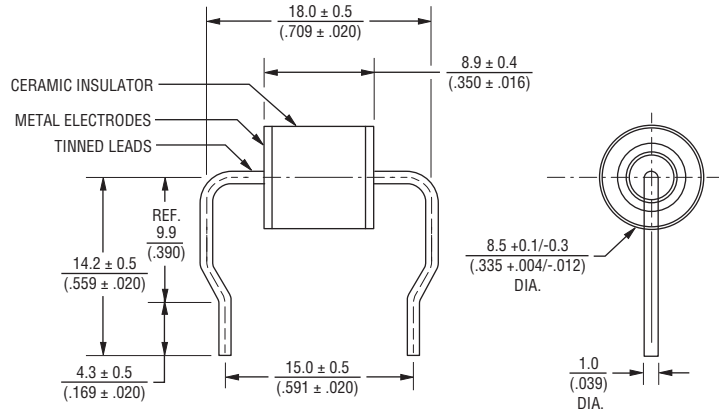
BOURNS®

Product Dimensions

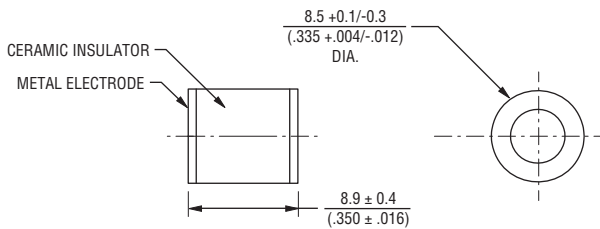
SA2-xxxx-xLx



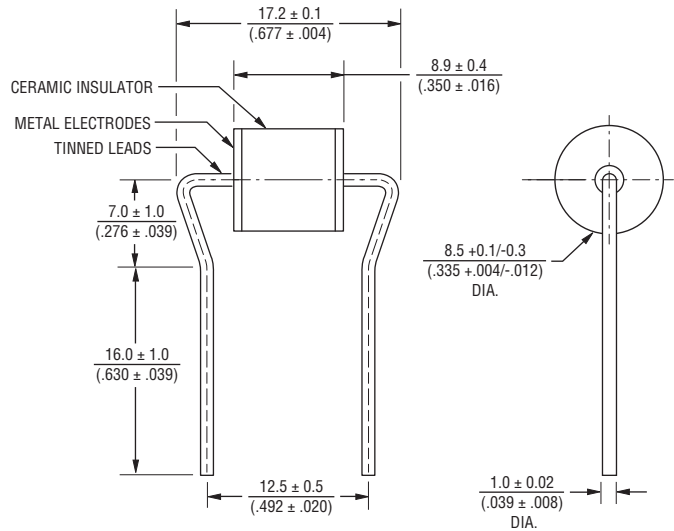
SA2-xxxx-xKx



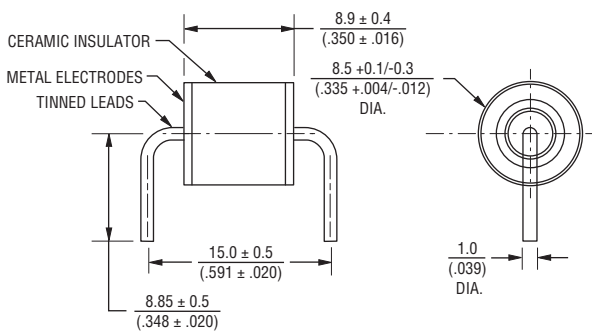
SA2-xxxx-xCx



SA2-xxxx-xK1x



SA2-xxxx-xBx



DIMENSIONS: $\frac{\text{MM}}{\text{(INCHES)}}$

Specifications are subject to change without notice.

The device characteristics and parameters in this data sheet can and do vary in different applications and actual device performance may vary over time. Users should verify actual device performance in their specific applications.

SA2 Series High Voltage Gas Discharge Tube

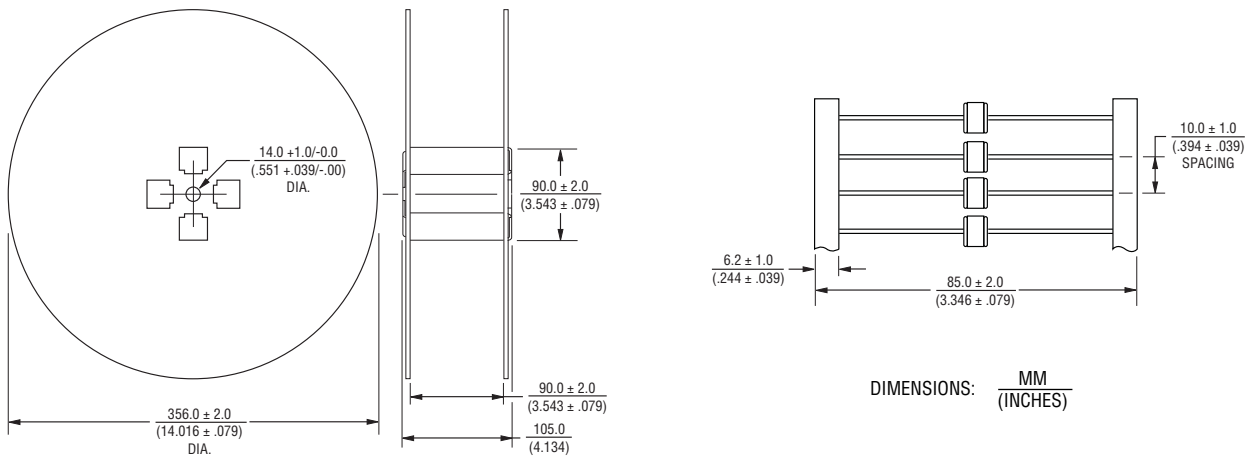
BOURNS®

Packaging Specifications

Model SA2-xxxx-xxB ships standard bulk pack, 1,000 pcs./bag*.
The optional tape and reel packaging contains 1,000 pcs./reel for Model SA2-xxxx-xLT.

* Straight leads version available in bulk or tape and reel packaging; all other models available in bulk packaging only.

SA2-xxxx-xLT



BOURNS®

Asia-Pacific: Tel: +886-2 2562-4117 • Fax: +886-2 2562-4116

Europe: Tel: +41-41 768 5555 • Fax: +41-41 768 5510

The Americas: Tel: +1-951 781-5500 • Fax: +1-951 781-5700

www.bourns.com

REV. 04/13

Specifications are subject to change without notice.
The device characteristics and parameters in this data sheet can and do vary in different applications and actual device performance may vary over time.
Users should verify actual device performance in their specific applications.

Компания «Life Electronics» занимается поставками электронных компонентов импортного и отечественного производства от производителей и со складов крупных дистрибьюторов Европы, Америки и Азии.

С конца 2013 года компания активно расширяет линейку поставок компонентов по направлению коаксиальный кабель, кварцевые генераторы и конденсаторы (керамические, пленочные, электролитические), за счёт заключения дистрибьюторских договоров

Мы предлагаем:

- Конкурентоспособные цены и скидки постоянным клиентам.
- Специальные условия для постоянных клиентов.
- Подбор аналогов.
- Поставку компонентов в любых объемах, удовлетворяющих вашим потребностям.
- Приемлемые сроки поставки, возможна ускоренная поставка.
- Доставку товара в любую точку России и стран СНГ.
- Комплексную поставку.
- Работу по проектам и поставку образцов.
- Формирование склада под заказчика.
- Сертификаты соответствия на поставляемую продукцию (по желанию клиента).
- Тестирование поставляемой продукции.
- Поставку компонентов, требующих военную и космическую приемку.
- Входной контроль качества.
- Наличие сертификата ISO.

В составе нашей компании организован Конструкторский отдел, призванный помогать разработчикам, и инженерам.

Конструкторский отдел помогает осуществить:

- Регистрацию проекта у производителя компонентов.
- Техническую поддержку проекта.
- Защиту от снятия компонента с производства.
- Оценку стоимости проекта по компонентам.
- Изготовление тестовой платы монтаж и пусконаладочные работы.



Тел: +7 (812) 336 43 04 (многоканальный)
Email: org@lifeelectronics.ru