

High Frequency Ceramic Solutions

(Tri-Band) WiMax Antenna

P/N 2500AT52M3555

Detail Specification: 08/11/06

Page 1 of 9

General Specifications

Part Number	2500AT52M3555		
Freq. Range (GHz)	2.3 - 2.69	3.3 - 3.9	5.15 - 5.875
Peak Gain (XZ-V)	2.0 dBi typ.	2.0 dBi typ.	2.0 dBi typ.
Average Gain (XZ-V)	-2.0 dBi typ.	-4.0 dBi typ.	-3.0 dBi typ.
Return Loss	8.5 dB min.	9.5 dB min.	9.5 dB min.

Input Power	5W max.
Impedance	50 Ω
Operating Temp.	-40 to +85°C
Reel Quantity	300

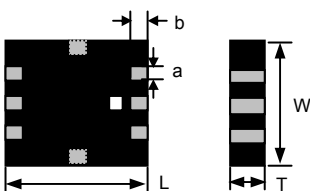
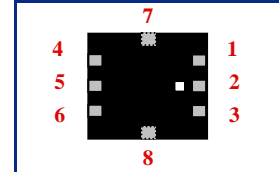
P/N Suffix	Packaging Style	Bulk	Suffix = S	Eg. 2500AT52M3555S
		T & R		Suffix = E
Termination Style	100% Tin		Suffix = None	Eg. 2500AT52M3555(E or S)
	Tin / Lead		Suffix = /Pb	Eg. 2500AT52M3555(E or S)/Pb

Terminal Configuration

No.	Function
1	GND
2	Feeding Point
3	GND
4	NC
5	NC
6	NC
7	NC
8	NC

Mechanical Dimensions

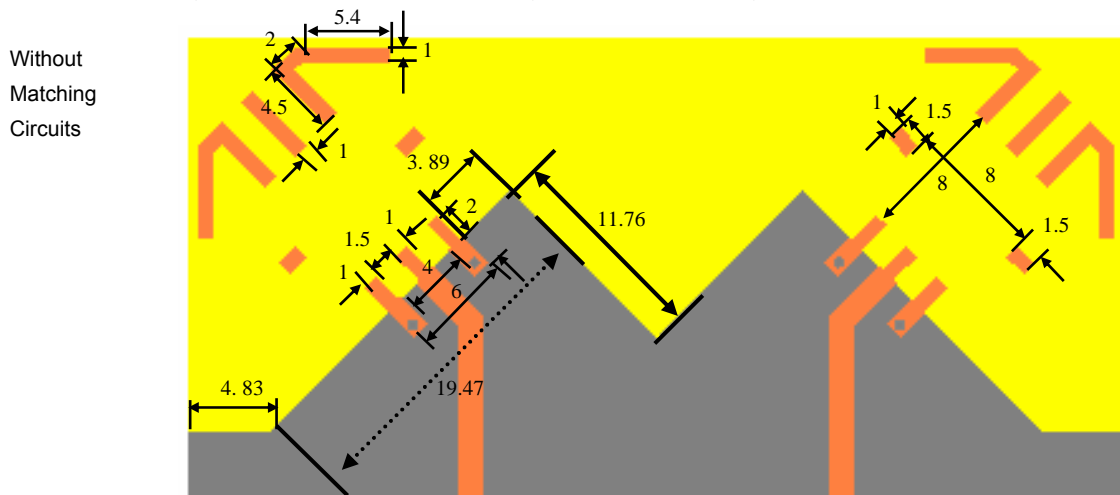
	In	mm
L	0.394 ± 0.012	10.00 ± 0.30
W	0.394 ± 0.012	10.00 ± 0.30
T	0.037 ± 0.010	0.95 ± 0.25
a	0.039 ± 0.012	1.00 ± 0.30
b	0.039 ± 0.012	1.00 ± 0.30

Mounting Considerations

Mount these devices with white mark facing up. Units: mm

* Line width should be designed to provide 50Ω impedance matching characteristics, depending on PCB material and thickness.



Johanson Technology, Inc. reserves the right to make design changes without notice.

All sales are subject to Johanson Technology, Inc. terms and conditions.



www.johansontechnology.com

4001 Calle Tecate • Camarillo, CA 93012 • TEL 805.389.1166 FAX 805.389.1821

2003 Johanson Technology, Inc. All Rights Reserved

High Frequency Ceramic Solutions

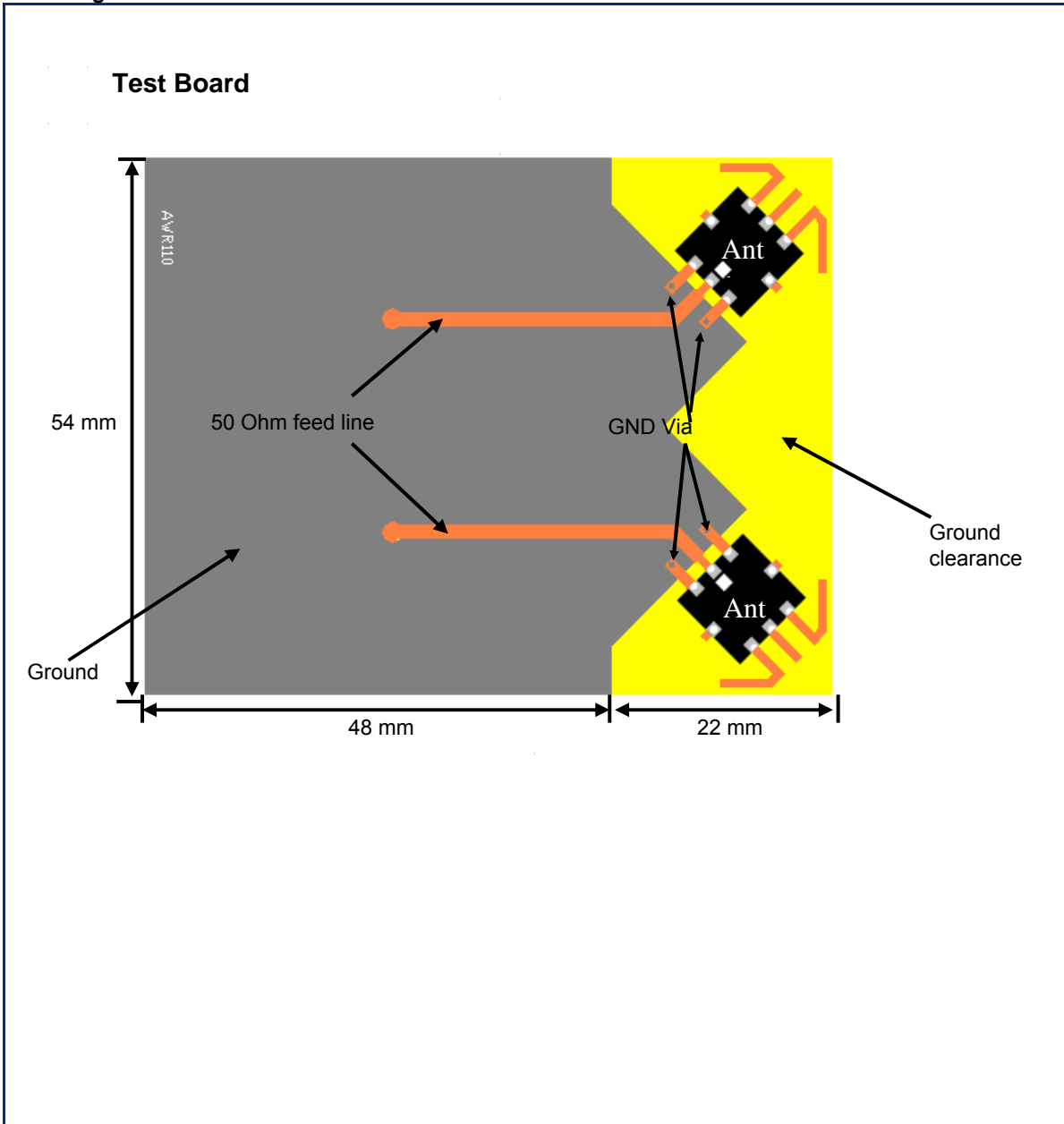
(Tri-Band) WiMax Antenna

P/N 2500AT52M3555

Detail Specification: 08/11/06

Page 2 of 9

Mounting Considerations



Johanson Technology, Inc. reserves the right to make design changes without notice.
All sales are subject to Johanson Technology, Inc. terms and conditions.



www.johansontechnology.com
4001 Calle Tecate • Camarillo, CA 93012 • TEL 805.389.1166 FAX 805.389.1821

2003 Johanson Technology, Inc. All Rights Reserved

High Frequency Ceramic Solutions

(Tri-Band) WiMax Antenna

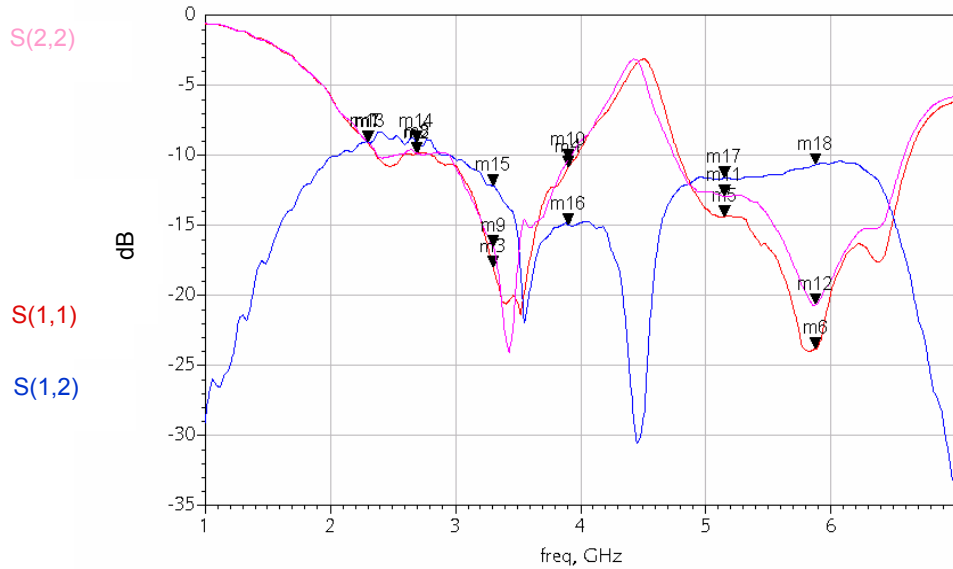
P/N 2500AT52M3555

Detail Specification: 08/11/06

Page 3 of 9

Mounting Considerations

Return Loss & Isolation (Without Matching Circuits)



Ant1 return loss _ S(1,1)
 Ant2 return loss _ S(2,2)
 Ant1 & Ant2 isolation _ S(1,2)

m1
 freq=2.300GHz
 dB(S(1,1))=-9.072

m7
 freq=2.300GHz
 dB(S(2,2))=-9.065

m13
 freq=2.300GHz
 dB(S(1,2))=-9.068

m2
 freq=2.690GHz
 dB(S(1,1))=-9.901

m8
 freq=2.690GHz
 dB(S(2,2))=-9.849

m14
 freq=2.690GHz
 dB(S(1,2))=-9.085

m3
 freq=3.300GHz
 dB(S(1,1))=-18.019

m9
 freq=3.300GHz
 dB(S(2,2))=-16.521

m15
 freq=3.300GHz
 dB(S(1,2))=-12.188

m4
 freq=3.900GHz
 dB(S(1,1))=-10.890

m10
 freq=3.900GHz
 dB(S(2,2))=-10.368

m16
 freq=3.900GHz
 dB(S(1,2))=-14.939

m5
 freq=5.150GHz
 dB(S(1,1))=-14.393

m11
 freq=5.150GHz
 dB(S(2,2))=-12.929

m17
 freq=5.150GHz
 dB(S(1,2))=-11.630

m6
 freq=5.875GHz
 dB(S(1,1))=-23.835

m12
 freq=5.875GHz
 dB(S(2,2))=-20.665

m18
 freq=5.875GHz
 dB(S(1,2))=-10.668

Johanson Technology, Inc. reserves the right to make design changes without notice.
 All sales are subject to Johanson Technology, Inc. terms and conditions.



www.johansontechnology.com

4001 Calle Tecate • Camarillo, CA 93012 • TEL 805.389.1166 FAX 805.389.1821

2003 Johanson Technology, Inc. All Rights Reserved

High Frequency Ceramic Solutions

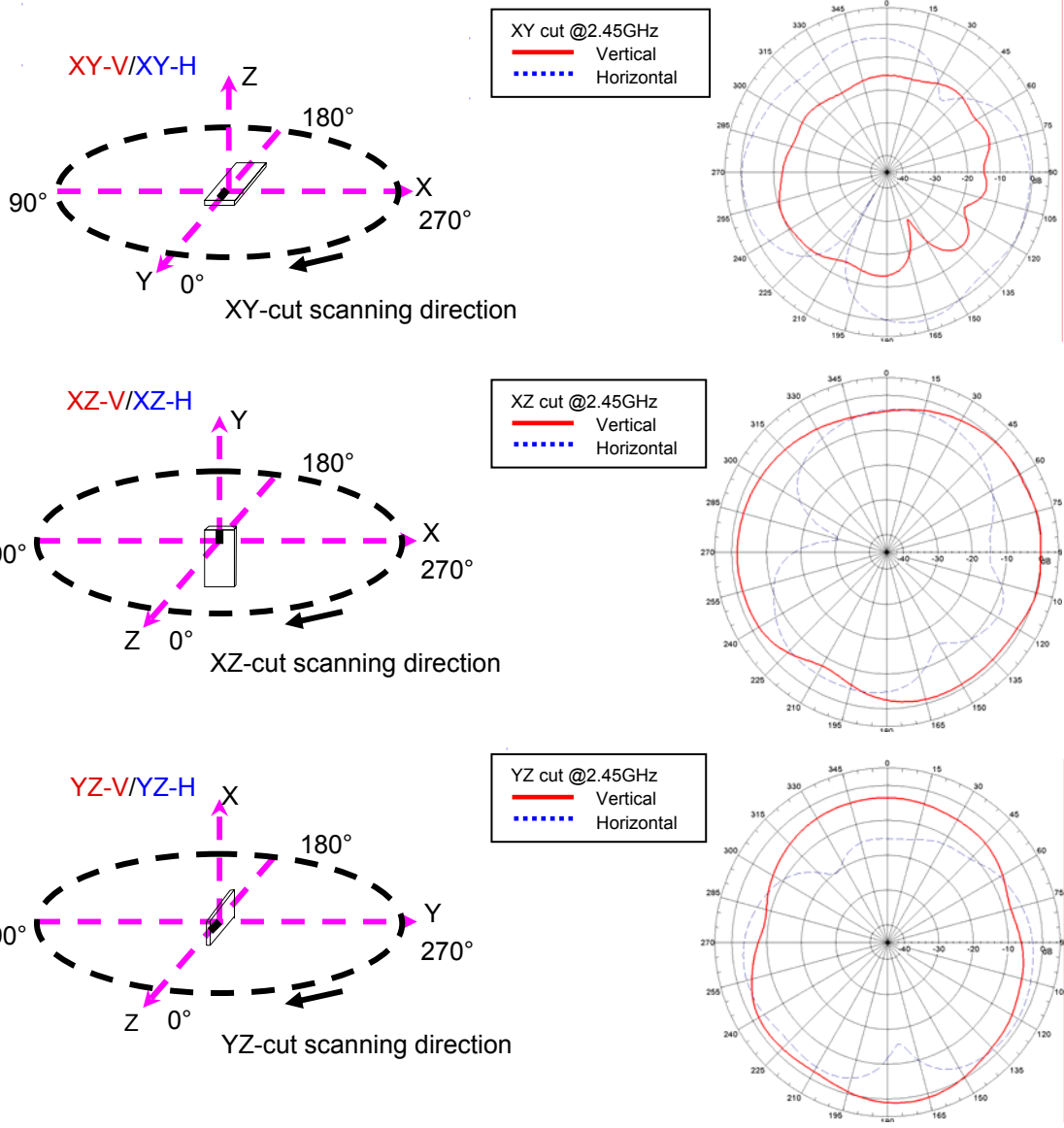
(Tri-Band) WiMax Antenna

P/N 2500AT52M3555

Detail Specification: 08/11/06

Page 4 of 9

Ant1 Radiation Patterns



Johanson Technology, Inc. reserves the right to make design changes without notice.
 All sales are subject to Johanson Technology, Inc. terms and conditions.



www.johansontechnology.com

4001 Calle Tecate • Camarillo, CA 93012 • TEL 805.389.1166 FAX 805.389.1821

2003 Johanson Technology, Inc. All Rights Reserved

High Frequency Ceramic Solutions

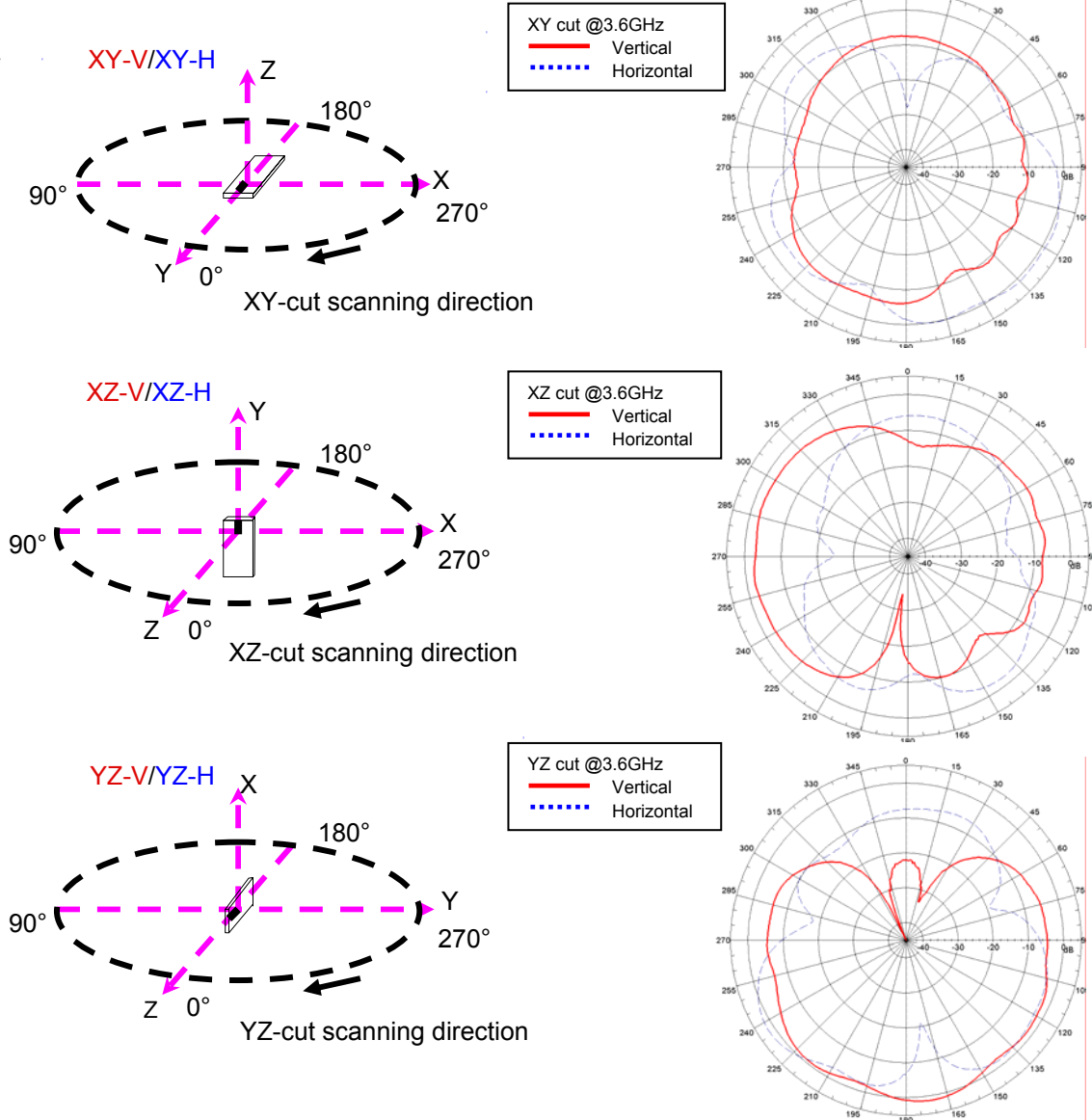
(Tri-Band) WiMax Antenna

P/N 2500AT52M3555

Detail Specification: 08/11/06

Page 5 of 9

Ant1 Radiation Patterns



Johanson Technology, Inc. reserves the right to make design changes without notice.
 All sales are subject to Johanson Technology, Inc. terms and conditions.



www.johansontechnology.com

4001 Calle Tecate • Camarillo, CA 93012 • TEL 805.389.1166 FAX 805.389.1821

2003 Johanson Technology, Inc. All Rights Reserved

High Frequency Ceramic Solutions

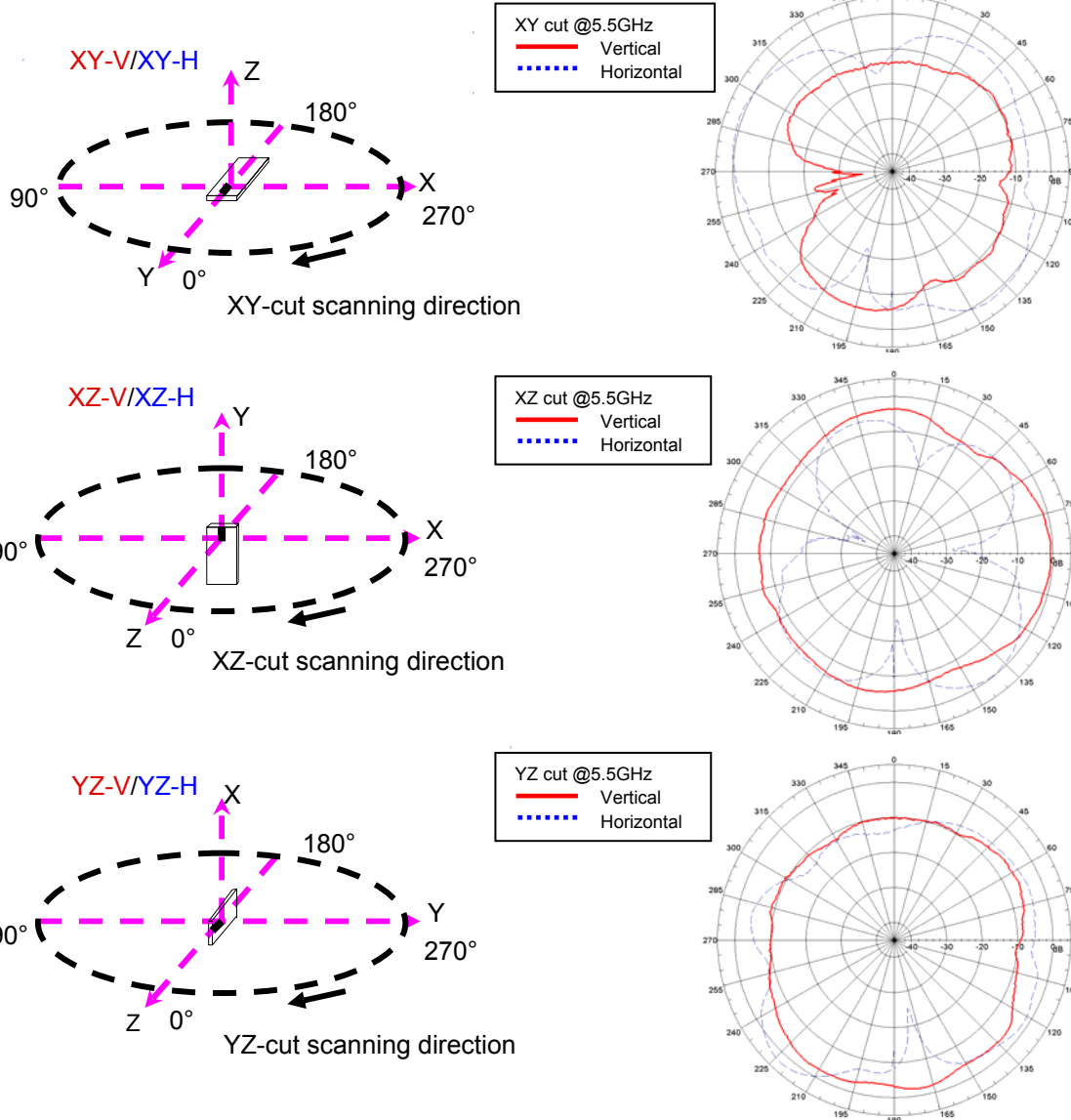
(Tri-Band) WiMax Antenna

P/N 2500AT52M3555

Detail Specification: 08/11/06

Page 6 of 9

Ant1 Radiation Patterns



Johanson Technology, Inc. reserves the right to make design changes without notice.
 All sales are subject to Johanson Technology, Inc. terms and conditions.



www.johansontechnology.com

4001 Calle Tecate • Camarillo, CA 93012 • TEL 805.389.1166 FAX 805.389.1821

2003 Johanson Technology, Inc. All Rights Reserved

High Frequency Ceramic Solutions

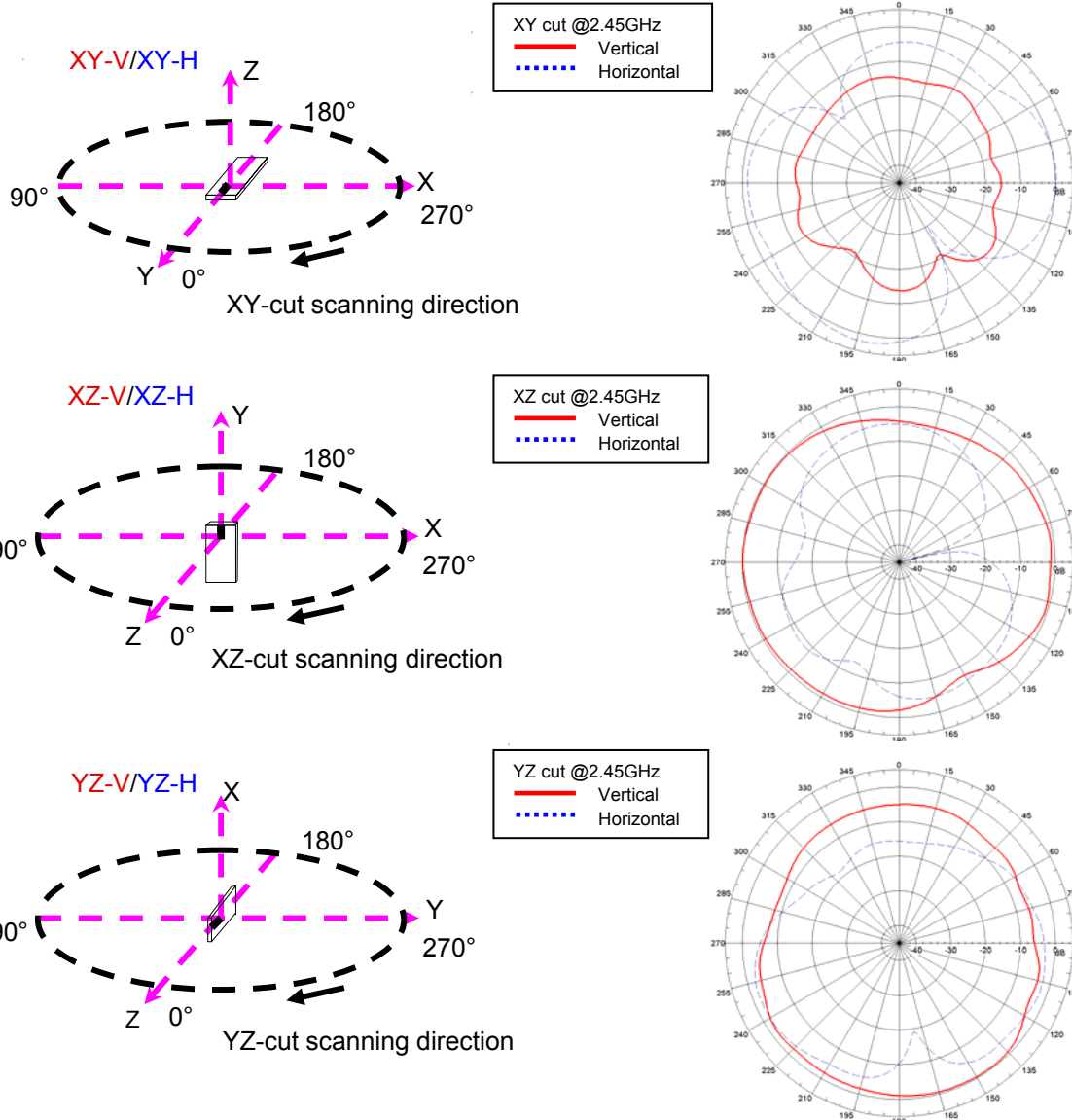
(Tri-Band) WiMax Antenna

P/N 2500AT52M3555

Detail Specification: 08/11/06

Page 7 of 9

Ant2 Radiation Patterns



Johanson Technology, Inc. reserves the right to make design changes without notice.
 All sales are subject to Johanson Technology, Inc. terms and conditions.



www.johansontechnology.com

4001 Calle Tecate • Camarillo, CA 93012 • TEL 805.389.1166 FAX 805.389.1821

2003 Johanson Technology, Inc. All Rights Reserved

High Frequency Ceramic Solutions

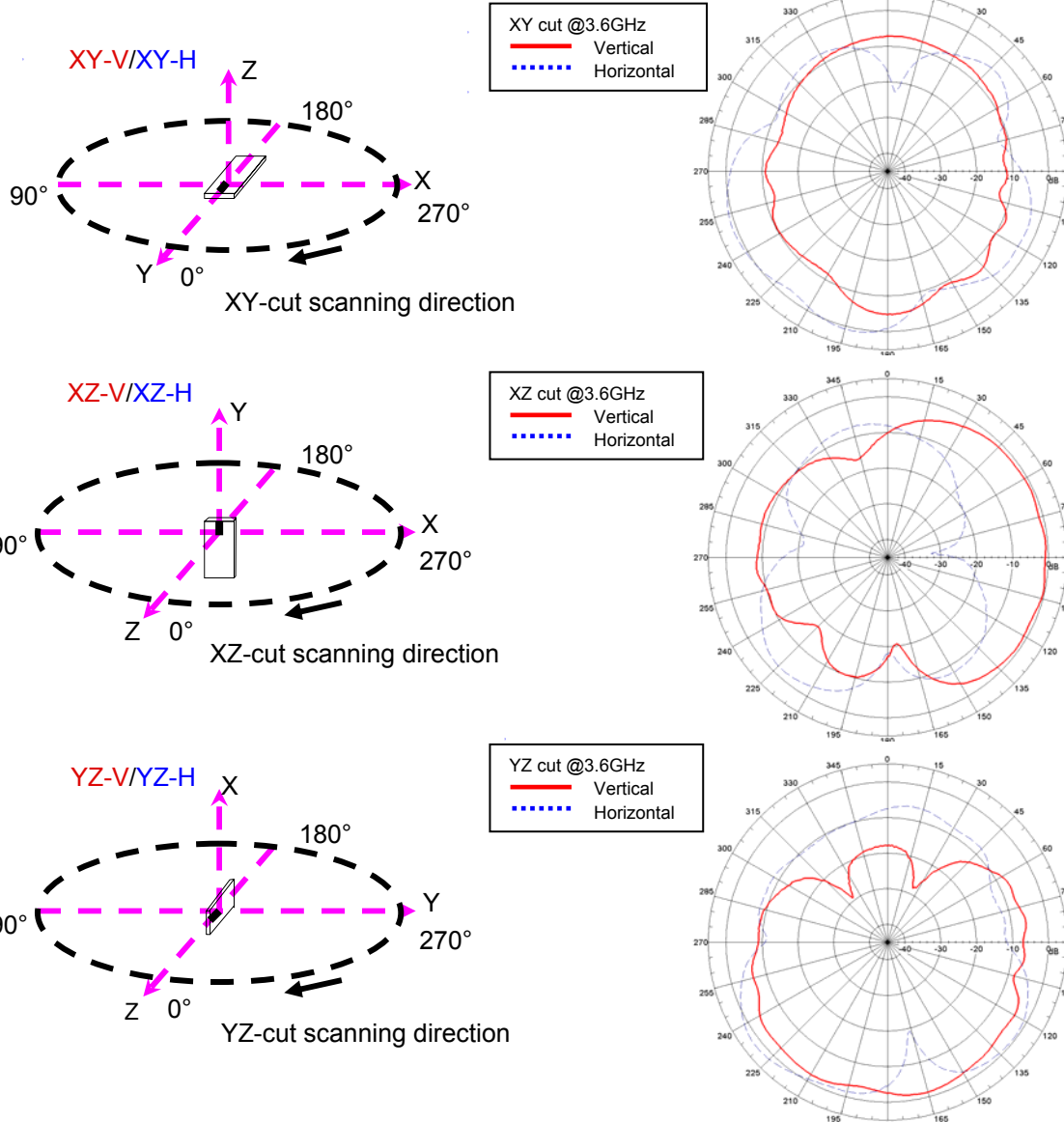
(Tri-Band) WiMax Antenna

P/N 2500AT52M3555

Detail Specification: 08/11/06

Page 8 of 9

Ant2 Radiation Patterns



Johanson Technology, Inc. reserves the right to make design changes without notice.
 All sales are subject to Johanson Technology, Inc. terms and conditions.



www.johansontechnology.com

4001 Calle Tecate • Camarillo, CA 93012 • TEL 805.389.1166 FAX 805.389.1821

2003 Johanson Technology, Inc. All Rights Reserved

High Frequency Ceramic Solutions

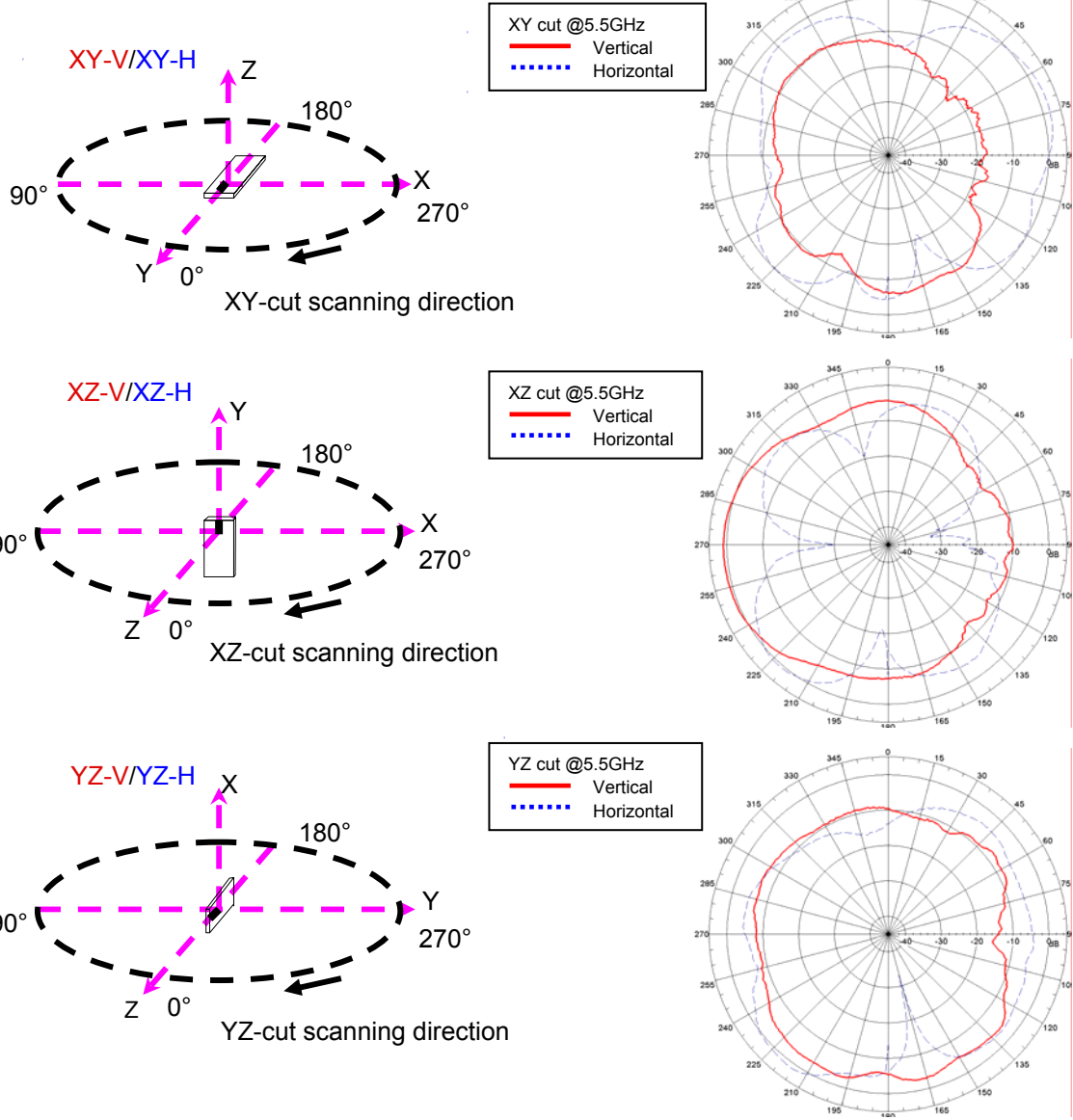
(Tri-Band) WiMax Antenna

P/N 2500AT52M3555

Detail Specification: 08/11/06

Page 9 of 9

Ant2 Radiation Patterns



Johanson Technology, Inc. reserves the right to make design changes without notice.
 All sales are subject to Johanson Technology, Inc. terms and conditions.



www.johansontechnology.com

4001 Calle Tecate • Camarillo, CA 93012 • TEL 805.389.1166 FAX 805.389.1821

2003 Johanson Technology, Inc. All Rights Reserved

Компания «Life Electronics» занимается поставками электронных компонентов импортного и отечественного производства от производителей и со складов крупных дистрибьюторов Европы, Америки и Азии.

С конца 2013 года компания активно расширяет линейку поставок компонентов по направлению коаксиальный кабель, кварцевые генераторы и конденсаторы (керамические, пленочные, электролитические), за счёт заключения дистрибьюторских договоров

Мы предлагаем:

- Конкурентоспособные цены и скидки постоянным клиентам.
- Специальные условия для постоянных клиентов.
- Подбор аналогов.
- Поставку компонентов в любых объемах, удовлетворяющих вашим потребностям.
- Приемлемые сроки поставки, возможна ускоренная поставка.
- Доставку товара в любую точку России и стран СНГ.
- Комплексную поставку.
- Работу по проектам и поставку образцов.
- Формирование склада под заказчика.
- Сертификаты соответствия на поставляемую продукцию (по желанию клиента).
- Тестирование поставляемой продукции.
- Поставку компонентов, требующих военную и космическую приемку.
- Входной контроль качества.
- Наличие сертификата ISO.

В составе нашей компании организован Конструкторский отдел, призванный помогать разработчикам, и инженерам.

Конструкторский отдел помогает осуществить:

- Регистрацию проекта у производителя компонентов.
- Техническую поддержку проекта.
- Защиту от снятия компонента с производства.
- Оценку стоимости проекта по компонентам.
- Изготовление тестовой платы монтаж и пусконаладочные работы.



Тел: +7 (812) 336 43 04 (многоканальный)
Email: org@lifeelectronics.ru