

# High Frequency Ceramic Solutions

## (Tri-Band) WiMax Antenna

P/N 2500AT52M3555

Detail Specification: 08/11/06

Page 1 of 9

### General Specifications

<b>Part Number</b>	2500AT52M3555		
<b>Freq. Range (GHz)</b>	2.3 - 2.69	3.3 - 3.9	5.15 - 5.875
<b>Peak Gain (XZ-V)</b>	2.0 dBi typ.	2.0 dBi typ.	2.0 dBi typ.
<b>Average Gain (XZ-V)</b>	-2.0 dBi typ.	-4.0 dBi typ.	-3.0 dBi typ.
<b>Return Loss</b>	8.5 dB min.	9.5 dB min.	9.5 dB min.

<b>Input Power</b>	5W max.
<b>Impedance</b>	50 Ω
<b>Operating Temp.</b>	-40 to +85°C
<b>Reel Quantity</b>	300

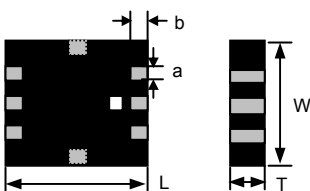
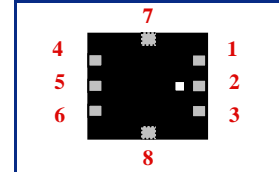
<b>P/N Suffix</b>	<b>Packaging Style</b>	Bulk	Suffix = S	Eg. 2500AT52M3555S
		T & R	Suffix = E	Eg. 2500AT52M3555E
<b>Termination Style</b>		100% Tin	Suffix = None	Eg. 2500AT52M3555(E or S)
		Tin / Lead	Suffix = /Pb	Eg. 2500AT52M3555(E or S)/Pb

### Terminal Configuration

No.	Function
1	GND
2	Feeding Point
3	GND
4	NC
5	NC
6	NC
7	NC
8	NC

### Mechanical Dimensions

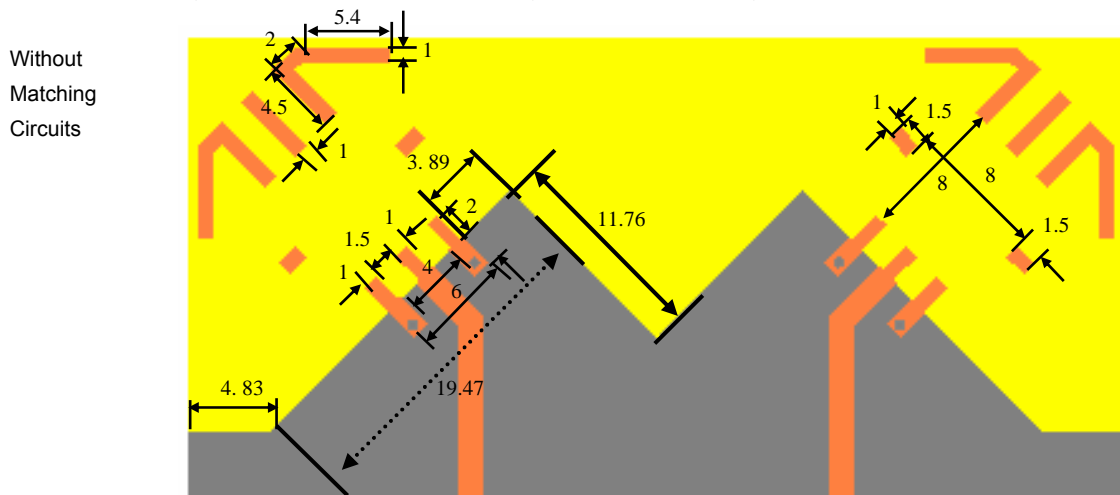
	In	mm
<b>L</b>	0.394 ± 0.012	10.00 ± 0.30
<b>W</b>	0.394 ± 0.012	10.00 ± 0.30
<b>T</b>	0.037 ± 0.010	0.95 ± 0.25
<b>a</b>	0.039 ± 0.012	1.00 ± 0.30
<b>b</b>	0.039 ± 0.012	1.00 ± 0.30

### Mounting Considerations

Mount these devices with white mark facing up. Units: mm

\* Line width should be designed to provide 50Ω impedance matching characteristics, depending on PCB material and thickness.



Johanson Technology, Inc. reserves the right to make design changes without notice.  
All sales are subject to Johanson Technology, Inc. terms and conditions.



[www.johansontechnology.com](http://www.johansontechnology.com)

4001 Calle Tecate • Camarillo, CA 93012 • TEL 805.389.1166 FAX 805.389.1821

2003 Johanson Technology, Inc. All Rights Reserved

# High Frequency Ceramic Solutions

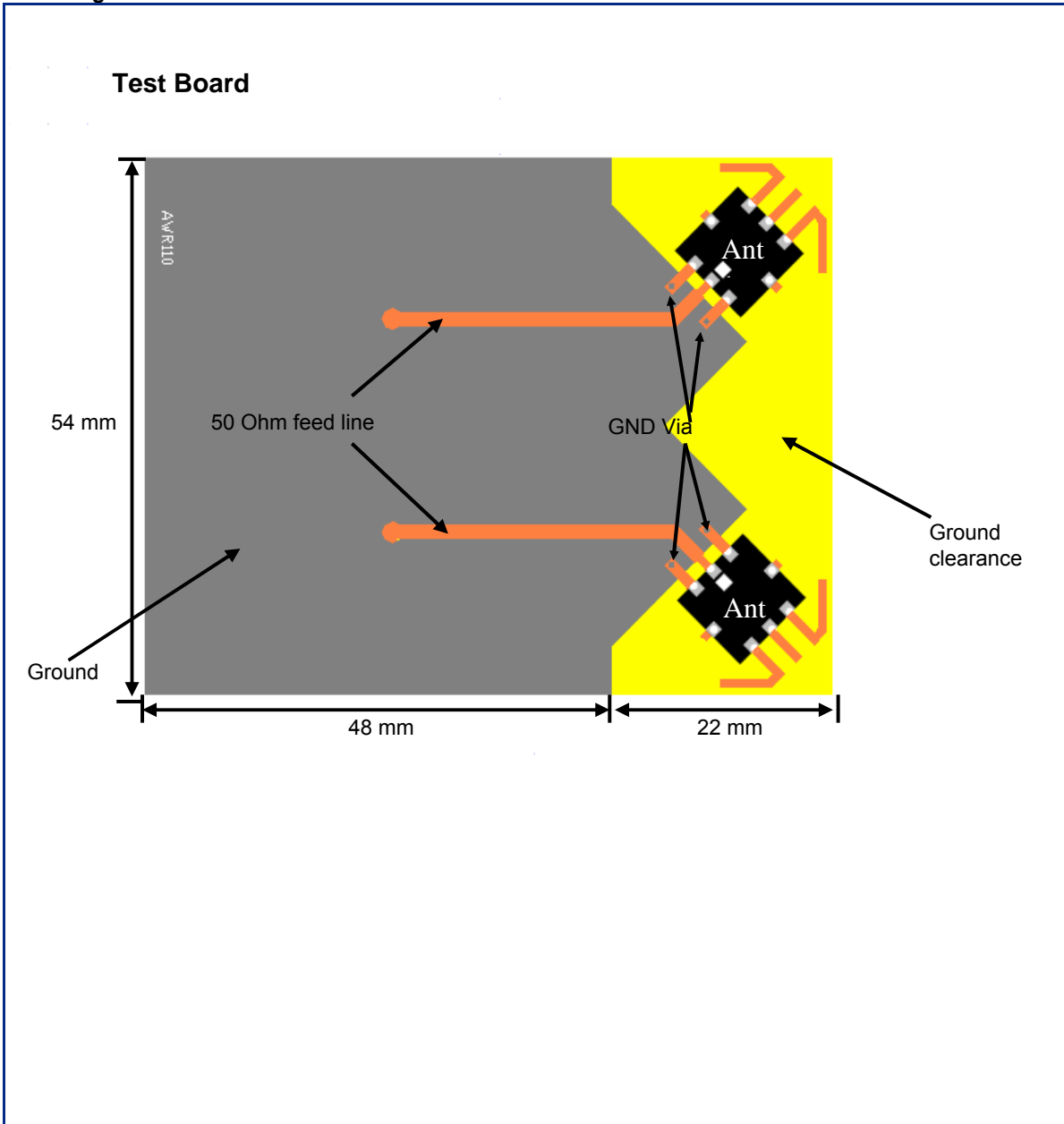
(Tri-Band) WiMax Antenna

P/N 2500AT52M3555

Detail Specification: 08/11/06

Page 2 of 9

## Mounting Considerations



Johanson Technology, Inc. reserves the right to make design changes without notice.  
All sales are subject to Johanson Technology, Inc. terms and conditions.



[www.johansontechnology.com](http://www.johansontechnology.com)  
4001 Calle Tecate • Camarillo, CA 93012 • TEL 805.389.1166 FAX 805.389.1821

2003 Johanson Technology, Inc. All Rights Reserved

# High Frequency Ceramic Solutions

(Tri-Band) WiMax Antenna

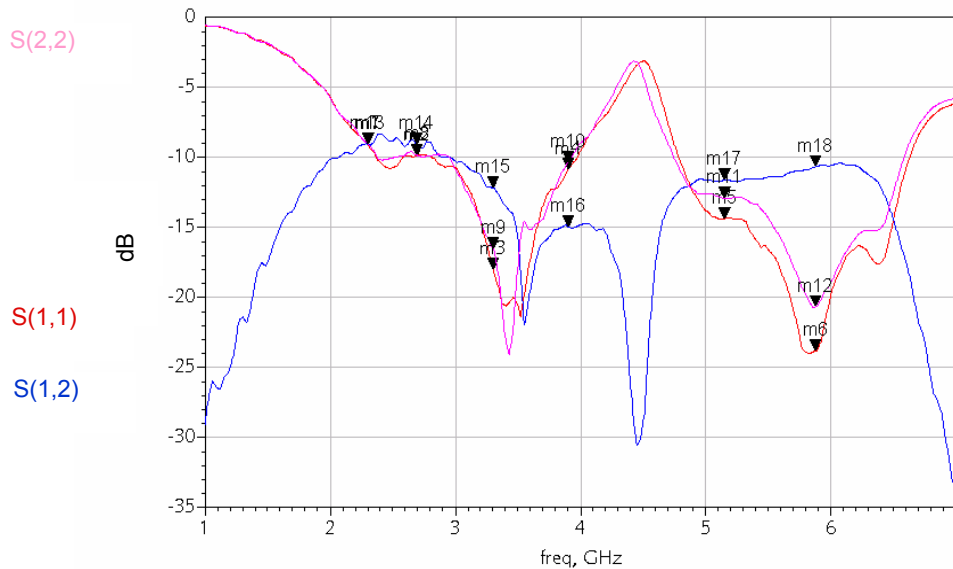
P/N 2500AT52M3555

Detail Specification: 08/11/06

Page 3 of 9

## Mounting Considerations

### Return Loss & Isolation (Without Matching Circuits)



Ant1 return loss \_ S(1,1)  
 Ant2 return loss \_ S(2,2)  
 Ant1 & Ant2 isolation \_ S(1,2)

m1  
 freq=2.300GHz  
 dB(S(1,1))=-9.072

m7  
 freq=2.300GHz  
 dB(S(2,2))=-9.065

m13  
 freq=2.300GHz  
 dB(S(1,2))=-9.068

m2  
 freq=2.690GHz  
 dB(S(1,1))=-9.901

m8  
 freq=2.690GHz  
 dB(S(2,2))=-9.849

m14  
 freq=2.690GHz  
 dB(S(1,2))=-9.085

m3  
 freq=3.300GHz  
 dB(S(1,1))=-18.019

m9  
 freq=3.300GHz  
 dB(S(2,2))=-16.521

m15  
 freq=3.300GHz  
 dB(S(1,2))=-12.188

m4  
 freq=3.900GHz  
 dB(S(1,1))=-10.890

m10  
 freq=3.900GHz  
 dB(S(2,2))=-10.368

m16  
 freq=3.900GHz  
 dB(S(1,2))=-14.939

m5  
 freq=5.150GHz  
 dB(S(1,1))=-14.393

m11  
 freq=5.150GHz  
 dB(S(2,2))=-12.929

m17  
 freq=5.150GHz  
 dB(S(1,2))=-11.630

m6  
 freq=5.875GHz  
 dB(S(1,1))=-23.835

m12  
 freq=5.875GHz  
 dB(S(2,2))=-20.665

m18  
 freq=5.875GHz  
 dB(S(1,2))=-10.668

Johanson Technology, Inc. reserves the right to make design changes without notice.  
 All sales are subject to Johanson Technology, Inc. terms and conditions.



[www.johansontechnology.com](http://www.johansontechnology.com)

4001 Calle Tecate • Camarillo, CA 93012 • TEL 805.389.1166 FAX 805.389.1821

2003 Johanson Technology, Inc. All Rights Reserved

# High Frequency Ceramic Solutions

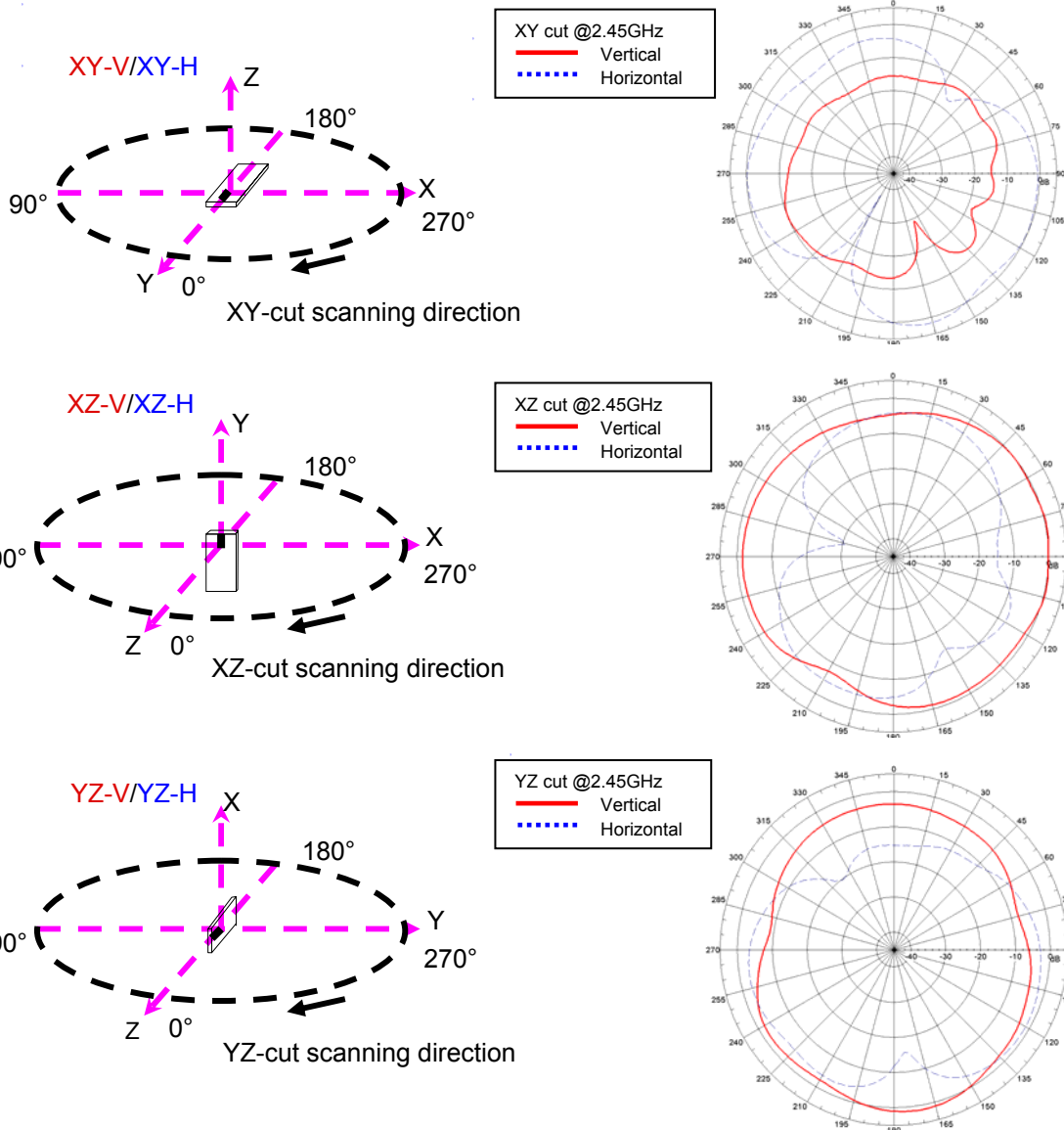
(Tri-Band) WiMax Antenna

P/N 2500AT52M3555

Detail Specification: 08/11/06

Page 4 of 9

## Ant1 Radiation Patterns



Johanson Technology, Inc. reserves the right to make design changes without notice.  
 All sales are subject to Johanson Technology, Inc. terms and conditions.



[www.johansontechnology.com](http://www.johansontechnology.com)

4001 Calle Tecate • Camarillo, CA 93012 • TEL 805.389.1166 FAX 805.389.1821

2003 Johanson Technology, Inc. All Rights Reserved

# High Frequency Ceramic Solutions

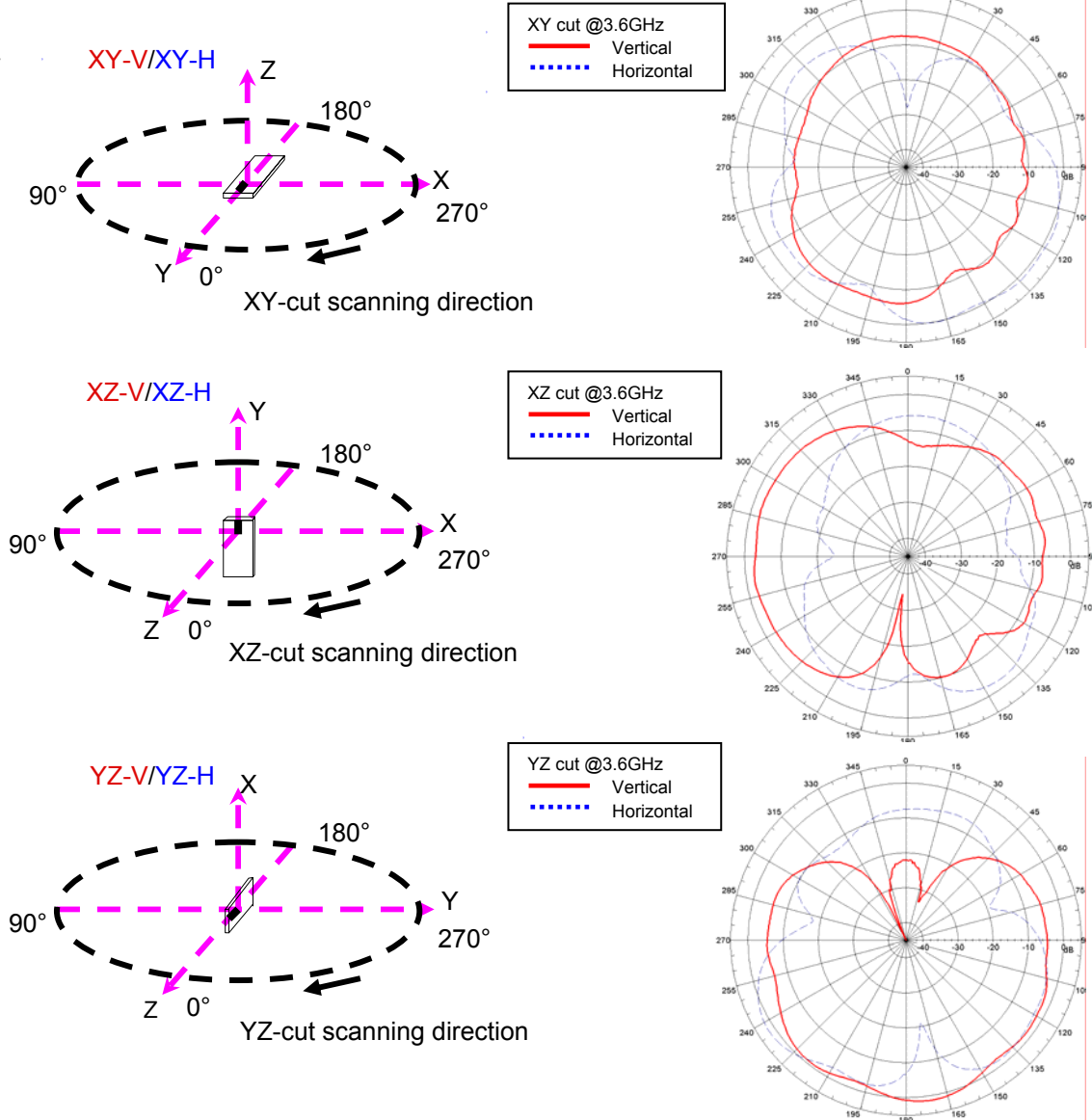
(Tri-Band) WiMax Antenna

P/N 2500AT52M3555

Detail Specification: 08/11/06

Page 5 of 9

## Ant1 Radiation Patterns



Johanson Technology, Inc. reserves the right to make design changes without notice.  
 All sales are subject to Johanson Technology, Inc. terms and conditions.



[www.johansontechnology.com](http://www.johansontechnology.com)

4001 Calle Tecate • Camarillo, CA 93012 • TEL 805.389.1166 FAX 805.389.1821

2003 Johanson Technology, Inc. All Rights Reserved

# High Frequency Ceramic Solutions

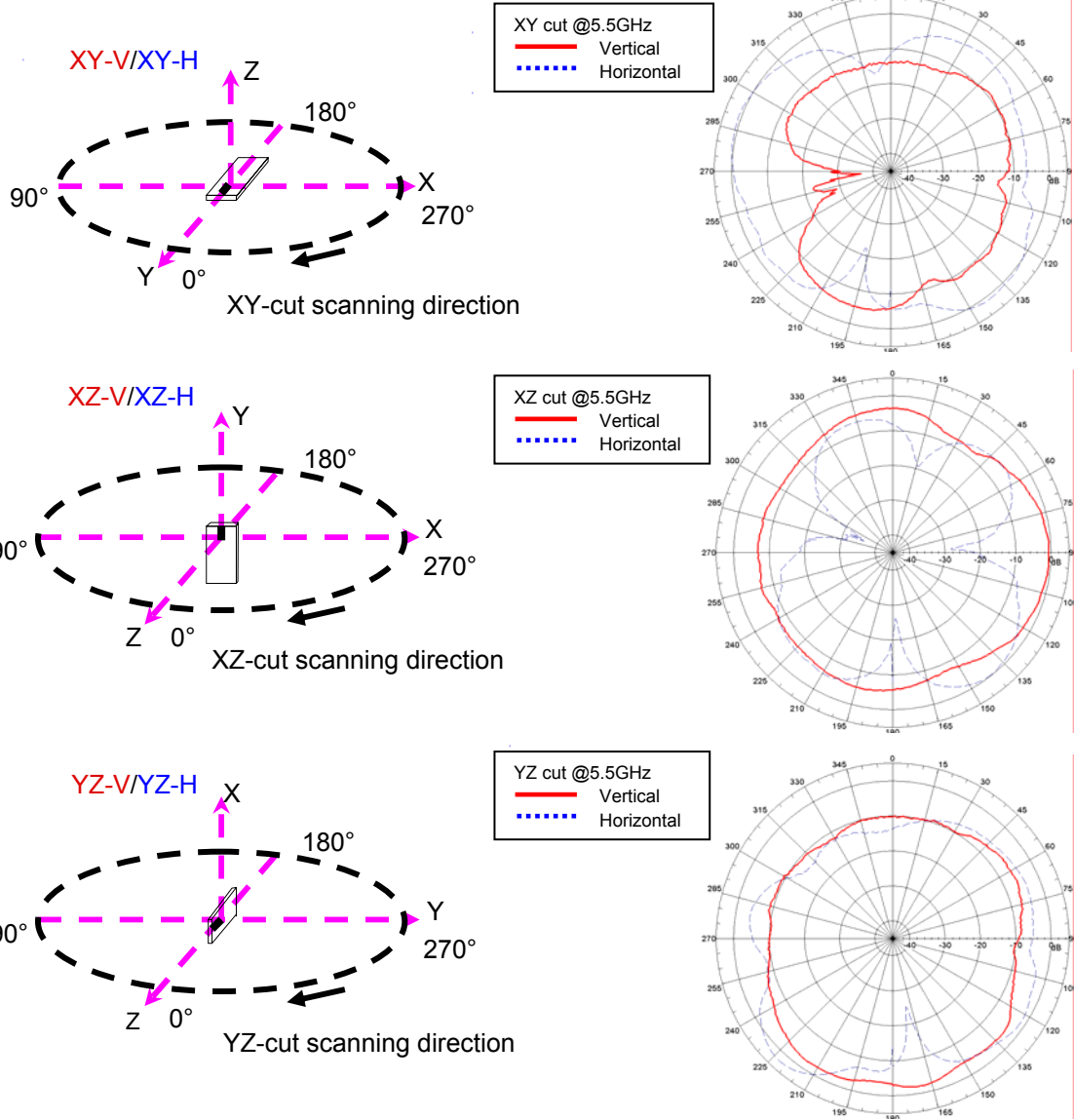
(Tri-Band) WiMax Antenna

P/N 2500AT52M3555

Detail Specification: 08/11/06

Page 6 of 9

## Ant1 Radiation Patterns



Johanson Technology, Inc. reserves the right to make design changes without notice.  
 All sales are subject to Johanson Technology, Inc. terms and conditions.



[www.johansontechnology.com](http://www.johansontechnology.com)

4001 Calle Tecate • Camarillo, CA 93012 • TEL 805.389.1166 FAX 805.389.1821

2003 Johanson Technology, Inc. All Rights Reserved

# High Frequency Ceramic Solutions

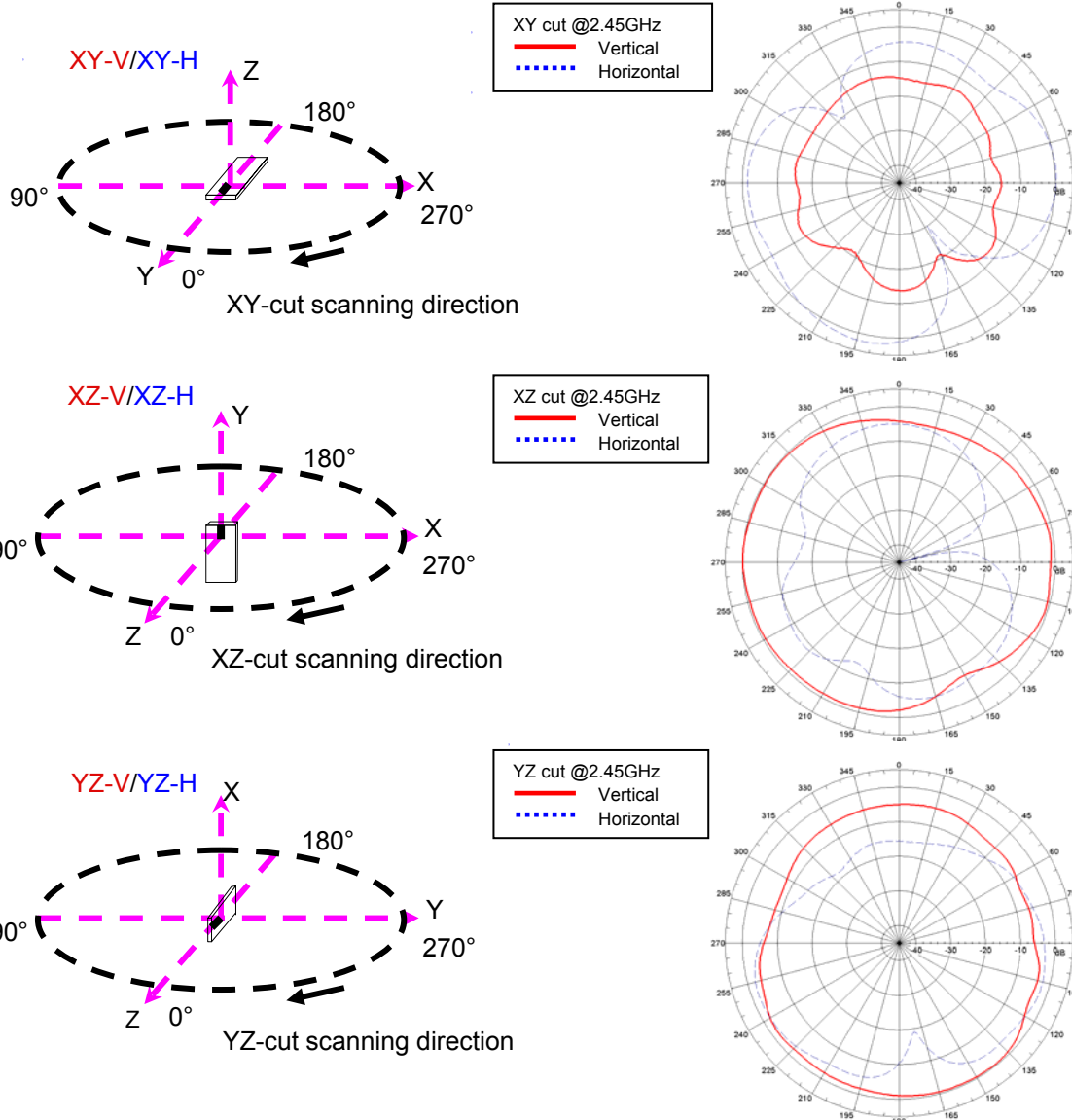
(Tri-Band) WiMax Antenna

P/N 2500AT52M3555

Detail Specification: 08/11/06

Page 7 of 9

## Ant2 Radiation Patterns



Johanson Technology, Inc. reserves the right to make design changes without notice.  
 All sales are subject to Johanson Technology, Inc. terms and conditions.



[www.johansontechnology.com](http://www.johansontechnology.com)

4001 Calle Tecate • Camarillo, CA 93012 • TEL 805.389.1166 FAX 805.389.1821

2003 Johanson Technology, Inc. All Rights Reserved

# High Frequency Ceramic Solutions

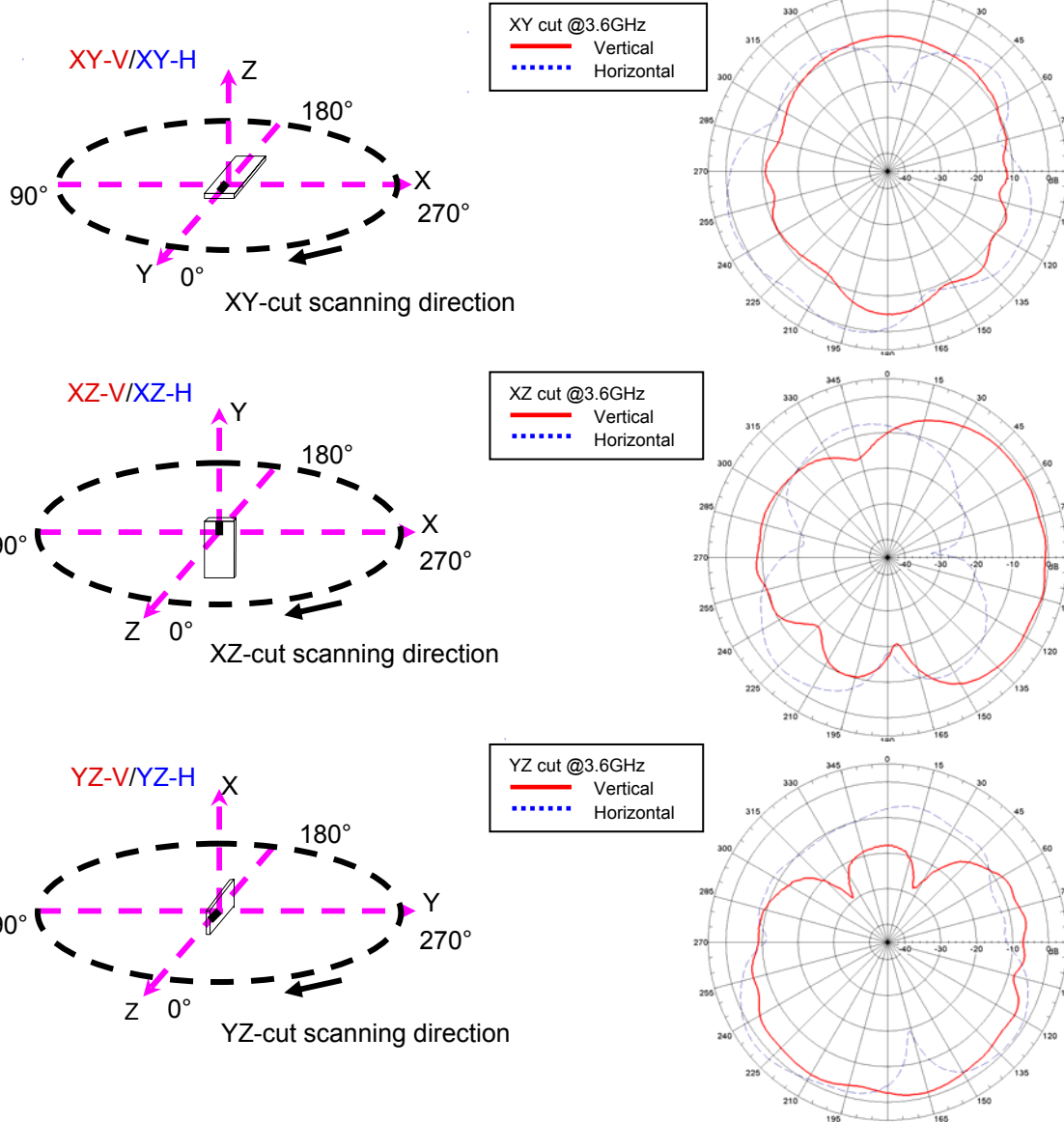
(Tri-Band) WiMax Antenna

P/N 2500AT52M3555

Detail Specification: 08/11/06

Page 8 of 9

## Ant2 Radiation Patterns



Johanson Technology, Inc. reserves the right to make design changes without notice.  
 All sales are subject to Johanson Technology, Inc. terms and conditions.



[www.johansontechnology.com](http://www.johansontechnology.com)

4001 Calle Tecate • Camarillo, CA 93012 • TEL 805.389.1166 FAX 805.389.1821

2003 Johanson Technology, Inc. All Rights Reserved



# High Frequency Ceramic Solutions

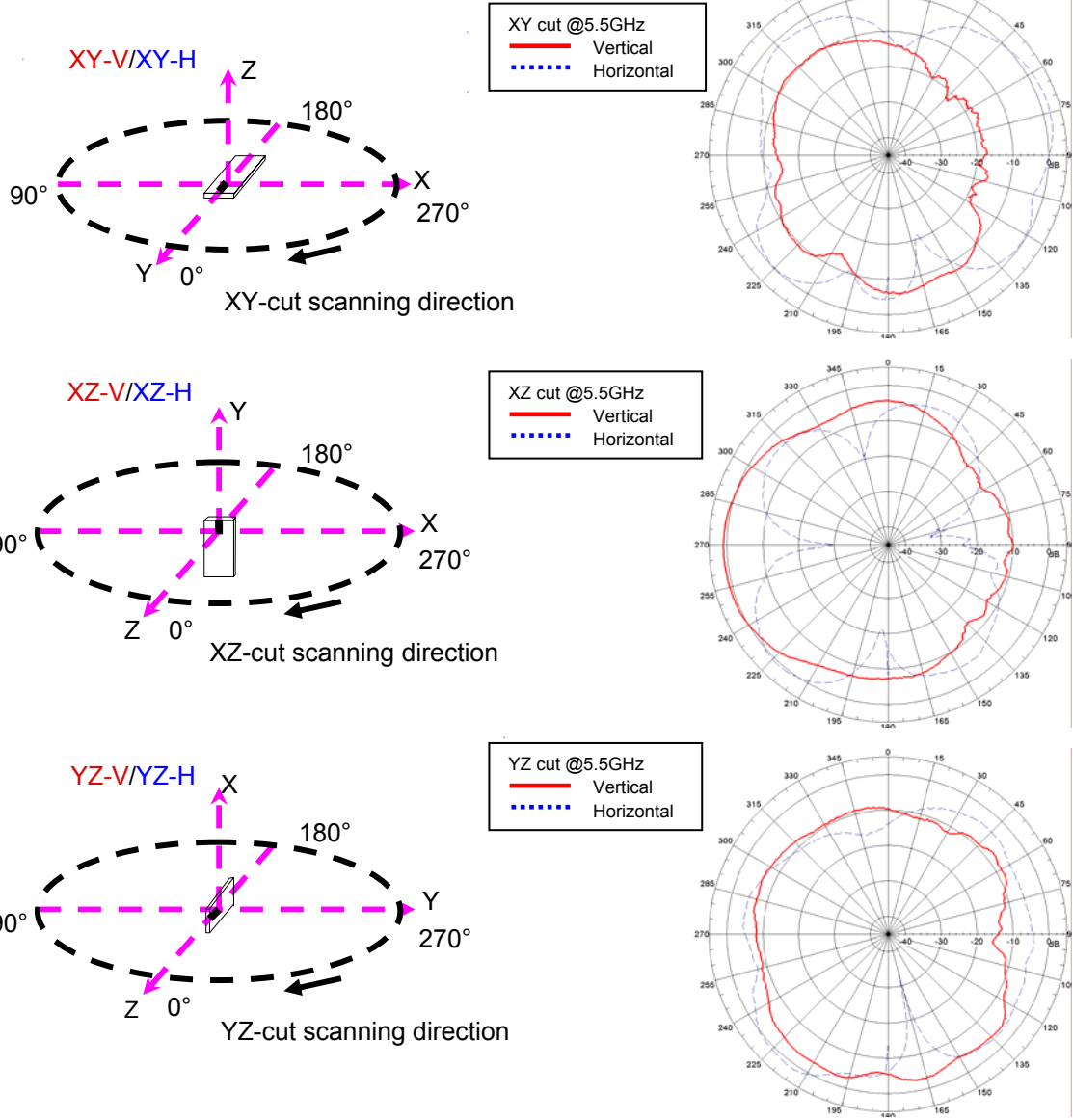
(Tri-Band) WiMax Antenna

P/N 2500AT52M3555

Detail Specification: 08/11/06

Page 9 of 9

## Ant2 Radiation Patterns



Johanson Technology, Inc. reserves the right to make design changes without notice.  
 All sales are subject to Johanson Technology, Inc. terms and conditions.



[www.johansontechnology.com](http://www.johansontechnology.com)

4001 Calle Tecate • Camarillo, CA 93012 • TEL 805.389.1166 FAX 805.389.1821

2003 Johanson Technology, Inc. All Rights Reserved

Компания «Life Electronics» занимается поставками электронных компонентов импортного и отечественного производства от производителей и со складов крупных дистрибьюторов Европы, Америки и Азии.

С конца 2013 года компания активно расширяет линейку поставок компонентов по направлению коаксиальный кабель, кварцевые генераторы и конденсаторы (керамические, пленочные, электролитические), за счёт заключения дистрибьюторских договоров

Мы предлагаем:

- Конкурентоспособные цены и скидки постоянным клиентам.
- Специальные условия для постоянных клиентов.
- Подбор аналогов.
- Поставку компонентов в любых объемах, удовлетворяющих вашим потребностям.
- Приемлемые сроки поставки, возможна ускоренная поставка.
- Доставку товара в любую точку России и стран СНГ.
- Комплексную поставку.
- Работу по проектам и поставку образцов.
- Формирование склада под заказчика.
- Сертификаты соответствия на поставляемую продукцию (по желанию клиента).
- Тестирование поставляемой продукции.
- Поставку компонентов, требующих военную и космическую приемку.
- Входной контроль качества.
- Наличие сертификата ISO.

В составе нашей компании организован Конструкторский отдел, призванный помогать разработчикам, и инженерам.

Конструкторский отдел помогает осуществить:

- Регистрацию проекта у производителя компонентов.
- Техническую поддержку проекта.
- Защиту от снятия компонента с производства.
- Оценку стоимости проекта по компонентам.
- Изготовление тестовой платы монтаж и пусконаладочные работы.



Тел: +7 (812) 336 43 04 (многоканальный)

Email: [org@lifeelectronics.ru](mailto:org@lifeelectronics.ru)