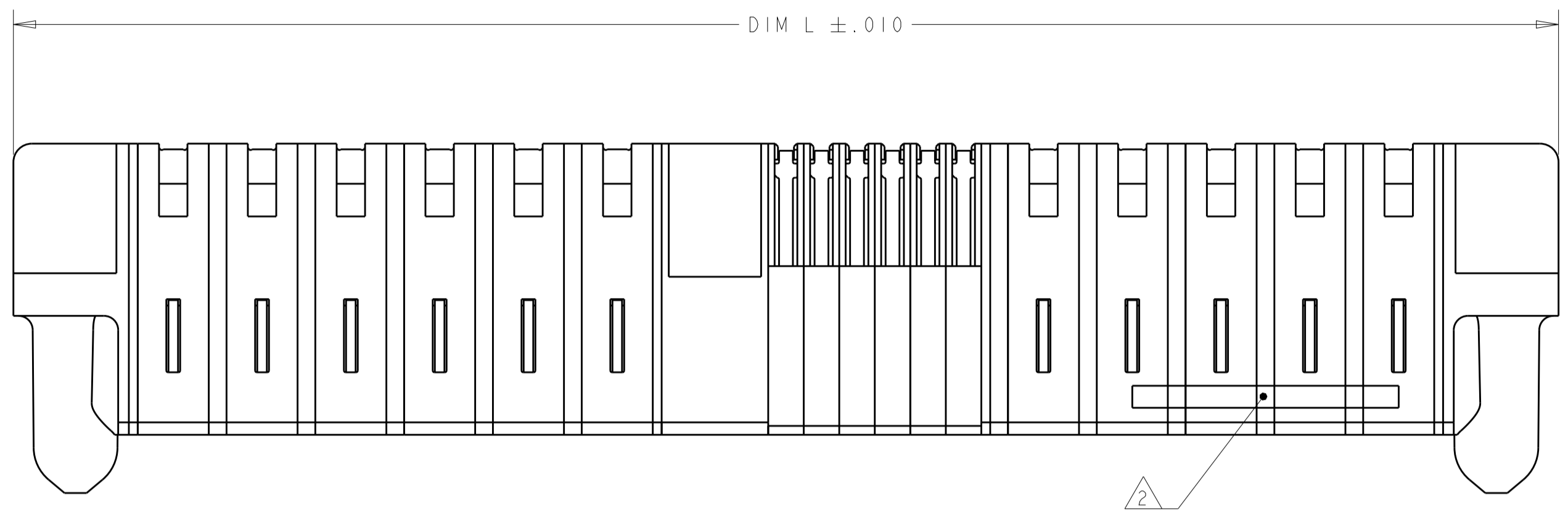
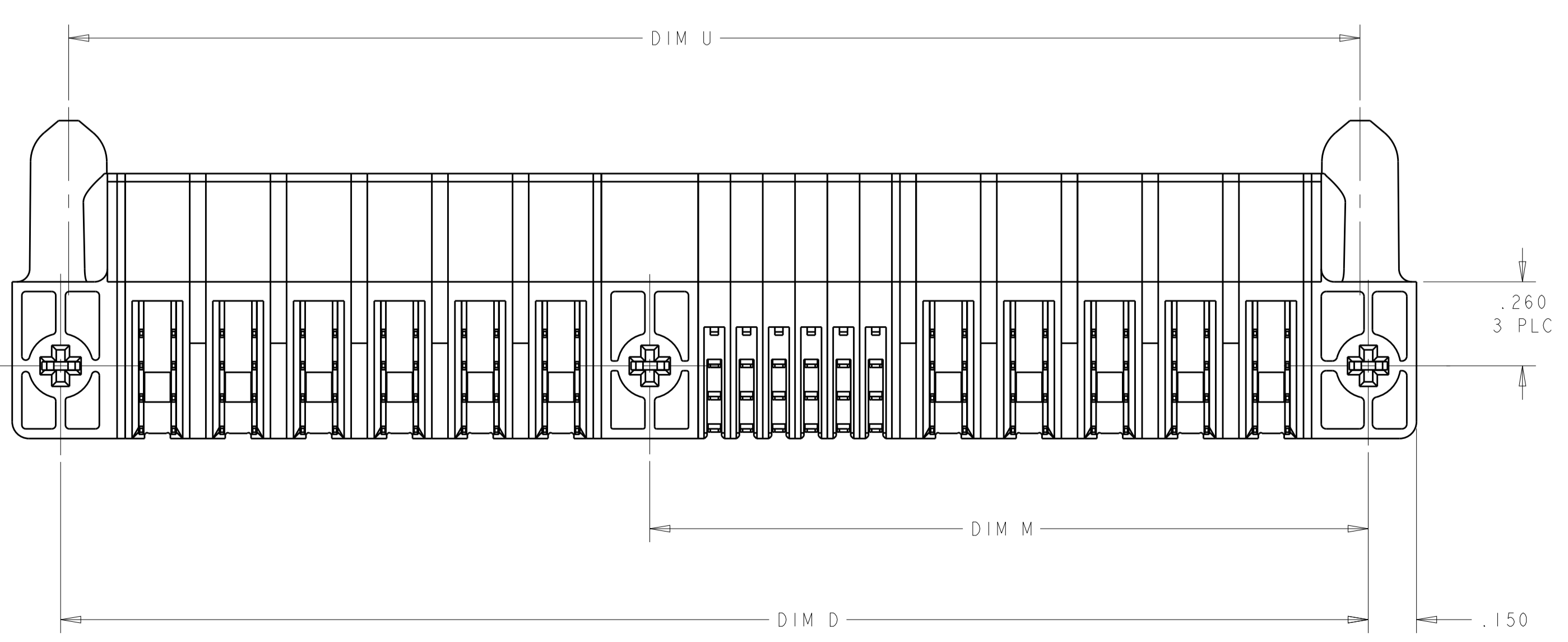
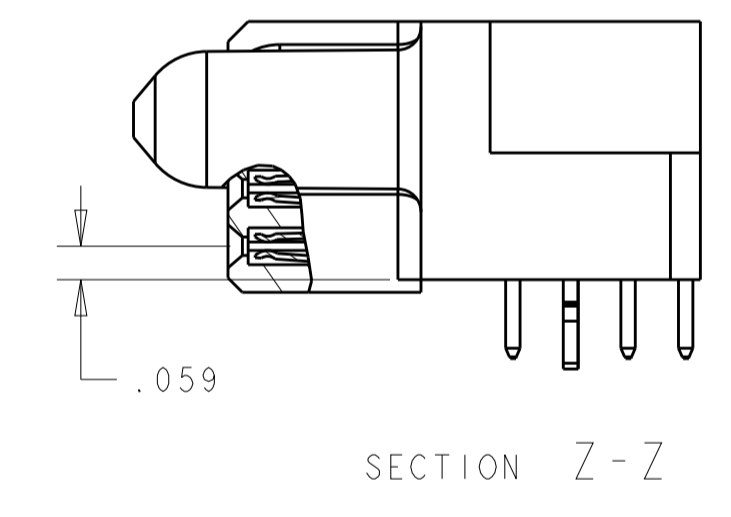
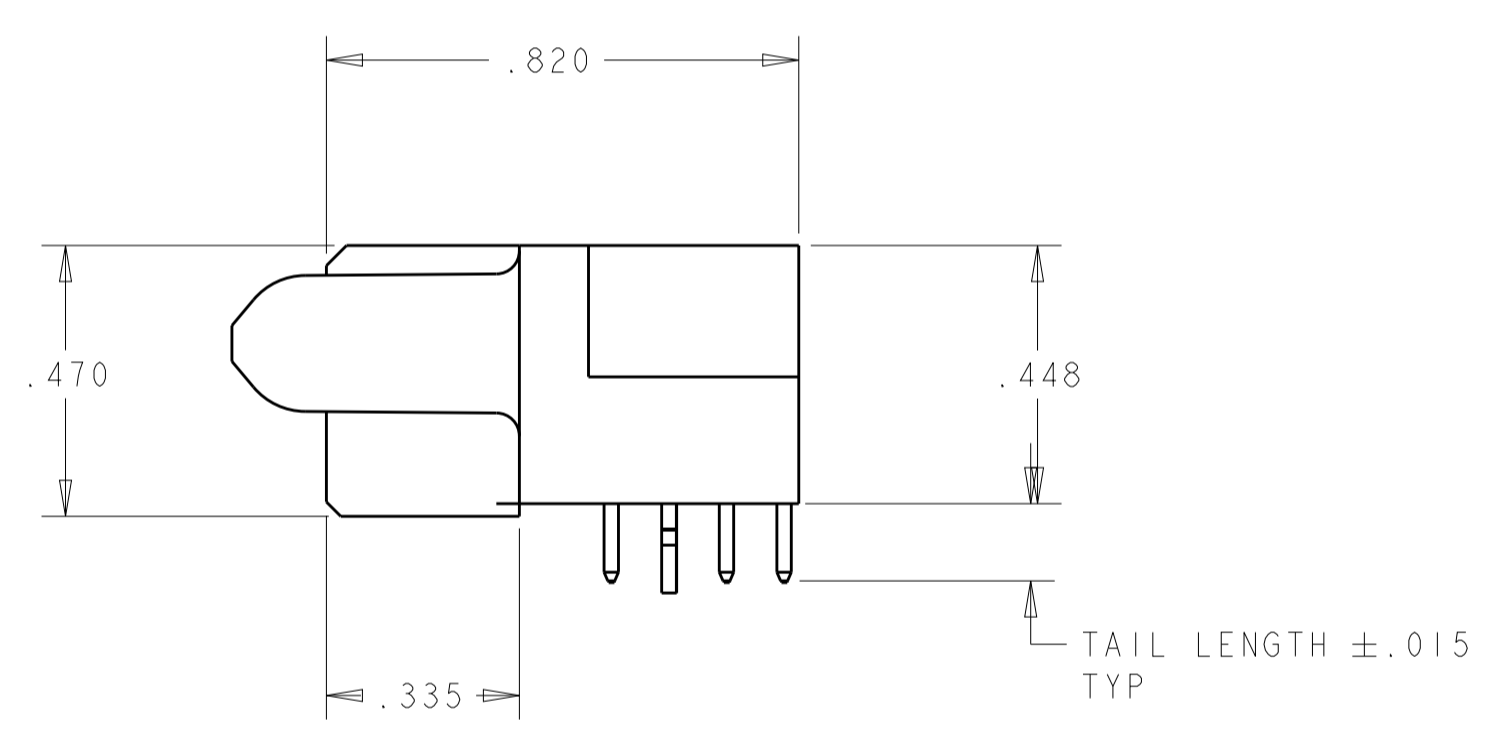
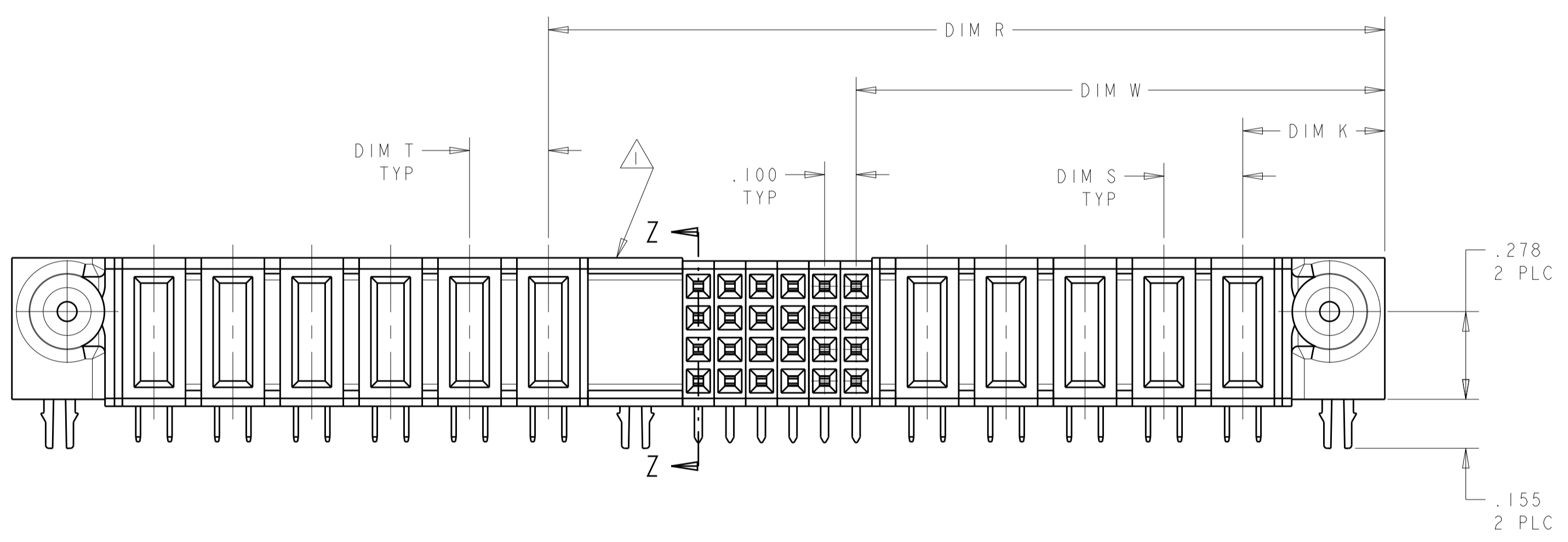


LOC	DIST	REVISIONS					
		P	LTN	DESCRIPTION	DATE	DWN	APVD
GP	00	G		REV PER ECO-15-000526	19JAN2015	LAW	CZ



- 1 OPTIONAL CENTER MODULE, WITH Ø.150 THRU HOLE OR HOLD DOWN FEATURE.
- 2 "AMP", PART NUMBER, AND DATE CODE TO BE MARKED IN AREA SHOWN.
- 3 MATERIAL: HOUSING - GLASS FILLED HIGH TEMP THERMO PLASTIC, BLACK, UL94 V-0  
 SIGNAL CONTACT - HIGH CONDUCTIVITY COPPER ALLOY  
 POWER CONTACT - HIGH CONDUCTIVITY COPPER ALLOY
- 4 CONTACT PLATING: NOBLE PLATING ON CONTACT FUNCTIONAL AREA OF POWER AND SIGNAL CONTACTS
- 5 MECHANICAL CONNECTOR KEEP OUT ZONE.
- 6 DATUM AND BASIC DIMENSIONS ESTABLISHED BY CUSTOMER.
- 7 PCB- ALL HOLE DIAMETERS ARE FINISHED DIMENSIONS.
- 8 PCB- Ø.0453 +/- .0010 DRILLED HOLES PLATED WITH .0003 MIN Sn OVER .001-.003 CU PLATING TO ACHIEVE A Ø.040±.003 HOLE.



THIS DRAWING IS A CONTROLLED DOCUMENT.		OWN R. GRZYBOWSKI	ZIFEB05	TE Connectivity
DIMENSIONS: INCHES		CHK M. PERCHERKE	ZIFEB05	
TOLERANCES UNLESS OTHERWISE SPECIFIED:		APVD M. PERCHERKE	ZIFEB05	NAME RIGHT ANGLE RECEPTACLE ASSEMBLY WITH GUIDES MULTI-BEAM XL
0 PLC ±		PRODUCT SPEC		SIZE 108-1973
1 PLC ±.01		APPLICATION SPEC		SIZE 114-13038
2 PLC ±.005		WEIGHT		SIZE A100779
3 PLC ±.002		Customer Drawing		SCALE 3:1
ANGLES ±.2°				SHEET 1 OF 16
MATERIAL		FINISH		REV G1

THIS DRAWING IS UNPUBLISHED. RELEASED FOR PUBLICATION 20  
 © COPYRIGHT 20 BY - ALL RIGHTS RESERVED.

LOC	DIST	REVISIONS					
		P	LTN	DESCRIPTION	DATE	DWN	APVD
GP	00	-	-	SEE SHEET 1	-	-	-

.700	-	-	-	.375	.750	-	1.050	-	16S	4-6450160-9
2.700	-	.200	2.600	1.425	2.750	-	3.050	.450	5P + 44S + 1P	4-6450160-8
4.000	-	-	-	.375	4.050	-	4.350	-	148S	4-6450160-6
2.000	.250	.250	1.650	.925	2.050	-	2.350	.450	2P + 24S + 2P	4-6450160-5
2.800	-	-	-	0.375	2.850	-	3.150	-	100S	4-6450160-4
1.100	-	-	1.000	.625	1.150	-	1.450	.450	1P + 12S + 1P	4-6450160-1
2.400	.250	.250	1.550	.875	2.450	-	2.750	.450	2P + 24S + 4P	4-6450160-0
4.700	.250	.250	2.850	2.375	4.750	-	5.050	.450	8P + 16S + 8P	3-6450160-9
5.400	.300	.300	2.875	2.175	5.450	-	5.750	.475	6P + 24S + 9P	3-6450160-8
2.900	.250	.250	2.050	1.375	2.950	-	3.250	.450	4P + 24S + 4P	3-6450160-7
3.900	.250	.250	2.550	1.875	3.950	-	4.250	.450	6P + 24S + 6P	3-6450160-6
3.800	.250	.250	3.450	.875	3.850	-	4.150	.450	2P + 100S + 2P	3-6450160-4
3.700	.300	.200	2.700	2.025	3.750	-	4.050	.450	8P+24S+4ACP	3-6450160-3
2.800	.300	.250	2.075	1.375	2.850	-	3.150	.450	4P + 24S + 3ACP	3-6450160-2
1.700	.250	.250	1.350	.875	1.750	-	2.050	.450	2P + 16S + 2P	3-6450160-1
4.375	.300	.250	3.375	2.375	4.450	2.950	4.725	.450	8P+24S+1M+4ACP	3-6450160-0
4.100	.250	.300	2.250	1.575	4.150	-	4.450	.475	4ACP + 24S + 8P	2-6450160-9
2.000	.250	.300	1.650	1.325	2.050	-	2.350	.475	3ACP + 8S + 2P	2-6450160-7
2.600	.200	.200	1.900	1.225	2.650	-	2.950	.450	4HDP + 24S + 4HDP	2-6450160-6
2.000	.250	.250	1.650	.925	2.050	-	2.350	.450	2P + 24S + 2P	2-6450160-5
4.000	.250	.250	2.650	1.675	4.050	2.225	4.350	.450	5P + 24S + 1M + 6P	2-6450160-0
3.300	.250	.250	2.450	1.875	3.350	-	3.650	.450	6P + 20S + 4P	1-6450160-9
4.675	.300	.250	3.950	3.375	4.725	-	5.025	.450	12P + 20S + 3ACP	1-6450160-8
3.250	.250	.250	2.900	1.125	3.300	-	3.600	.450	3P + 68S + 2P	1-6450160-3
.900	-	-	-	.375	.950	-	1.250	-	0P + 24S + 0P	1-6450160-2
1.900	-	-	.975	.625	1.950	-	2.250	.450	1P + 12S + 5P	1-6450160-1
1.900	.250	.250	1.550	.875	1.950	-	2.250	.450	2P + 24S + 2P	1-6450160-0
3.300	.250	.250	2.450	1.875	3.350	-	3.650	.450	6P + 20S + 4P	6450160-9
2.400	.250	.250	1.800	1.125	2.450	-	2.750	.450	3P + 24S + 3P	6450160-8
3.050	.250	.300	1.950	1.275	3.100	-	3.400	.475	3ACP + 24S + 5P	6450160-7
7.400	.250	.250	5.050	2.875	7.450	-	7.750	.450	10P + 84S + 10P	6450160-6
4.000	.250	.250	2.650	1.675	4.050	2.225	4.350	.450	5P + 24S + 1M + 6P	6450160-5
4.000	.250	.250	2.650	1.675	4.050	2.225	4.350	.450	5P + 24S + 1M + 6P	6450160-4
1.575	-	-	1.425	.700	1.625	-	1.925	.475	1P + 24S + 1P	6450160-3
1.575	-	-	1.425	.700	1.625	-	1.925	.475	1P + 24S + 1P	6450160-2
5.100	.250	.250	3.250	2.375	5.150	-	5.450	.450	8P + 32S + 8P	6450160-1
U	T	S	R	W	D	M	L	K	DESCRIPTION	PART NUMBER

(E6) PART IS IN SHEET 15

THIS DRAWING IS A CONTROLLED DOCUMENT.

DIMENSIONS: INCHES

TOLERANCES UNLESS OTHERWISE SPECIFIED:

0 PLC	±
1 PLC	±.01
3 PLC	±.005
4 PLC	±.002
ANGLES	±.02°
FINISH	AS

MATERIAL: Customer Drawing

APPROVED: M. PERCHERKE

DATE: 108-1973

APPLICATION SPEC: 114-13038

WEIGHT: -

SCALE: 3:1

SHEET 2 OF 16

REV G

TE Connectivity

RIGHT ANGLE RECEPTACLE ASSEMBLY WITH GUIDES MULTI-BEAM XL

SIZE: A100779

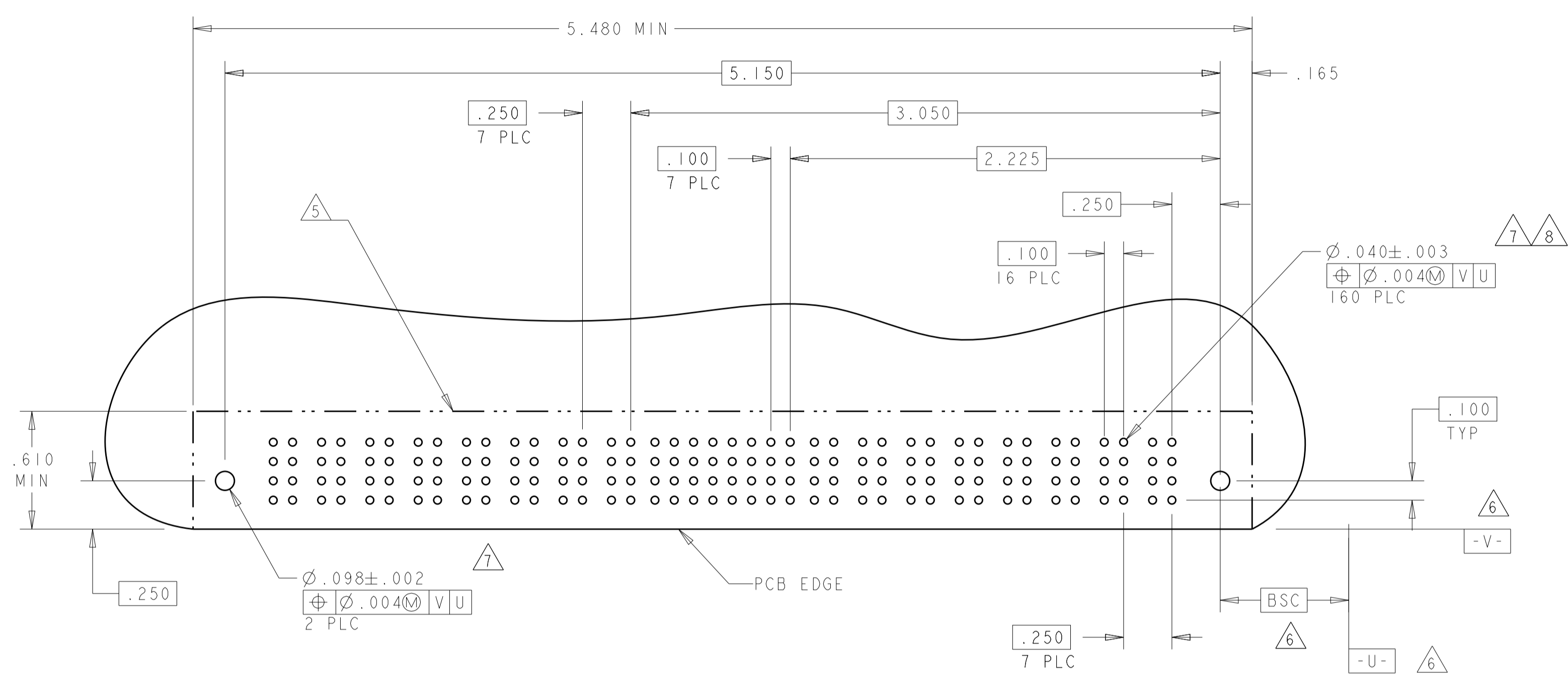
CAGE CODE: 6450160

DRAWING NO: 6450160-9

RESTRICTED TO: -

LOC		DIST		REVISONS			
GP	00	P	LTN	DESCRIPTION	DATE	DWN	APVD
				SEE SHEET 1			

PART NUMBER	ROWS	POWER								SIGNAL								POWER							
		P16	P15	P14	P13	P12	P11	P10	P9	8	7	6	5	4	3	2	1	P8	P7	P6	P5	P4	P3	P2	P1
6450160-1	D C B A	RA	RA	RA	RA	RA	RA	RA	RA	H	H	H	H	H	H	H	H	RA	RA	RA	RA	RA	RA	RA	RA
		9' + 36S + 8P																							

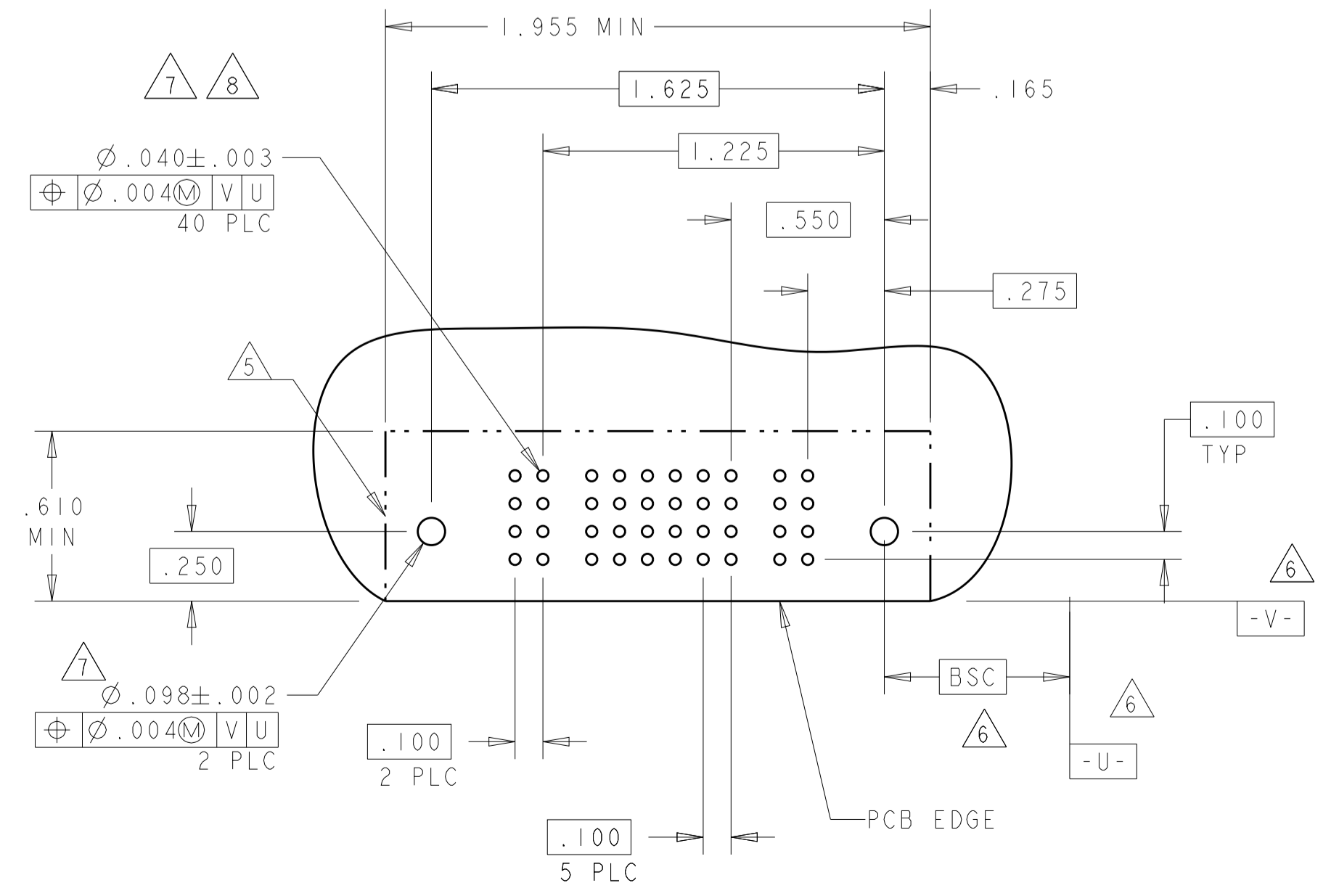
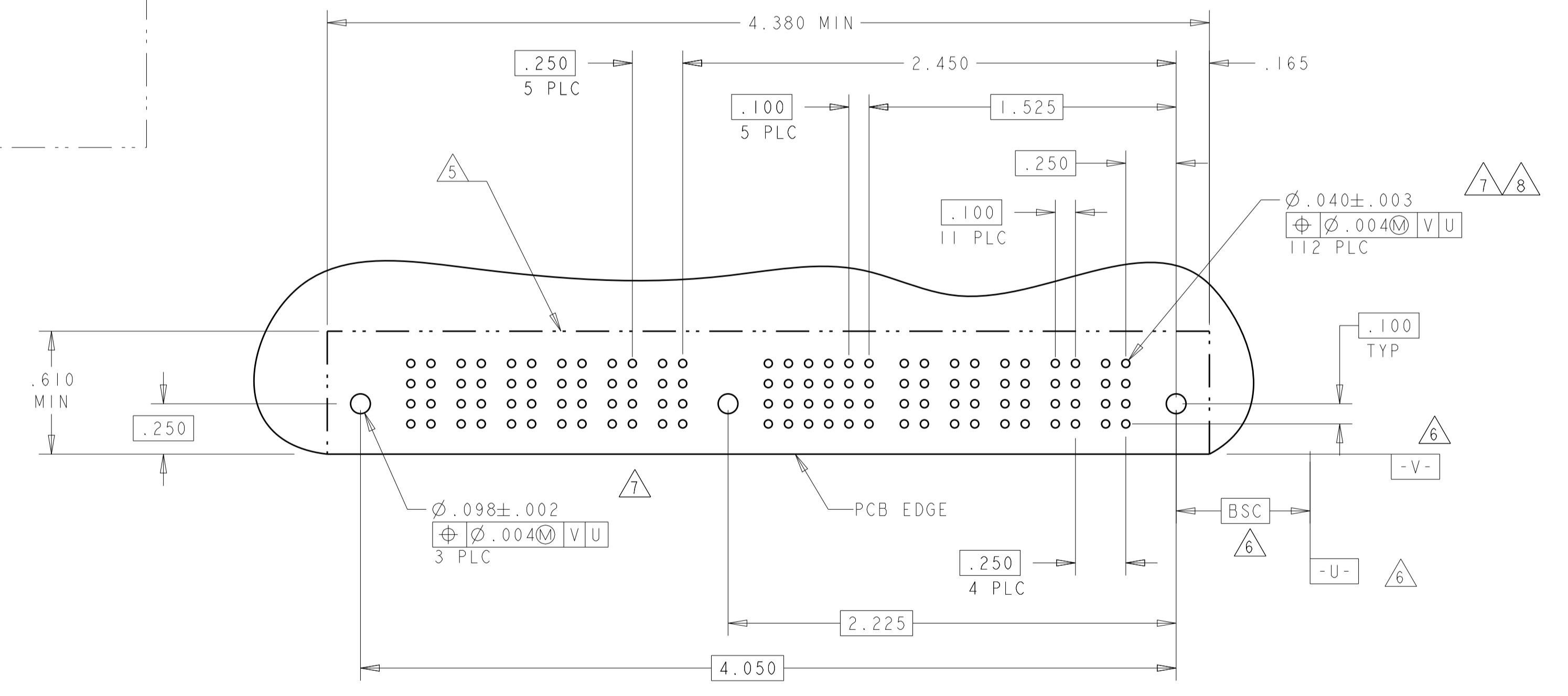


PART NUMBER	ROWS	POWER						SIGNAL						POWER											
		P11	P10	P9	P8	P7	P6	M1	6	5	4	3	2	1	P5	P4	P3	P2	P1						
6450160-4	D C B A	RB	RB	RB	RB	RB	RB	L	L	L	L	L	L	L	L	RB	RB	RB	RB	RB					
		5P + 24S + 1M + 6P																							

PART NUMBER	ROWS	POWER						SIGNAL						POWER											
		P11	P10	P9	P8	P7	P6	M1	6	5	4	3	2	1	P5	P4	P3	P2	P1						
6450160-5	D C B A	RA	RA	RA	RA	RA	RA	H	H	H	H	H	H	H	RA	RA	RA	RA	RA						
		5P + 24S + 1M + 6P																							

PART NUMBER	ROWS	POWER					SIGNAL					POWER													
		P2	6	5	4	3	2	1	P1	L <td>K</td> <td>K</td> <td>K</td> <td>K</td> <td>K</td> <th>RB<td>RB</td><td>RB</td><td>RB</td><td>RB</td> </th>	K	K	K	K	K	RB <td>RB</td> <td>RB</td> <td>RB</td> <td>RB</td>	RB	RB	RB	RB					
6450160-2	D C B A	IP + 24S + IP																							

PART NUMBER	ROWS	POWER					SIGNAL					POWER													
		P2	6	5	4	3	2	1	P1	H <td>H</td> <td>H</td> <td>H</td> <td>H</td> <td>H</td> <th>RA<td>RA</td><td>RA</td><td>RA</td><td>RA</td> </th>	H	H	H	H	H	RA <td>RA</td> <td>RA</td> <td>RA</td> <td>RA</td>	RA	RA	RA	RA					
6450160-3	D C B A	IP + 24S + IP																							



CODE	TAIL LENGTH	DESCRIPTION
RN	.090	STD
RM	.135	STD
RA	.135	MFBL
RB	.090	MFBL

POWER CONTACT

CODE	TAIL LENGTH	ROW
L	.090	D
K	.090	C
J	.090	B
I	.090	A
H	.135	D
G	.135	C
F	.135	B
E	.135	A

SIGNAL CONTACT

THIS DRAWING IS A CONTROLLED DOCUMENT.

DIMENSIONS: INCHES

TOLERANCES UNLESS OTHERWISE SPECIFIED:  
 0 PLC ±.  
 1 PLC ±.01  
 2 PLC ±.01  
 3 PLC ±.005  
 4 PLC ±.002  
 ANGLES ±.2°

MATERIAL FINISH

OWN: R. GRZYBOWSKI 21FEB05  
 CHK: M. PERCHERKE 21FEB05  
 APVD: M. PERCHERKE 21FEB05

PRODUCT SPEC: 108-1973  
 APPLICATION SPEC: 114-13038  
 WEIGHT: -

Customer Drawing

SCALE: 4:1 SHEET 3 OF 16 REV: G

STE TE Connectivity

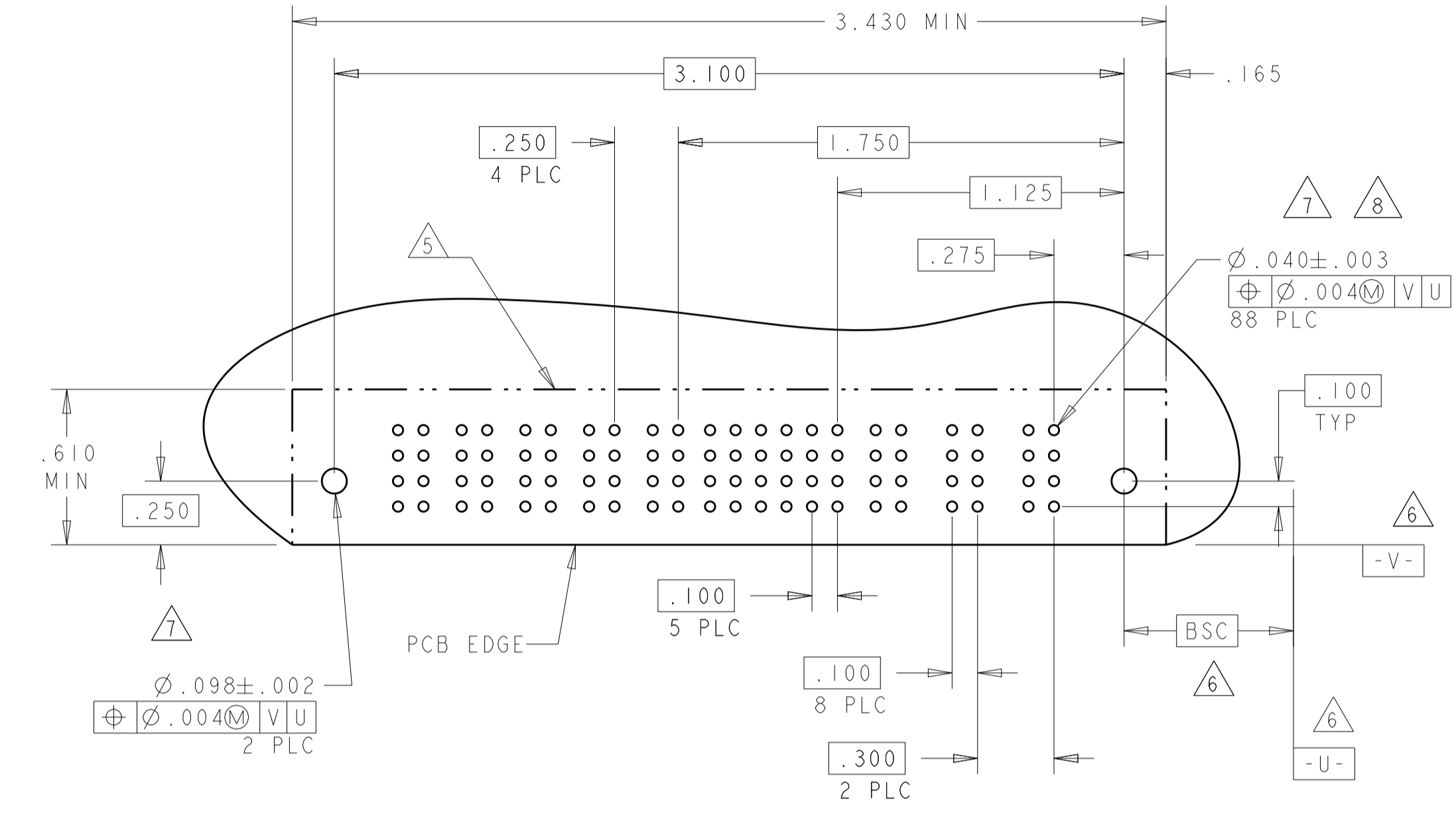
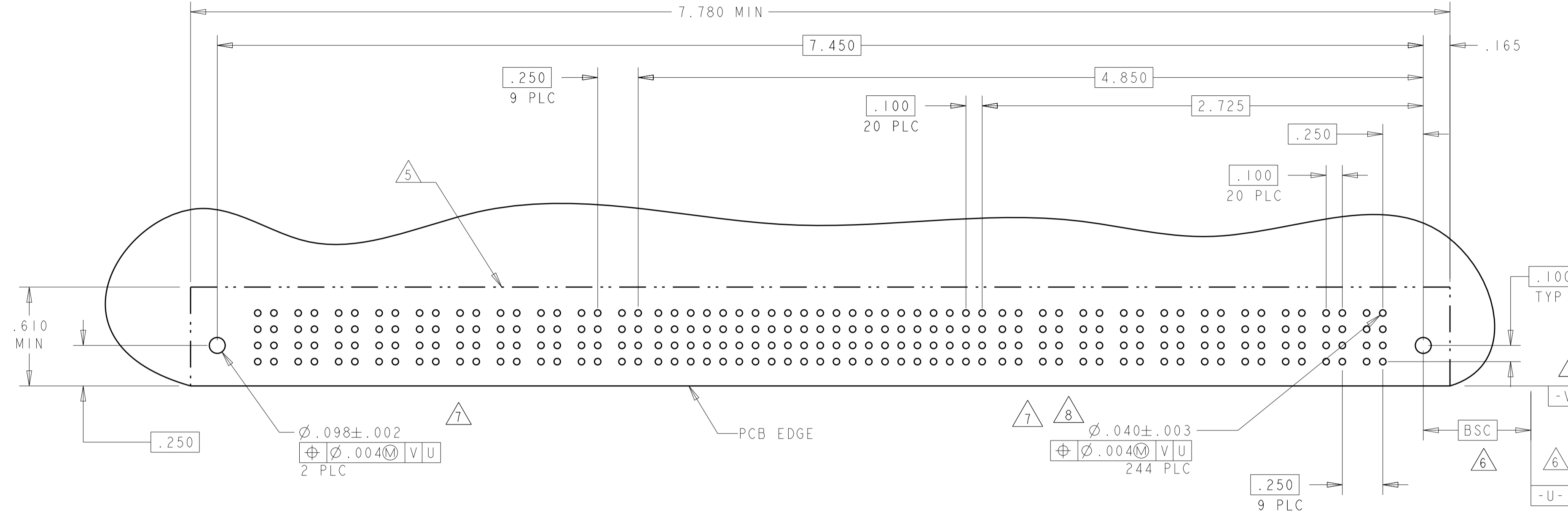
RIGHT ANGLE RECEPTACLE ASSEMBLY WITH GUIDES MULTI-BEAM XL

SIZE: A100779 C=6450160

LOC		DIST		REVISIONS				
GP	00	P	LTN	DESCRIPTION	DATE	OWN	APVD	
				SEE SHEET 1				

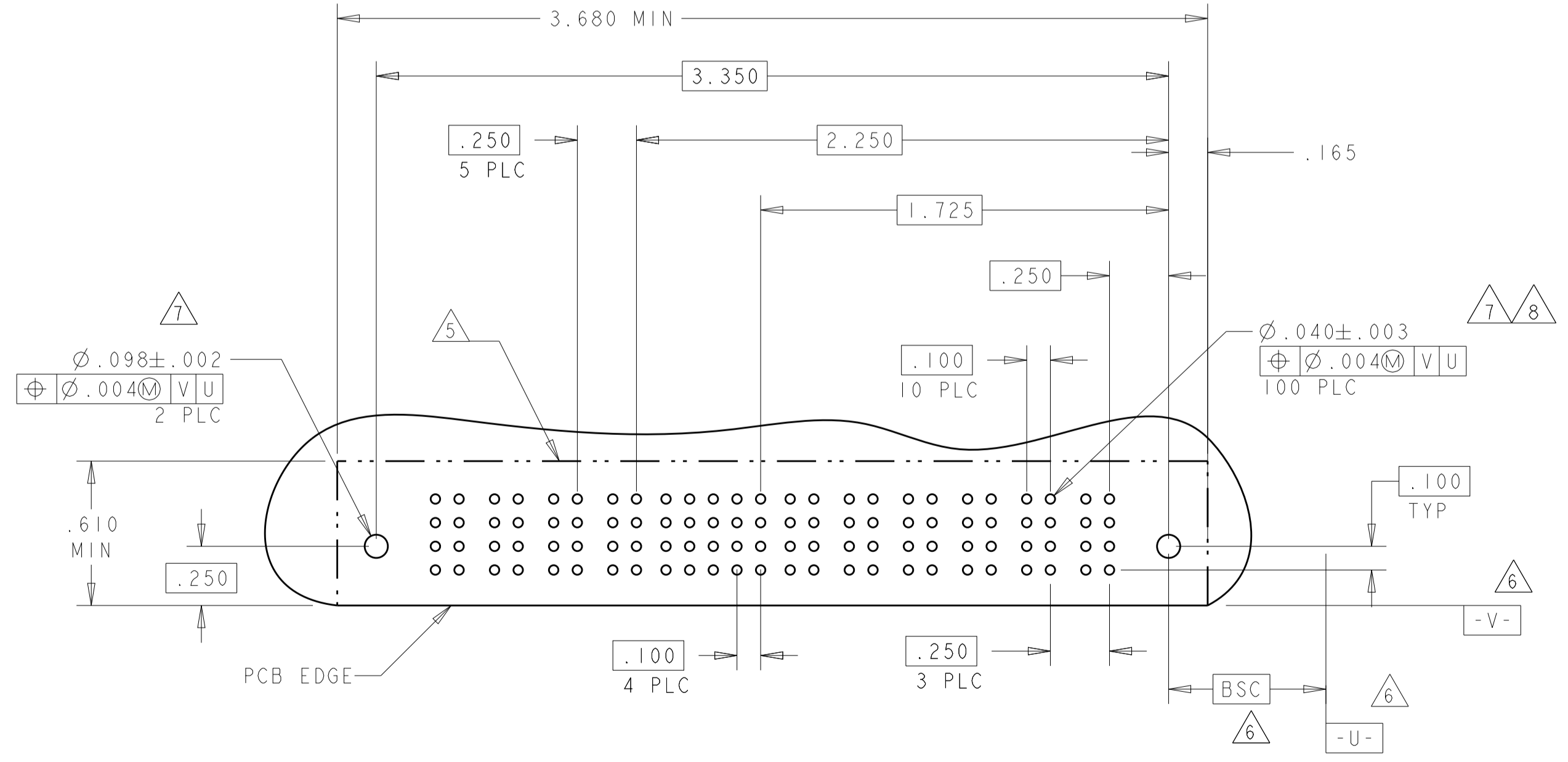
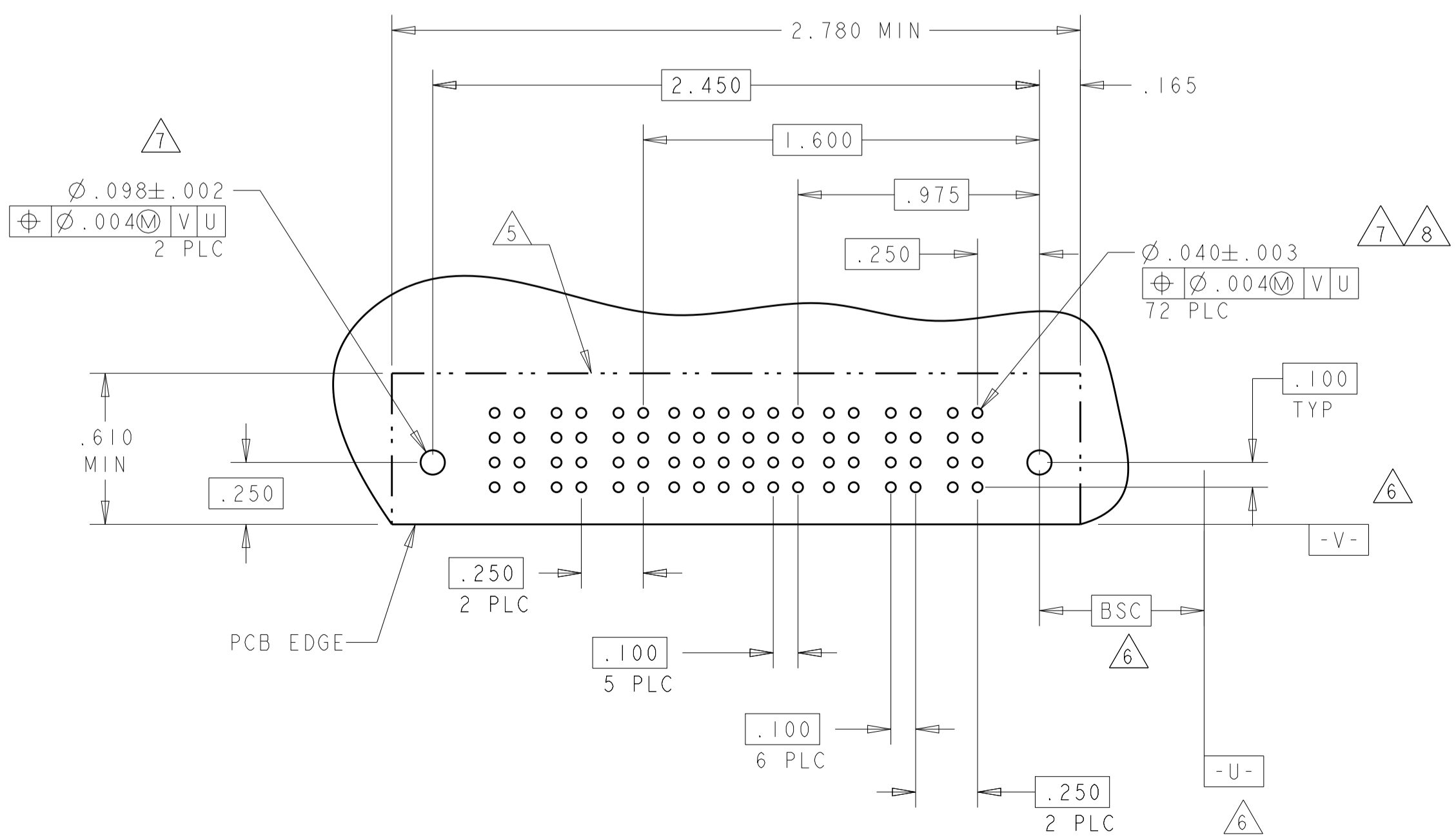
PART NUMBER	ROWS	POWER										SIGNAL										POWER																																									
		P20	P19	P18	P17	P16	P15	P14	P13	P12	P11	21	20	19	18	17	16	15	14	13	12	11	10	9	8	7	6	5	4	3	2	1	P10	P9	P8	P7	P6	P5	P4	P3	P2	P1																					
6450160-6	D C B A	RA	RA	RA	RA	RA	RA	RA	RA	RA	H	H	H	H	H	H	H	H	H	H	H	H	H	H	H	H	H	H	H	H	H	H	H	H	H	H	H	H	H	H	H	H	RA	RA	RA	RA	RA	RA	RA	RA	RA	RA	RA	RA	RA	RA	RA	RA	RA	RA	RA	RA	RA
10P + 84S + 10P																																																															

PART NUMBER	ROWS	POWER					SIGNAL					POWER						
		P8	P7	P6	P5	P4	6	5	4	3	2	1	P3	P2	P1			
6450160-7	D C B A	RA	RA	RA	RA	RA	H	H	H	H	H	H	H	H	H	RA	RA	RA
3ACP + 24S + 5P																		



PART NUMBER	ROWS	POWER					SIGNAL					POWER						
		P6	P5	P4	6	5	4	3	2	1	P3	P2	P1					
6450160-8	D C B A	RA	RA	RA	RA	RA	H	H	H	H	H	H	H	H	H	RA	RA	RA
3P + 24S + 3P																		

PART NUMBER	ROWS	POWER					SIGNAL					POWER																										
		P10	P9	P8	P7	5	4	3	2	1	P6	P5	P4	P3	P2	P1																						
6450160-9	D C B A	RA	RA	RA	RA	RA	H	H	H	H	H	H	H	H	H	H	H	H	H	H	H	H	RA	RA	RA	RA	RA	RA	RA	RA	RA	RA	RA	RA				
6P + 20S + 4P																																						



THIS DRAWING IS A CONTROLLED DOCUMENT. DWG: R.GRZYBOWSKI 21FEB05  
 CHK: M.PERCHEK 21FEB05  
 APVD: M.PERCHEK 21FEB05

DIMENSIONS: INCHES  
 TOLERANCES UNLESS OTHERWISE SPECIFIED:  
 0 PLC ±.  
 1 PLC ±.01  
 2 PLC ±.01  
 3 PLC ±.005  
 4 PLC ±.002  
 ANGLES ±.002

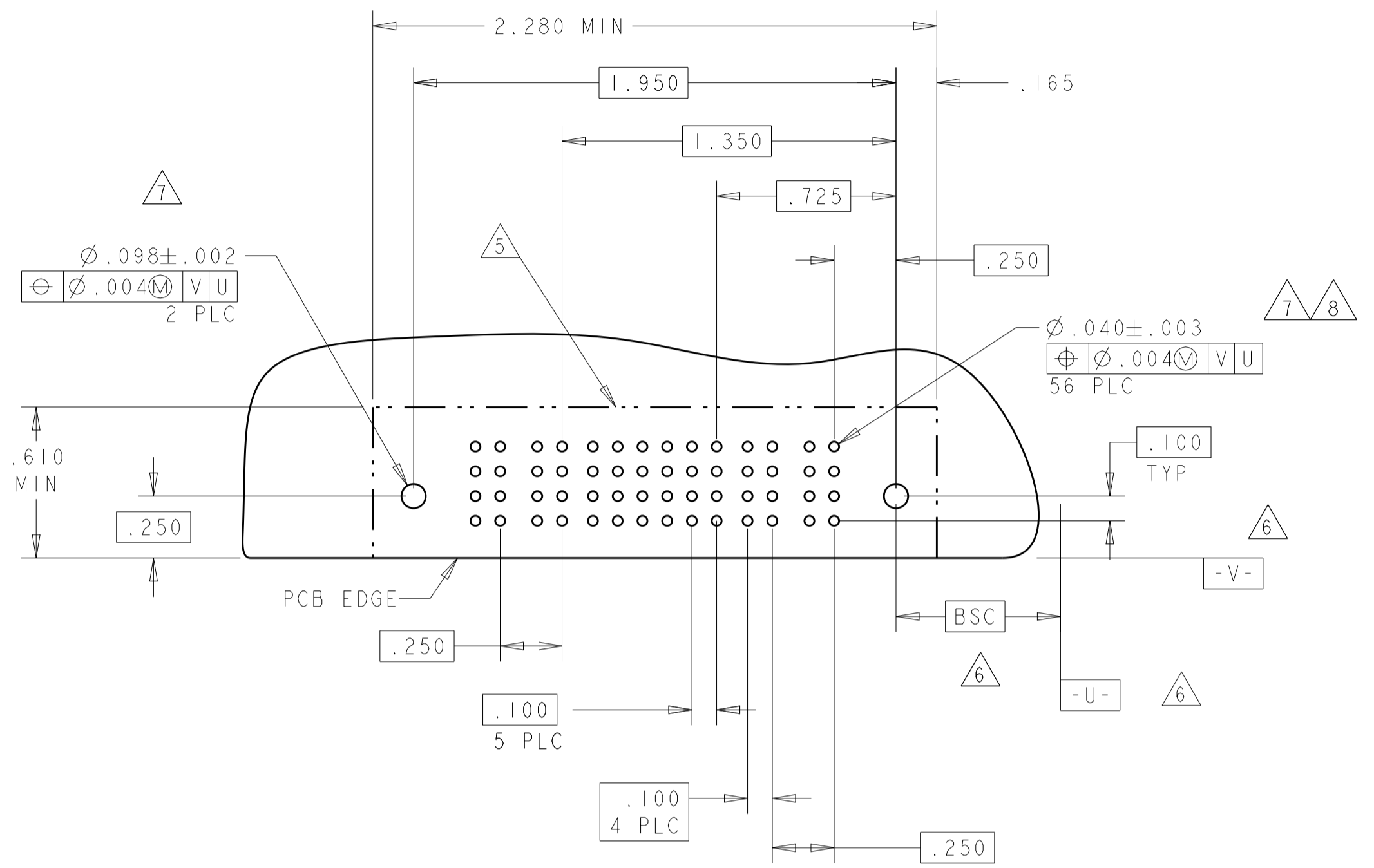
MATERIAL FINISH

Customer Drawing

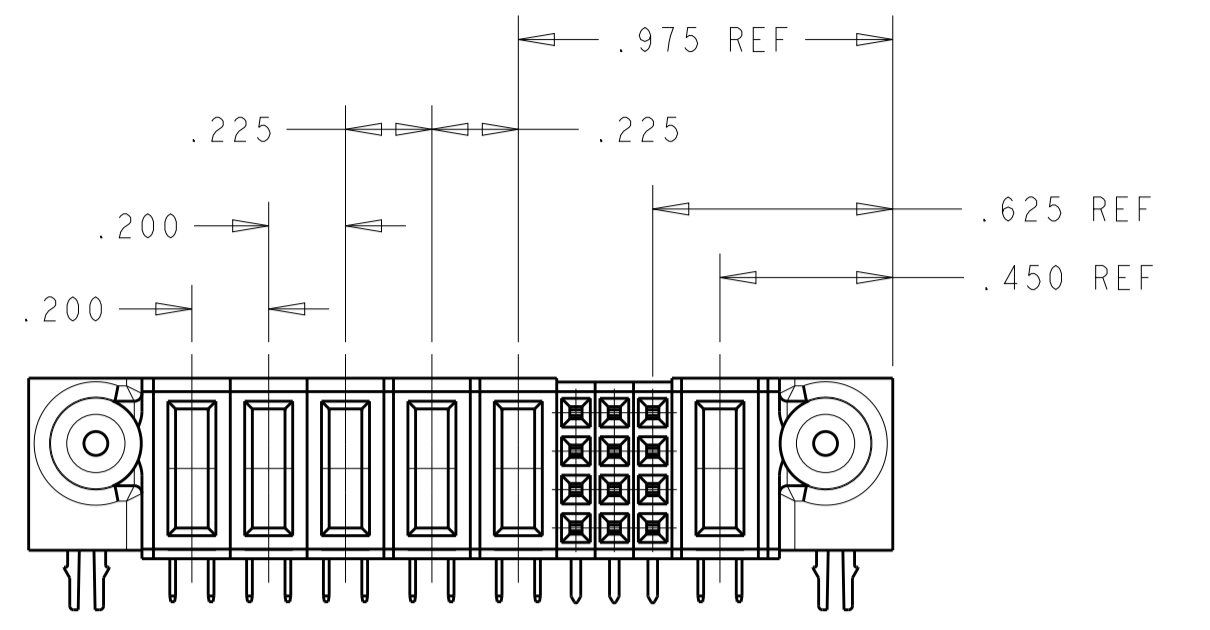
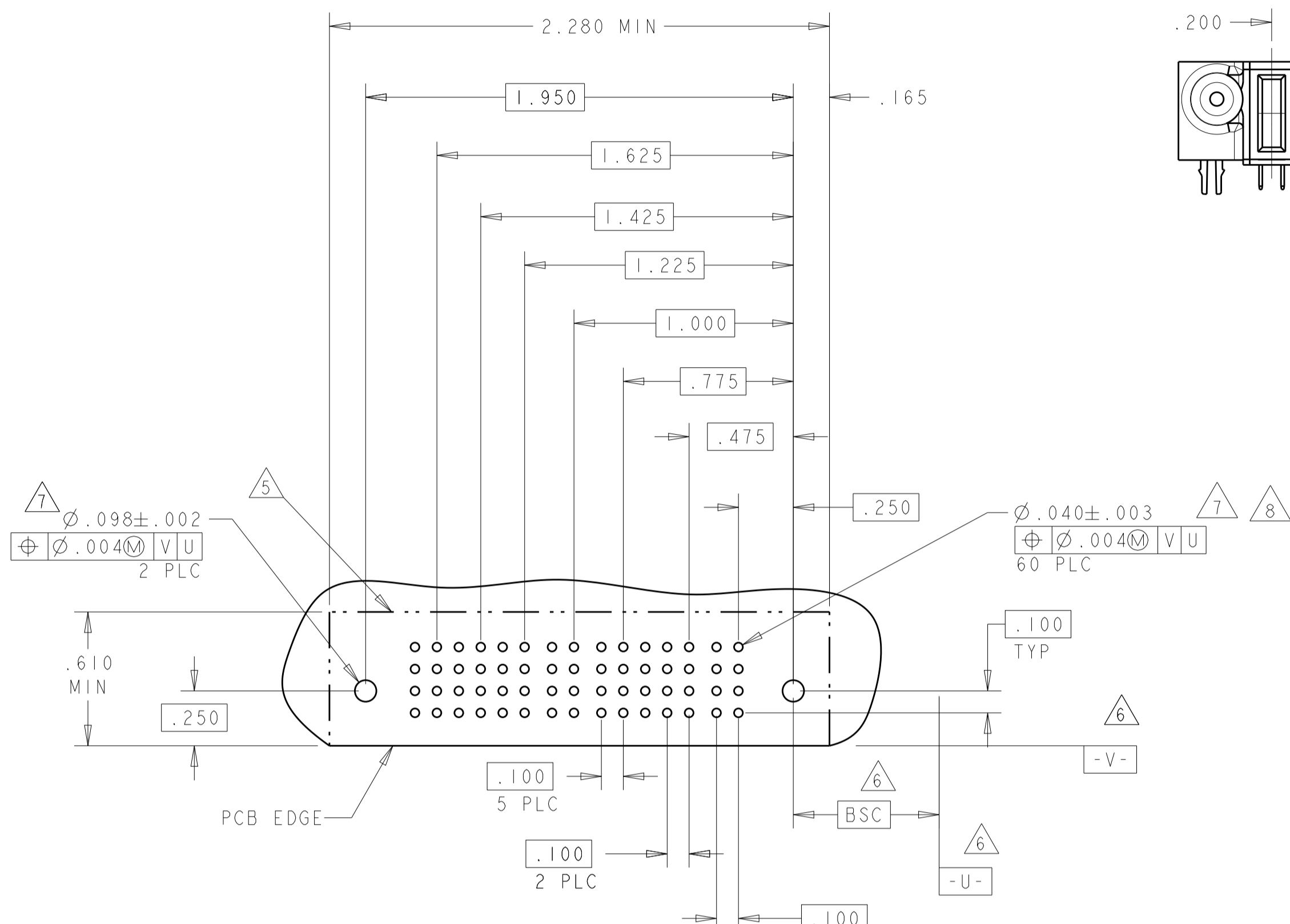
NAME: RIGHT ANGLE RECEPTACLE ASSEMBLY WITH GUIDES MULTI-BEAM XL  
 PRODUCT SPEC: 108-1973  
 APPLICATION SPEC: 114-13038  
 WEIGHT: -  
 SIZE: 114-13038  
 CAGE CODE: 6450160  
 DRAWING NO: A100779  
 SHEET 4 OF 16  
 SCALE: 4:1

RESTRICTED TO

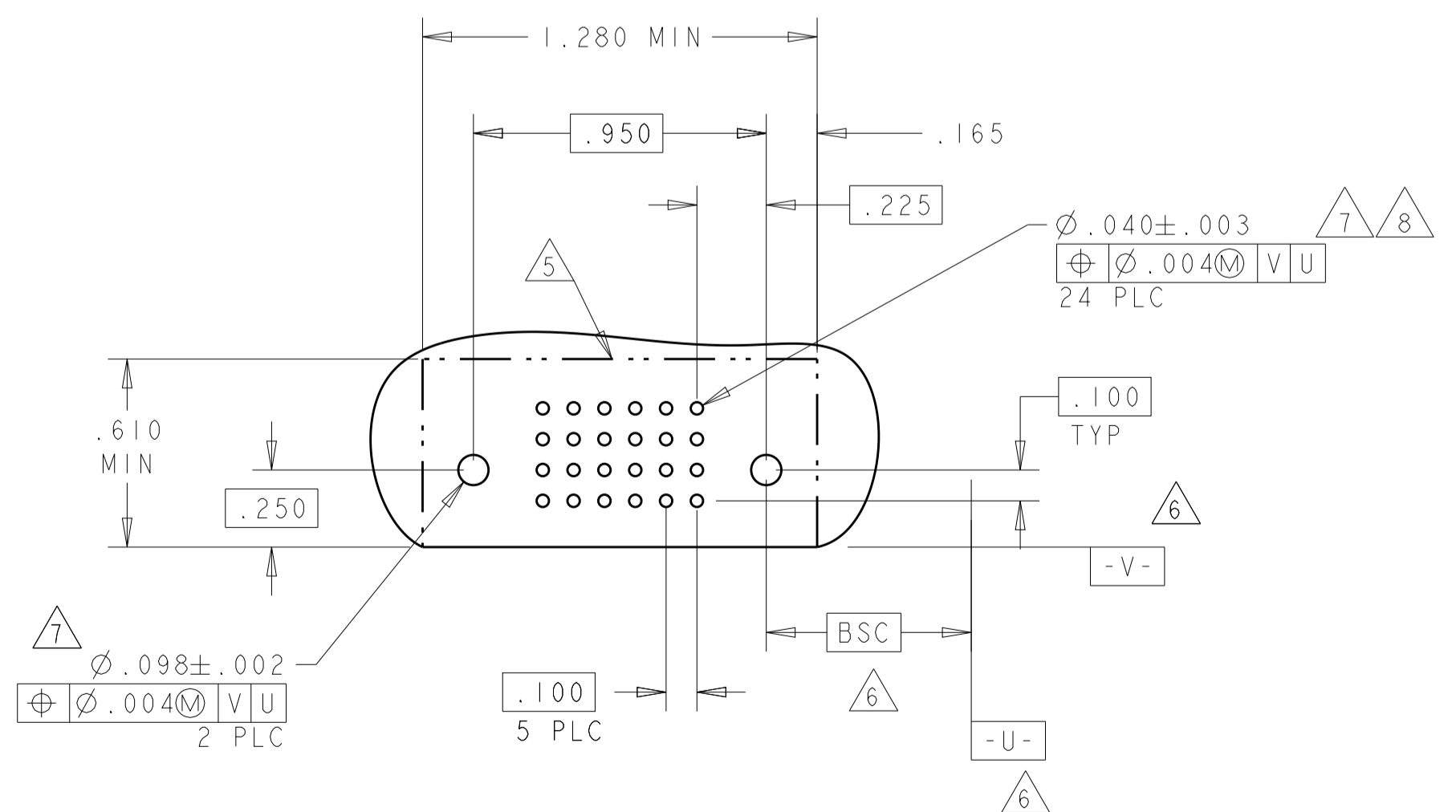
PART NUMBER	ROWS	POWER		SIGNAL				POWER		
		P4	P3	6	5	4	3	2	1	P2
I-6450160-0	D C B A	RA	RA	H	H	H	H	H	RA	RA
				G	G	G	G	G		
				F	F	F	F	F		
2P + 24S + 2P										



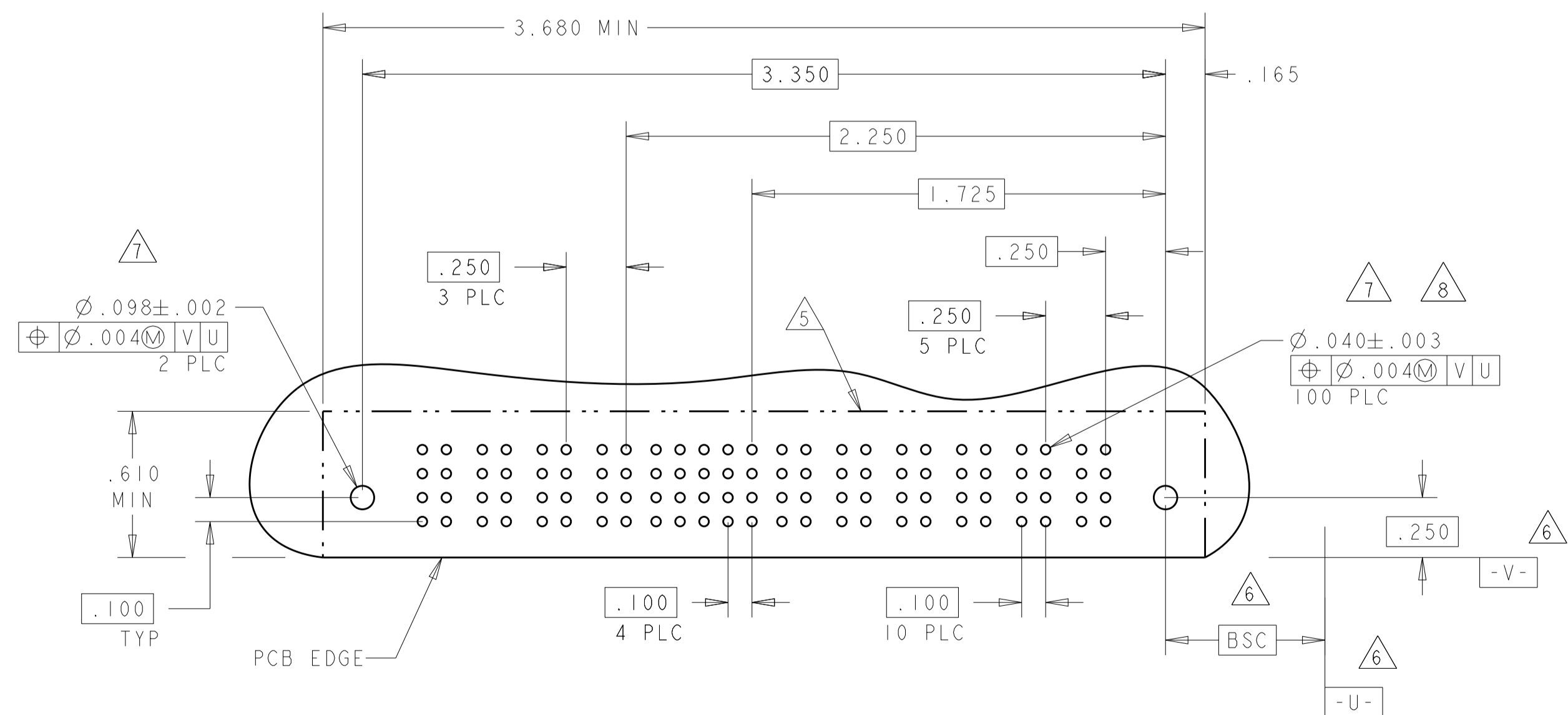
PART NUMBER	ROWS	POWER				SIGNAL POWER			
		P6	P5	P4	P3	2	1	P2	P1
I-6450160-1	D C B A	RA	RA	RA	RA	H	H	H	RA
						G	G	G	
						F	F	F	
1P + 12S + 5P									



PART NUMBER	ROWS	SIGNAL					
		6	5	4	3	2	1
I-6450160-2	D C B A	L	L	L	L	L	L
		K	K	K	K	K	K
		J	J	J	J	J	J
0P + 24S + 0P							



PART NUMBER	ROWS	POWER			SIGNAL				POWER						
		P10	P9	P8	P7	5	4	3	2	1	P6	P5	P4	P3	P2
I-6450160-9	D C B A	RA	RA	RA	RA	H	H	H	H	RA	RA	RA	RA	RA	RA
						G	G	G	G						
						F	F	F	F						
6P + 20S + 4P															



THIS DRAWING IS A CONTROLLED DOCUMENT. OWN: R. GRZYBOWSKI, 21FEB05  
 CHK: M. PERCHERKE, 21FEB05  
 APVD: M. PERCHERKE, 21FEB05

STE TE Connectivity

NAME: RIGHT ANGLE RECEPTACLE ASSEMBLY WITH GUIDES MULTI-BEAM XL

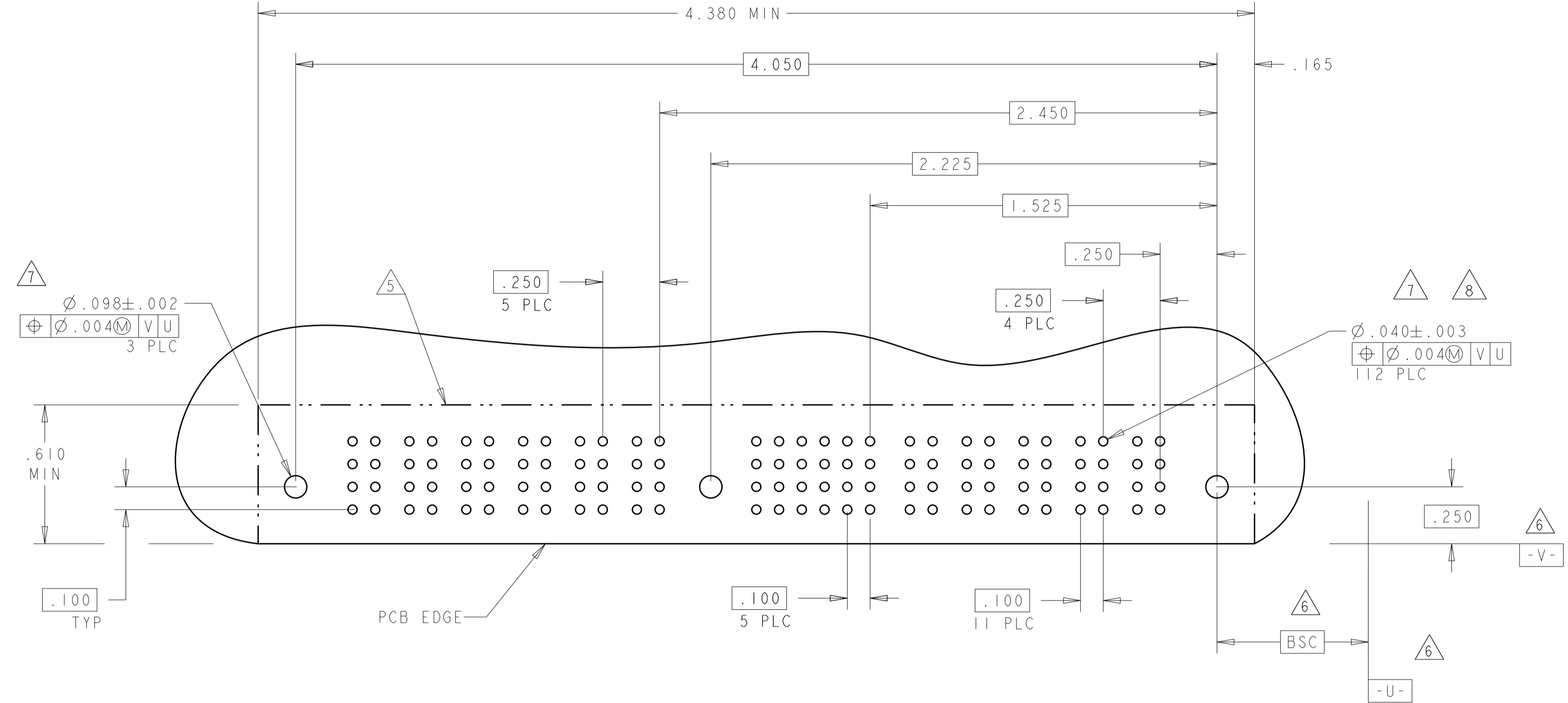
PRODUCT SPEC: 108-1973  
 APPLICATION SPEC: 114-13038  
 WEIGHT: -  
 MATERIAL: \*\*\* FINISH: \*\*\*

Customer Drawing

SCALE: 4:1 SHEET 5 OF 16 REV: G1

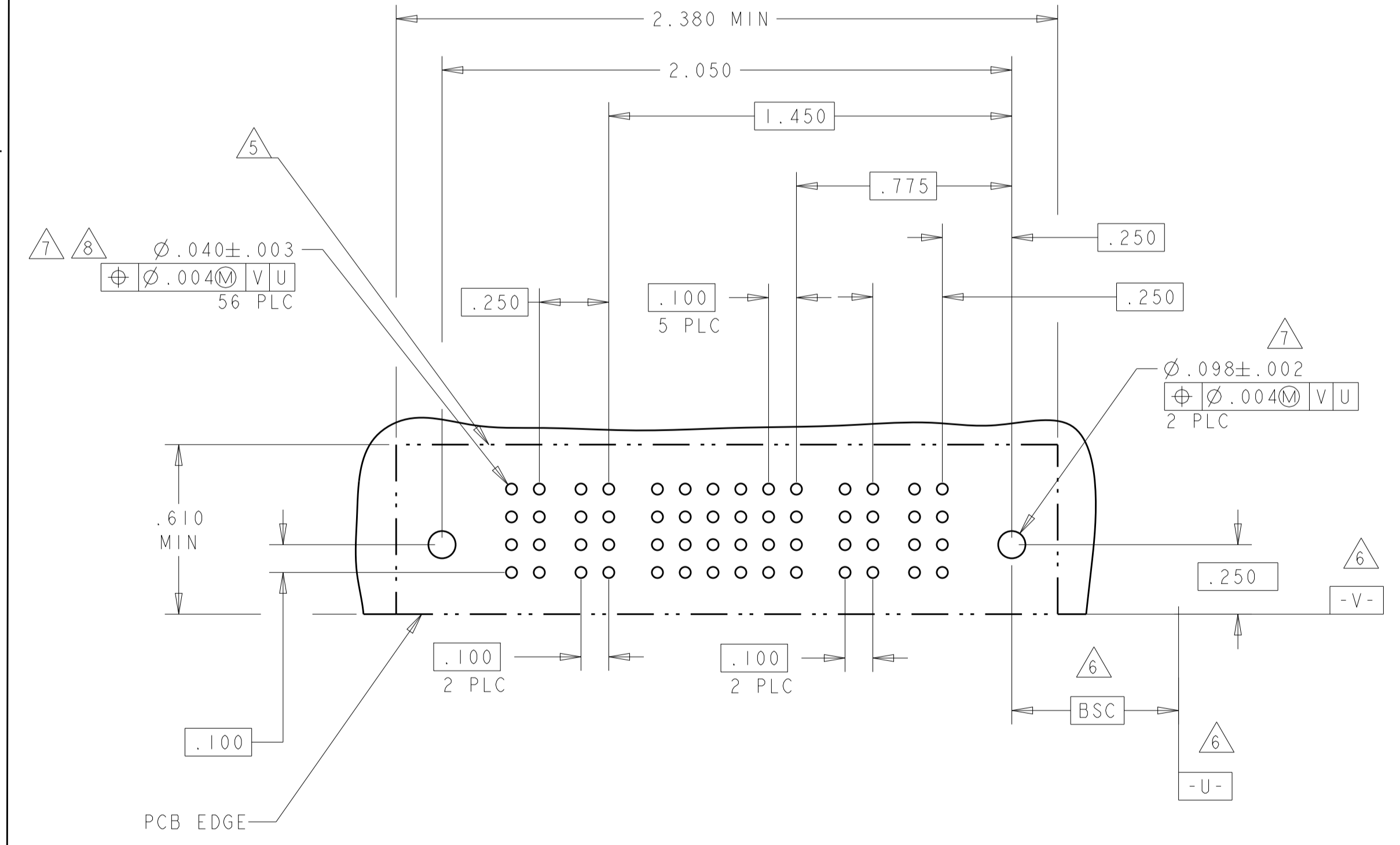
LOC		DIST		REVISIONS			
P	LTN	DATE	DMN	APVD	DESCRIPTION		
GP	00				SEE SHEET 1		

PART NUMBER	ROWS	POWER					SIGNAL					POWER						
		P11	P10	P9	P8	P7	P6	M1	6	5	4	3	2	1	P5	P4	P3	P2
2-6450160-0	D C B A	RA	RA	RA	RA	RA	RA	H	H	H	H	H	H	RA	RA	RA	RA	RA
		5P + 24S + 1M + 6P																

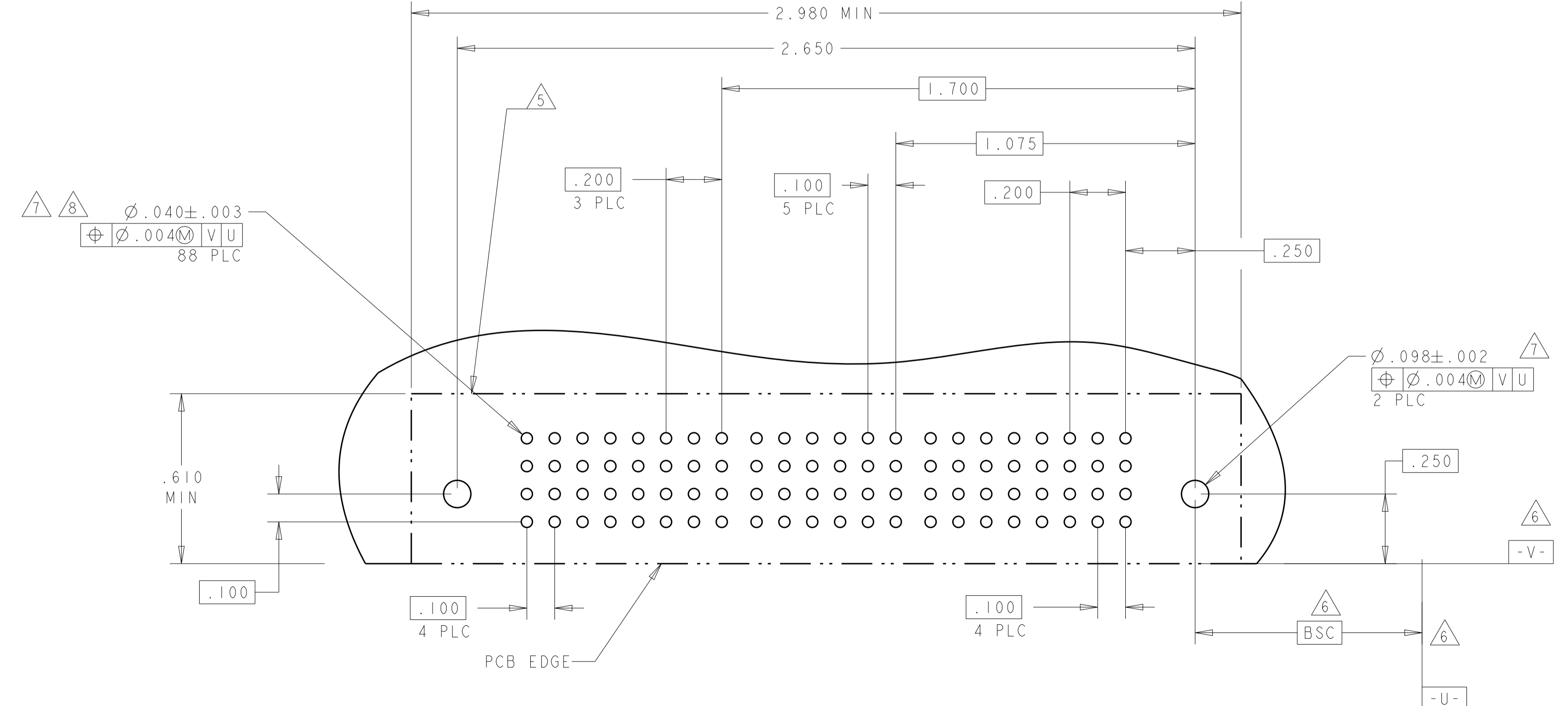


PART NUMBER	ROWS	POWER		SIGNAL					POWER		
		P4	P3	6	5	4	3	2	1	P2	P1
2-6450160-5	D C B A	RM	RM	L	L	L	L	L	L	RM	RM
		2P + 24S + 2P									

PART NUMBER	ROWS	POWER		SIGNAL					POWER		
		P4	P3	6	5	4	3	2	1	P2	P1
4-6450160-5	D C B A	RM	RM	H	H	H	H	H	H	RM	RM
		2P + 24S + 2P									



PART NUMBER	ROWS	POWER				SIGNAL					POWER				
		P8	P7	P6	P5	6	5	4	3	2	1	P4	P3	P2	P1
2-6450160-6	D C B A	RM	RM	RM	RM	H	H	H	H	H	H	RM	RM	RM	RM
		4HDP + 24S + 4HDP													



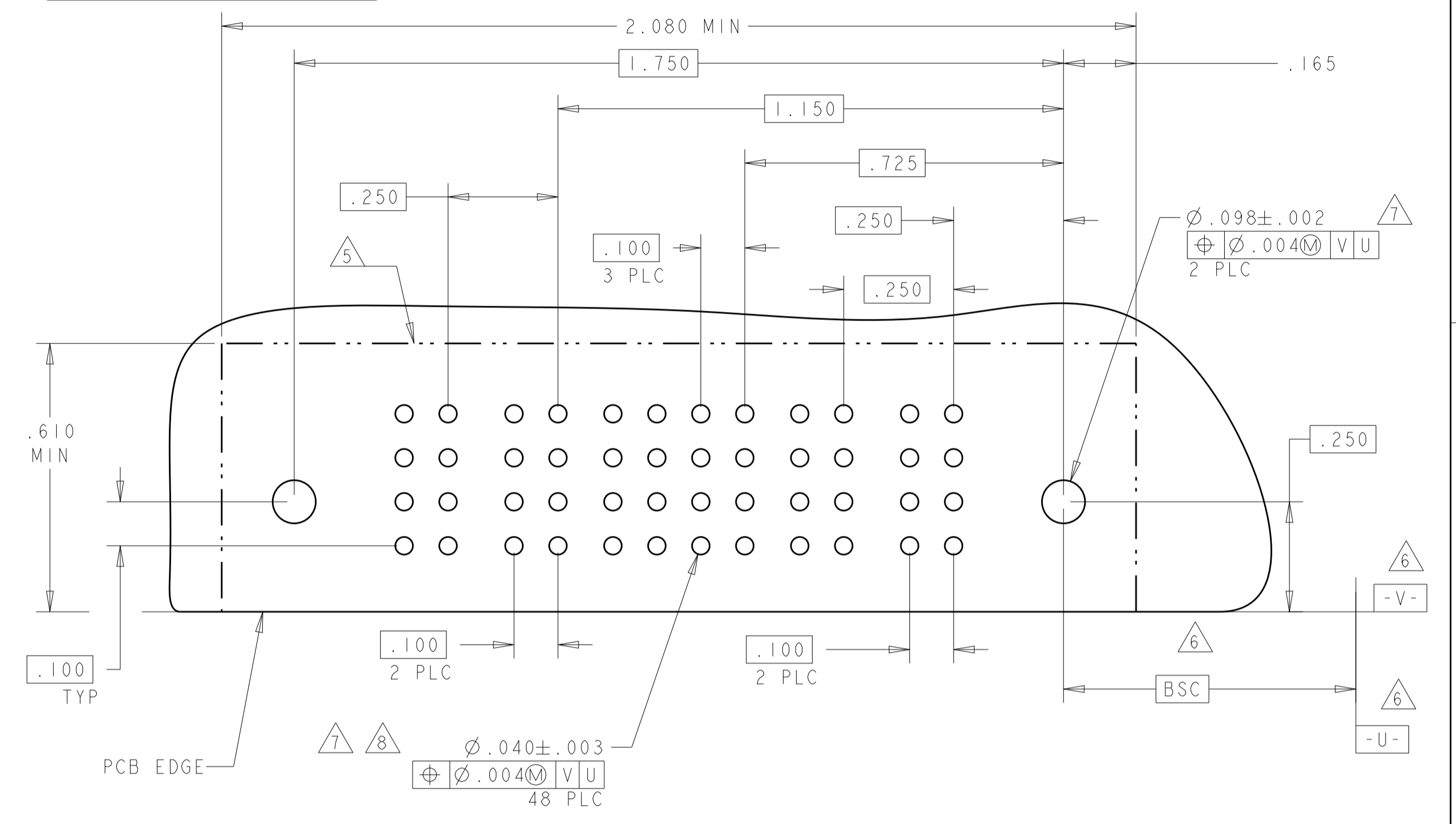
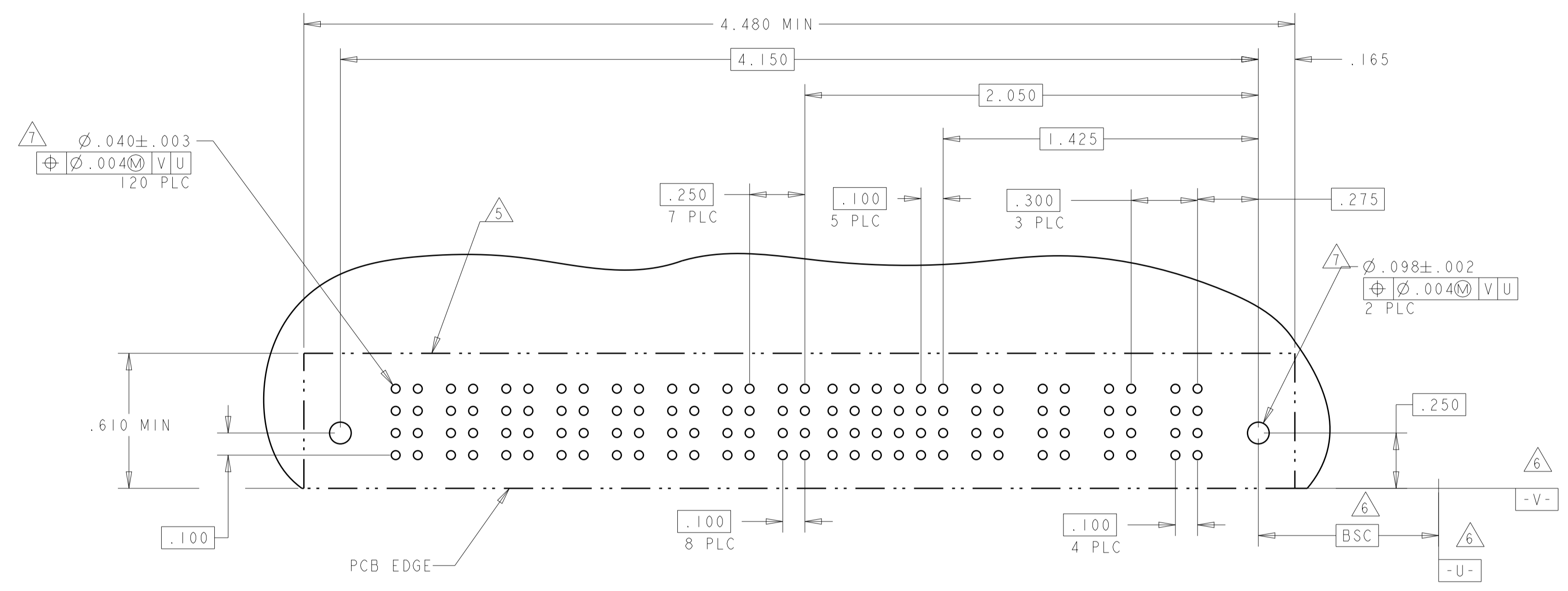
2-6450160-5 AND 4-6450160-5 PCB LAYOUT

THIS DRAWING IS A CONTROLLED DOCUMENT.		DMN: R. GRZYBOWSKI	Z1FEB05	 TE Connectivity
DIMENSIONS: INCHES		CHK: M. PERCHERKE	Z1FEB05	
TOLERANCES UNLESS OTHERWISE SPECIFIED:		APVD: M. PERCHERKE	Z1FEB05	NAME: RIGHT ANGLE RECEPTACLE ASSEMBLY WITH GUIDES MULTI-BEAM XL
0 PLC ±.01		PRODUCT SPEC		SIZE: 108-1973
1 PLC ±.01		APPLICATION SPEC		SCALE: 4:1
2 PLC ±.005		WEIGHT		SHEET 6 OF 16
3 PLC ±.002		CAGE CODE		REV: G1
4 PLC ±.002		DRAWING NO		
ANGLES ±.002		A1100779		
MATERIAL FINISH		C=6450160		
Customer Drawing		Customer Drawing		

PART NUMBER	ROWS	POWER								SIGNAL						POWER			
		P12	P11	P10	P9	P8	P7	P6	P5	6	5	4	3	2	1	P4	P3	P2	P1
2-6450160-9	D C B A	RM	RM	RM	RM	RM	RM	RM	RM	H	H	H	H	H	H	RM	RM	RM	RM
4ACP + 24S + 8P										G	G	G	G	G	G				
										F	F	F	F	F	F				
										E	E	E	E	E	E				

PART NUMBER	ROWS	POWER			SIGNAL				POWER		
		P4	P3	P2	4	3	2	1	P2	P1	P1
3-6450160-1	D C B A	RM	RM	RM	H	H	H	H	RM	RM	RM
					G	G	G	G			
					F	F	F	F			
					E	E	E	E			

2P + 16S + 2P

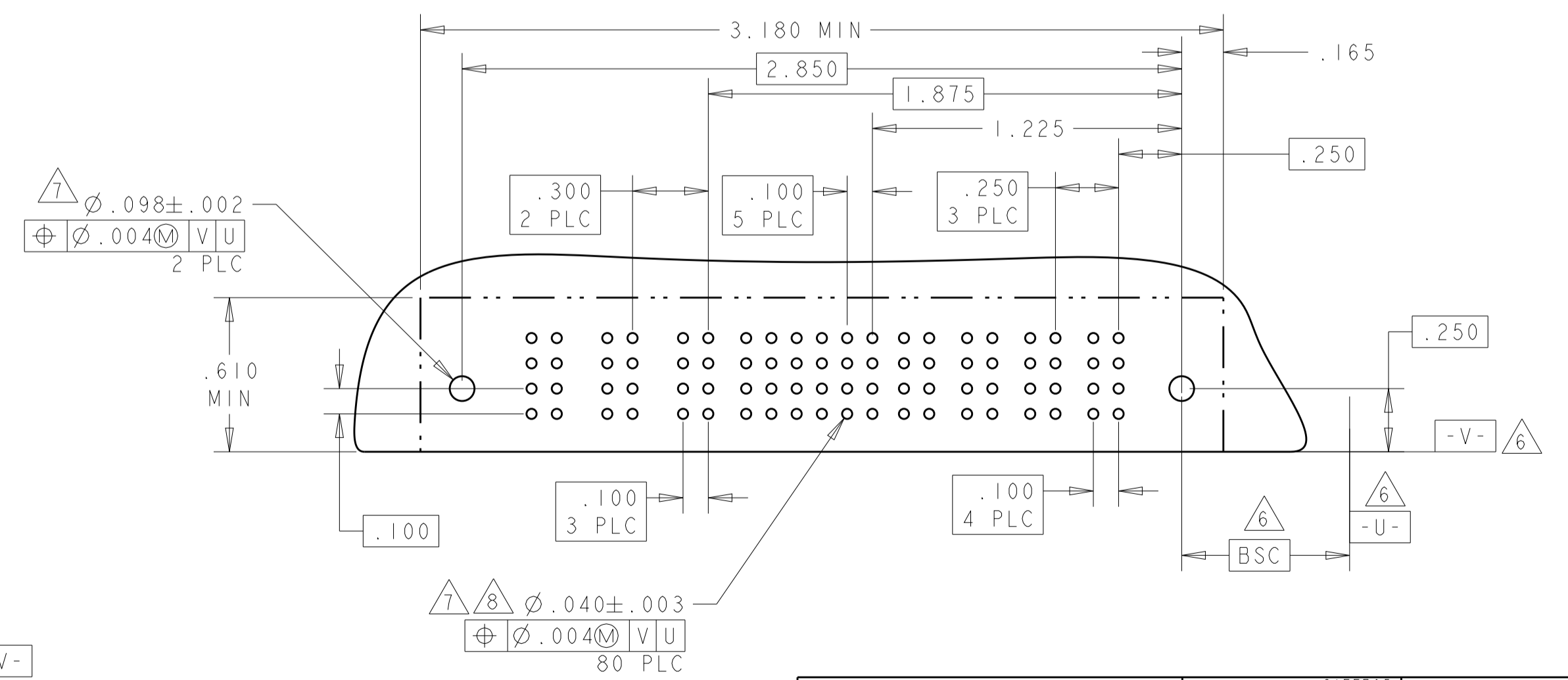
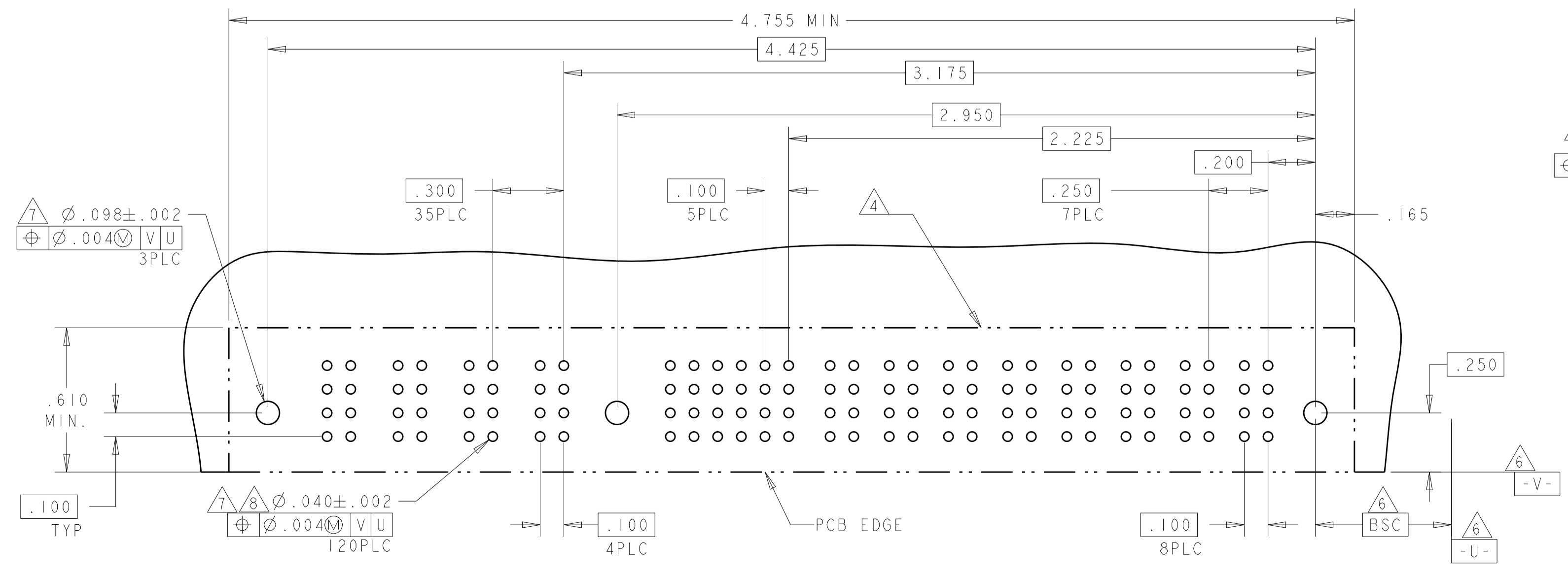


PART NUMBER	ROWS	POWER				SIGNAL						POWER							
		P12	P11	P10	P9	6	5	4	3	2	1	P8	P7	P6	P5	P4	P3	P2	P1
3-6450160-0	D C B A	RM	RM	RM	RM	H	H	H	H	H	H	RM	RM	RM	RM	RM	RM	RM	RM
						G	G	G	G	G	G								
						F	F	F	F	F	F								
						E	E	E	E	E	E								

8P + 24S + 1M + 4ACP

PART NUMBER	HOUSING P/N	ROWS	POWER			SIGNAL						POWER			
			P7	P6	P5	6	5	4	3	2	1	P4	P3	P2	P1
3-6450160-2	3-1450190-2	D C B A	RM	RM	RM	H	H	H	H	H	H	RM	RM	RM	RM
						G	G	G	G	G	G				
						F	F	F	F	F	F				
						E	E	E	E	E	E				

4P + 24S + 3ACP

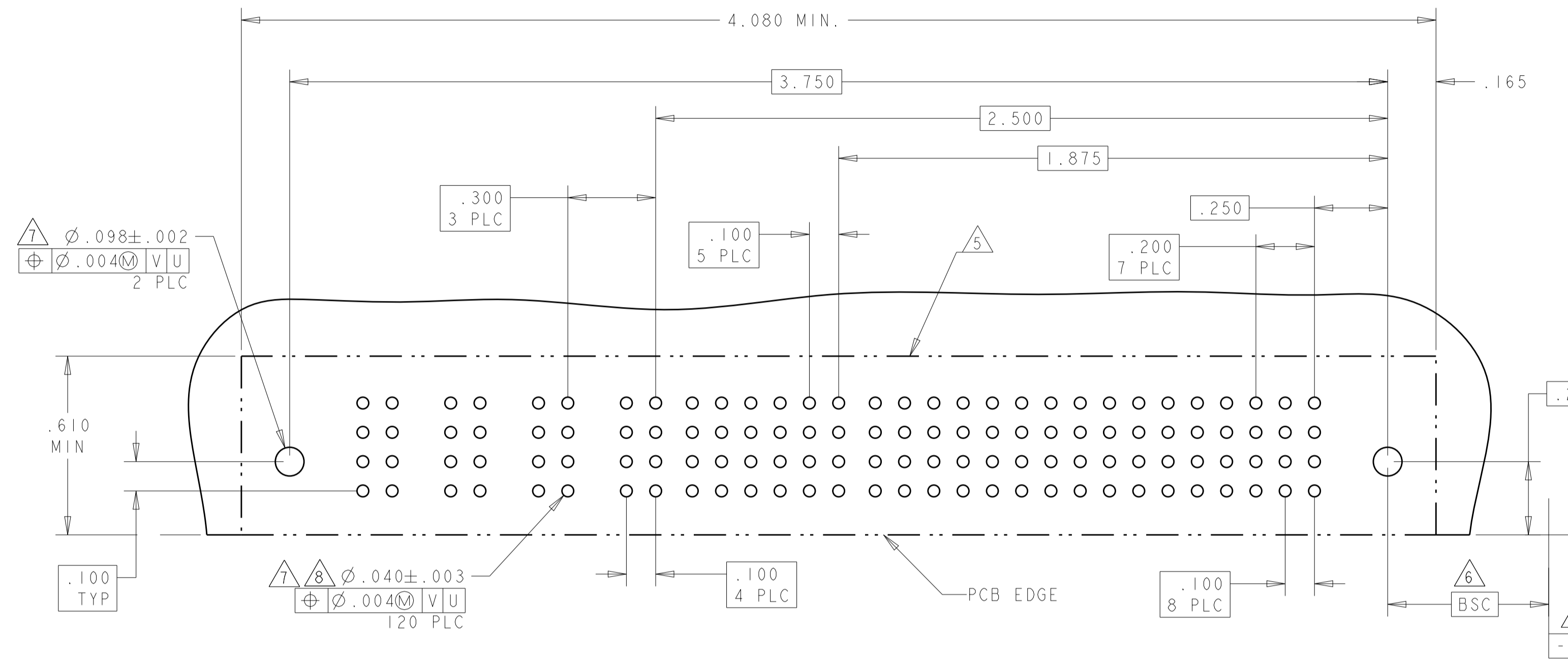


THIS DRAWING IS A CONTROLLED DOCUMENT.

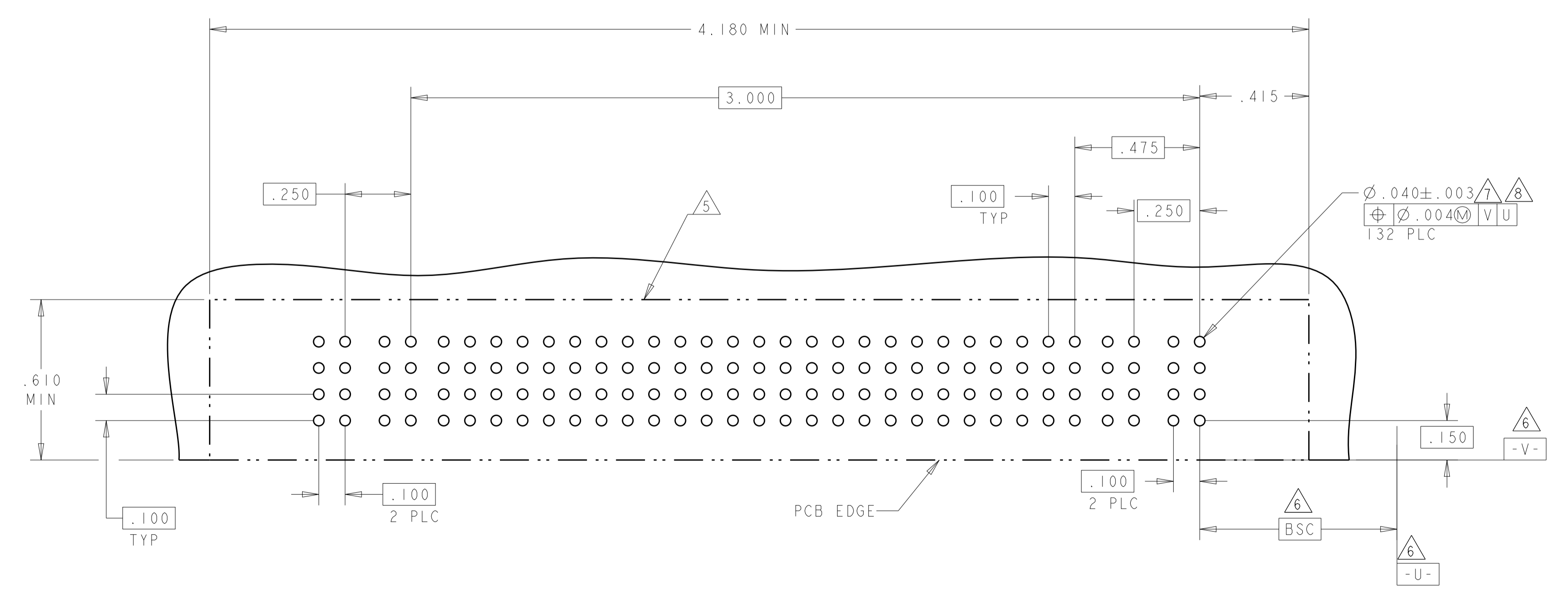
OWN: R. GRZYBOWSKI	ZIFEB05	 TE Connectivity
CHK: M. PERCHERKE	ZIFEB05	
APPV: M. PERCHERKE	ZIFEB05	
NAME: RIGHT ANGLE RECEPTACLE ASSEMBLY WITH GUIDES MULTI-BEAM XL		
DIMENSIONS: INCHES	TOLERANCES UNLESS OTHERWISE SPECIFIED:	SIZE: A100779
0 PLC ±.01	1 PLC ±.01	CAGE CODE: 6450160
2 PLC ±.01	3 PLC ±.01	SCALE: 3:1
4 PLC ±.005	5 PLC ±.005	SHEET 7 OF 16
6 PLC ±.002	ANGLES ±.002	REV: G1
MATERIAL:	FINISH:	Customer Drawing

LOC		DIST		REVISONS			
GP	00	P	LTN	DESCRIPTION	DATE	DWN	APVD
		-		SEE SHEET 1			

PART NUMBER	ROWS	POWER				SIGNAL								POWER							
		P12	P11	P10	P9	6	5	4	3	2	1	P8	P7	P6	P5	P4	P3	P2	P1		
3-6450160-3	D C B A	RM	RM	RM	RM	H	H	H	H	H	H	RM	RM	RM	RM	RM	RM	RM	RM		
		RM	RM	RM	RM	G	G	G	G	G	G	RM	RM	RM	RM	RM	RM	RM	RM		
		RM	RM	RM	RM	F	F	F	F	F	F	RM	RM	RM	RM	RM	RM	RM	RM		
		RM	RM	RM	RM	E	E	E	E	E	E	RM	RM	RM	RM	RM	RM	RM	RM		
8P + 24S + 4ACP																					



PART NUMBER	ROWS	POWER		SIGNAL																				POWER							
		P4	P3	25	24	23	22	21	20	19	18	17	16	15	14	13	12	11	10	9	8	7	6	5	4	3	2	1	P2	P1	
3-6450160-4	D C B A	RM	RM	H	H	H	H	H	H	H	H	H	H	H	H	H	H	H	H	H	H	H	H	H	H	H	H	H	H	RM	RM
		RM	RM	G	G	G	G	G	G	G	G	G	G	G	G	G	G	G	G	G	G	G	G	G	G	G	G	G	G	RM	RM
		RM	RM	F	F	F	F	F	F	F	F	F	F	F	F	F	F	F	F	F	F	F	F	F	F	F	F	F	F	RM	RM
		RM	RM	E	E	E	E	E	E	E	E	E	E	E	E	E	E	E	E	E	E	E	E	E	E	E	E	E	E	RM	RM
2P + 100S + 2P																															



THIS DRAWING IS A CONTROLLED DOCUMENT. DWN: R. GRZYBOWSKI 21FEB05  
 CHK: M. PERCHERKE 21FEB05  
 APVD: M. PERCHERKE 21FEB05

**STE** TE Connectivity

NAME: RIGHT ANGLE RECEPTACLE ASSEMBLY WITH GUIDES MULTI-BEAM XL

PRODUCT SPEC: 108-1973  
 APPLICATION SPEC: 114-13038  
 WEIGHT: -

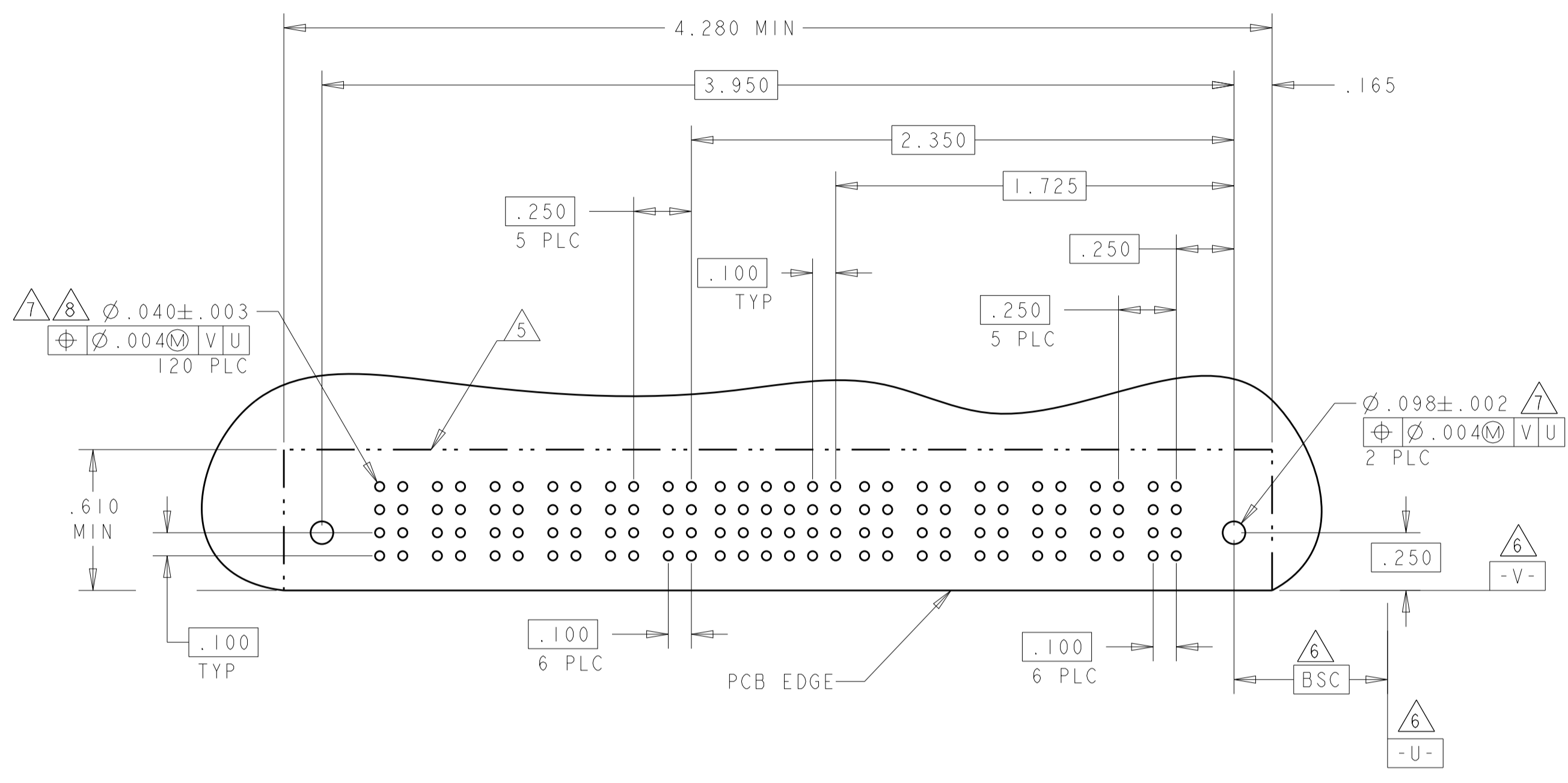
Customer Drawing

SCALE: 3:1 SHEET 8 OF 16 REV: G1

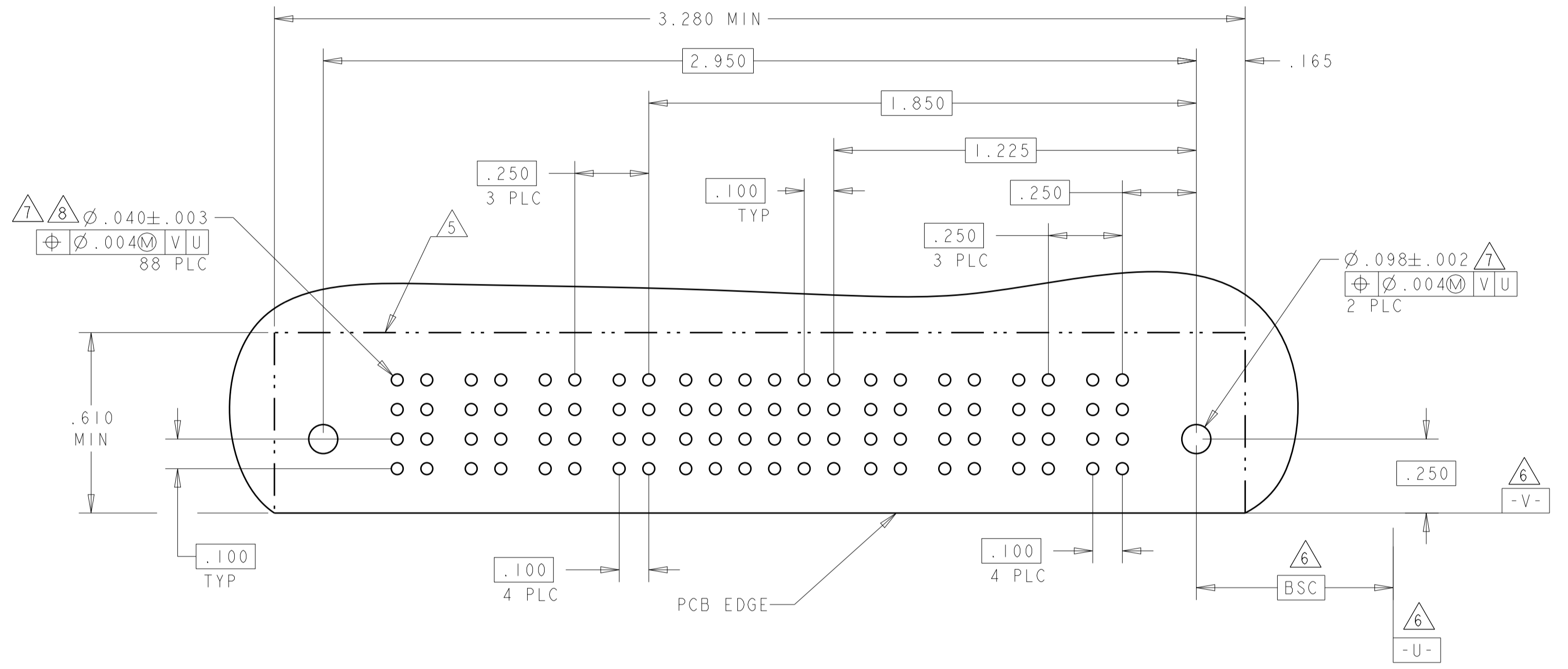


LOC		DIST		REVISIONS			
GP	00	P	LTN	DESCRIPTION	DATE	OWN	APVD
				SEE SHEET 1			

PART NUMBER	ROWS	POWER					SIGNAL					POWER											
		P12	P11	P10	P9	P8	P7	6	5	4	3	2	1	P6	P5	P4	P3	P2	P1				
3-6450160-6	D C B A	RM	RM	RM	RM	RM	H	H	H	H	H	H	RM	RM	RM	RM	RM	RM					
		G	G	G	G	G	F	F	F	F	F	F											
		E	E	E	E	E	E	E	E	E	E	E											
6P + 24S + 6P		[HD]																				[HD]	



PART NUMBER	ROWS	POWER				SIGNAL					POWER						
		P8	P7	P6	P5	6	5	4	3	2	1	P4	P3	P2	P1		
3-6450160-7	D C B A	RM	RM	RM	RM	H	H	H	H	H	H	RM	RM	RM	RM		
		G	G	G	G	G	G										
		E	E	E	E	E	E										
4P + 24S + 4P		[HD]														[HD]	



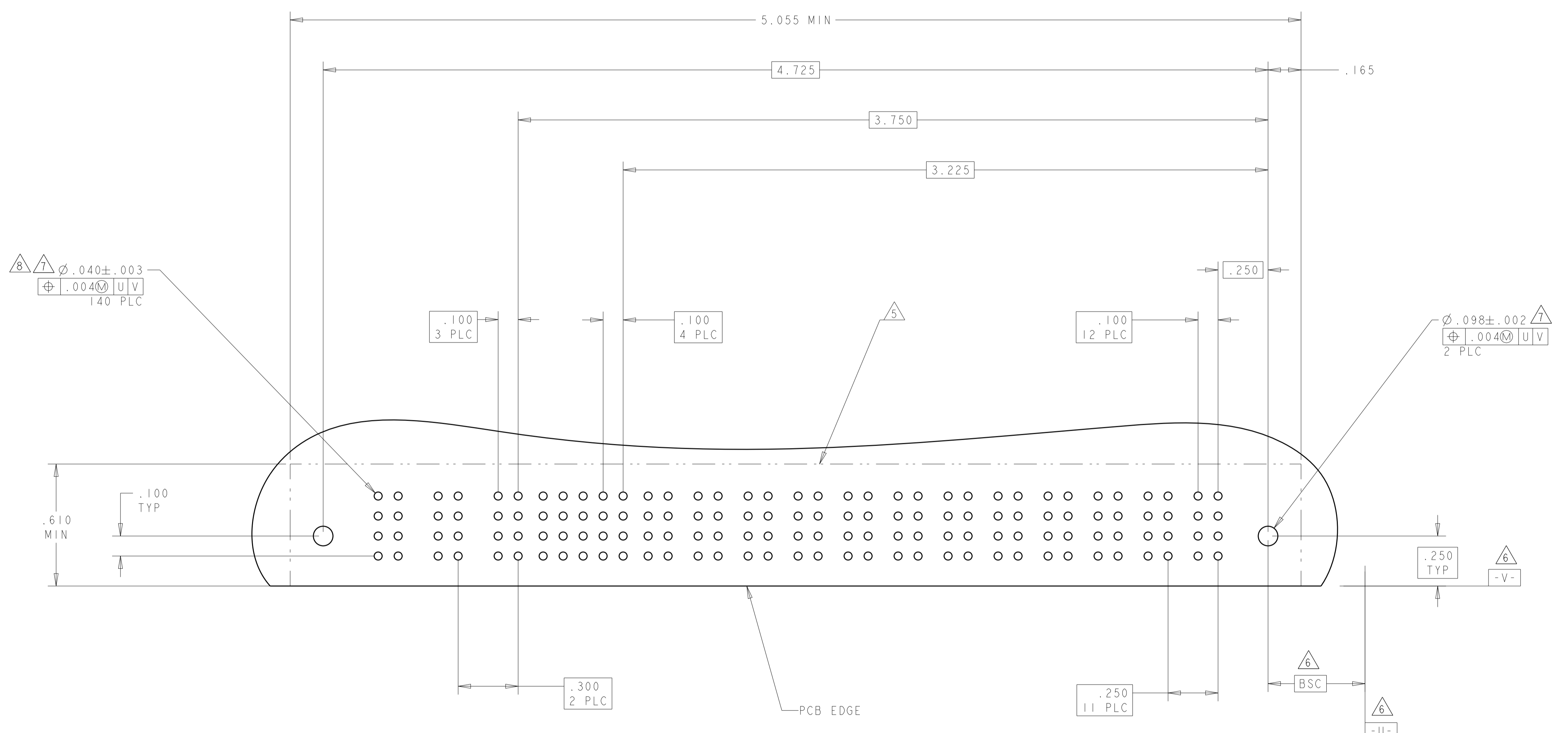
THIS DRAWING IS A CONTROLLED DOCUMENT.

DIMENSIONS:	TOLERANCES UNLESS OTHERWISE SPECIFIED:	OWN: R. GRZYBOWSKI 21FEB05	CHK: M. PERCHERKE 21FEB05	APVD: M. PERCHERKE 21FEB05	NAME: RIGHT ANGLE RECEPTACLE ASSEMBLY WITH GUIDES MULTI-BEAM XL
INCHES	0 PLC ± .010 1 PLC ± .008 2 PLC ± .006 3 PLC ± .005 4 PLC ± .004 ANGLES ± .002	PRODUCT SPEC: 108-1973	APPLICATION SPEC: 114-13038	WEIGHT: -	SIZE: A100779
MATERIAL:	FINISH:	RESTRICTED TO:	SCALE: 3:1	SHEET: 9 OF 16	REV: G1

Customer Drawing

LOC	DIST	REVISIONS			
P	LTN	DESCRIPTION	DATE	DMN	APVD
-	-	SEE SHEET 1	-	-	-

PART NUMBER	ROWS	AC POWER			SIGNAL					POWER																																	
		P15	P14	P13	5	4	3	2	1	P12	P11	P10	P9	P8	P7	P6	P5	P4	P3	P2	P1																						
1-6450160-8	D C B A	RA	RA	RA	H	H	H	H	H	RA	RA	RA	RA	RA	RA	RA	RA	RA	RA	RA	RA	RA	RA																				
					G	G	G	G	G																																		
					F	F	F	F	F																																		
12P + 20S + 3ACP		<table border="1"> <tr> <td>E</td><td>E</td><td>E</td><td>E</td><td>E</td> <td> </td><td> </td><td> </td><td> </td><td> </td><td> </td><td> </td><td> </td><td> </td><td> </td><td> </td><td> </td><td> </td><td> </td><td> </td><td> </td><td> </td> </tr> </table>																				E	E	E	E	E																	
E	E	E	E	E																																							



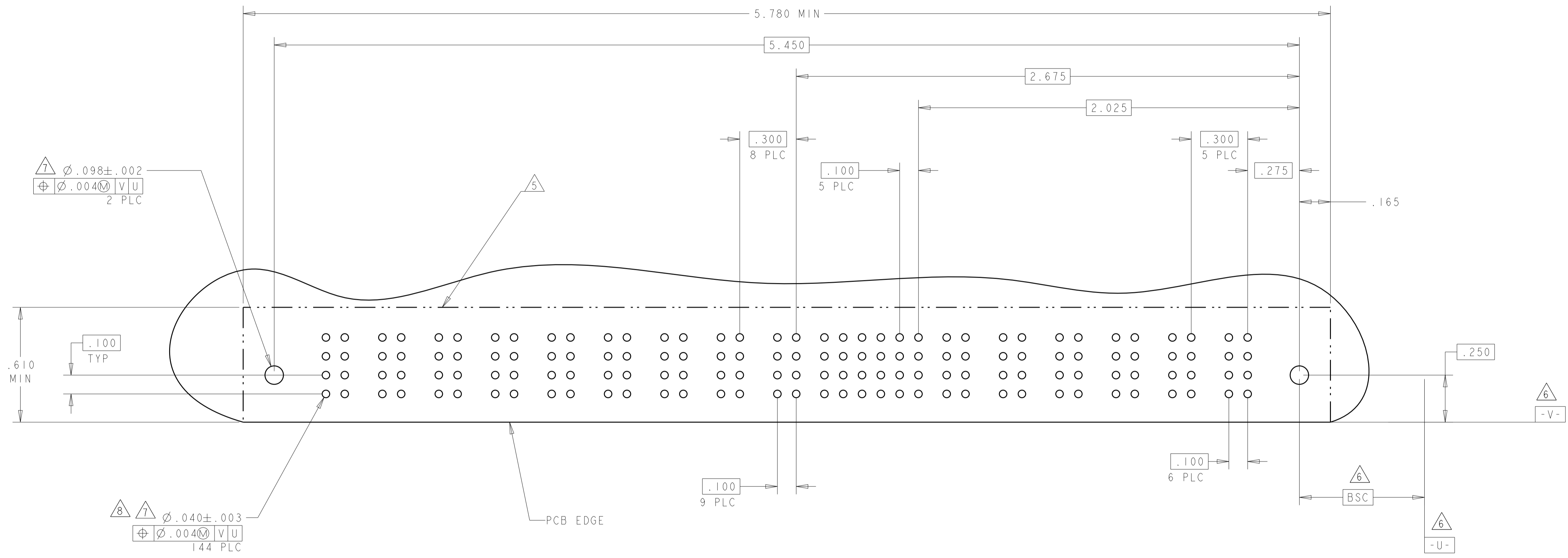
THIS DRAWING IS A CONTROLLED DOCUMENT.		DMN: R. GRZYBOWSKI 21FEB05	TE Connectivity
DIMENSIONS: INCHES		CHK: M. PERCHERKE 21FEB05	
TOLERANCES UNLESS OTHERWISE SPECIFIED:		APVD: M. PERCHERKE 21FEB05	NAME: RIGHT ANGLE RECEPTACLE ASSEMBLY WITH GUIDES MULTI-BEAM XL
0 PLC ±	1 PLC ±.01	PRODUCT SPEC: 108-1973	SIZE: A100779
2 PLC ±.01	3 PLC ±.005	APPLICATION SPEC: 114-13038	CAGE CODE: C=6450160
4 PLC ±.002	ANGLES ±.2°	WEIGHT: -	DRAWING NO: -
MATERIAL: -	FINISH: -	Customer Drawing	SCALE: 3:1 SHEET 10 OF 16 REV: G1

LOC	DIST	REV	DATE	BY	APPV
GP	00				

REVISIONS		DATE	BY	APPV
1	SEE SHEET 1			

PART NUMBER	ROWS	POWER								SIGNAL					POWER					HD		
		P15	P14	P13	P12	P11	P10	P9	P8	P7	P6	P5	P4	P3	P2	P1	P6	P5	P4		P3	P2
3-6450160-8	D C B A		RM	RM	RM		RM	RM	RM		H	H		H	H	RA		RM	RM	RM		HD
											G	G		G	G							
											F	F		F	F							
											E	E		E	E							
6P + 24S + 9P																						



THIS DRAWING IS A CONTROLLED DOCUMENT.

DW: B. GRZYBOWSKI 21FEB05  
CHK: M. PERCHERKE 21FEB05  
APV: M. PERCHERKE 21FEB05

**STE** TE Connectivity

NAME: RIGHT ANGLE RECEPTACLE ASSEMBLY WITH GUIDES MULTI-BEAM XL

PRODUCT SPEC: 108-1973  
APPLICATION SPEC: 114-13038

SIZE: A1  
CAGE CODE: 6450160  
DRAWING NO: 114-13038

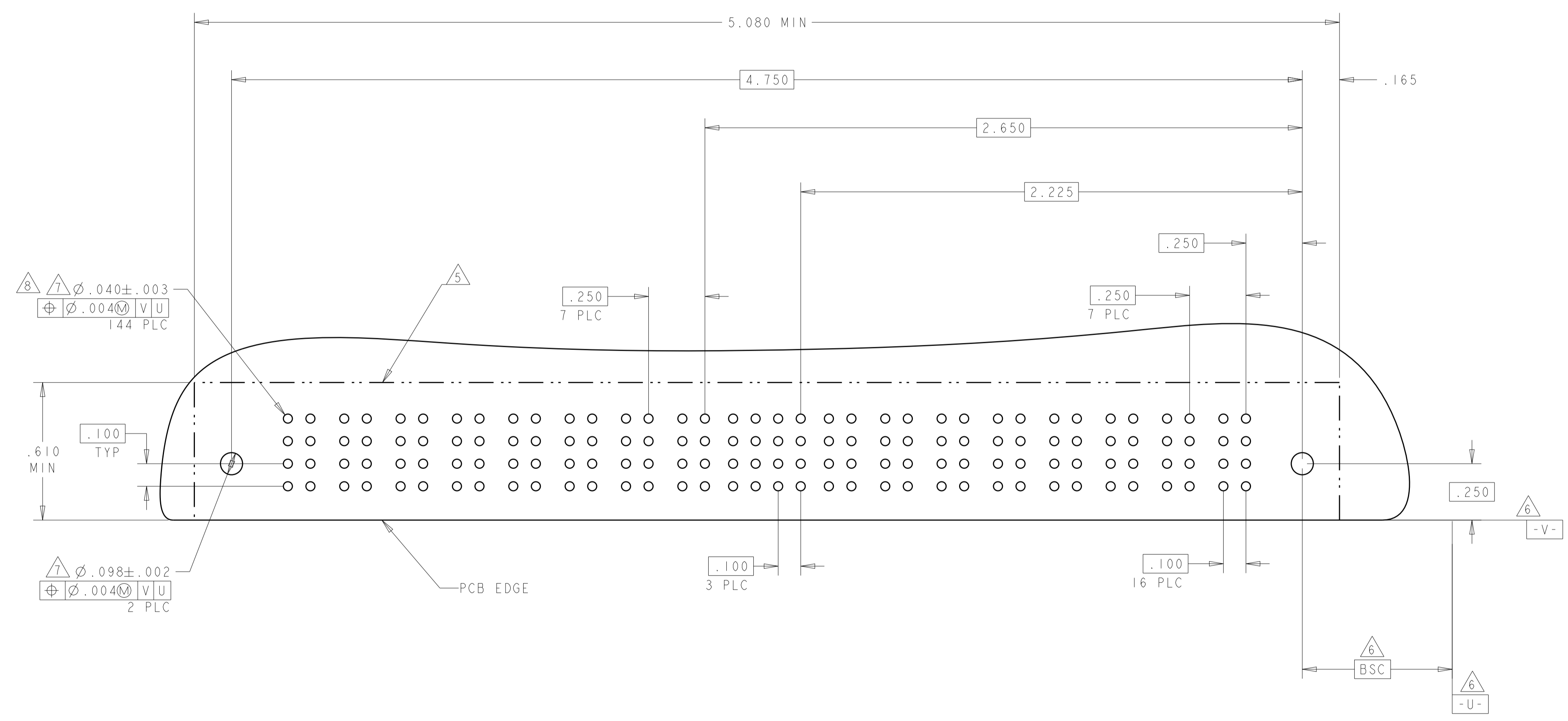
Customer Drawing

SCALE: 3:1 SHEET 11 OF 16 REV: G1

LOC	DIST	REVISIONS			
P	LTN	DESCRIPTION	DATE	OWN	APVD
GP	00	SEE SHEET 1	-	-	-

PART NUMBER	ROWS	POWER							SIGNAL				POWER							HD			
		P16	P15	P14	P13	P12	P11	P10	P9	4	3	2	1	P8	P7	P6	P5	P4	P3		P2	P1	
3-6450160-9	D									H	H	H	H										
	C	RM	RM	RM	RM	RM	RM	RM	RM	G	G	G	G	RM	RM	RM	RM	RM	RM	RM	RM		
	B									F	F	F	F										
	A	HD								E	E	E	E									HD	
8P + 16S + 8P																							

(D5)



THIS DRAWING IS A CONTROLLED DOCUMENT.

OWN: R. GRZYBOWSKI 21FEB05  
 CHK: M. PERCHERKE 21FEB05  
 APVD: M. PERCHERKE 21FEB05

**STE** TE Connectivity

NAME: RIGHT ANGLE RECEPTACLE ASSEMBLY WITH GUIDES MULTI-BEAM XL

PRODUCT SPEC: 108-1973  
 APPLICATION SPEC: 114-13038  
 SIZE: A100779 C=6450160  
 WEIGHT: -  
 MATERIAL: Customer Drawing

DIMENSIONS: INCHES  
 TOLERANCES UNLESS OTHERWISE SPECIFIED:  
 0 PLC ±.  
 1 PLC ±.01  
 2 PLC ±.01  
 3 PLC ±.005  
 4 PLC ±.002  
 ANGLES ±.7°  
 FINISH

SCALE: 3:1 SHEET 12 OF 16 REV: G1

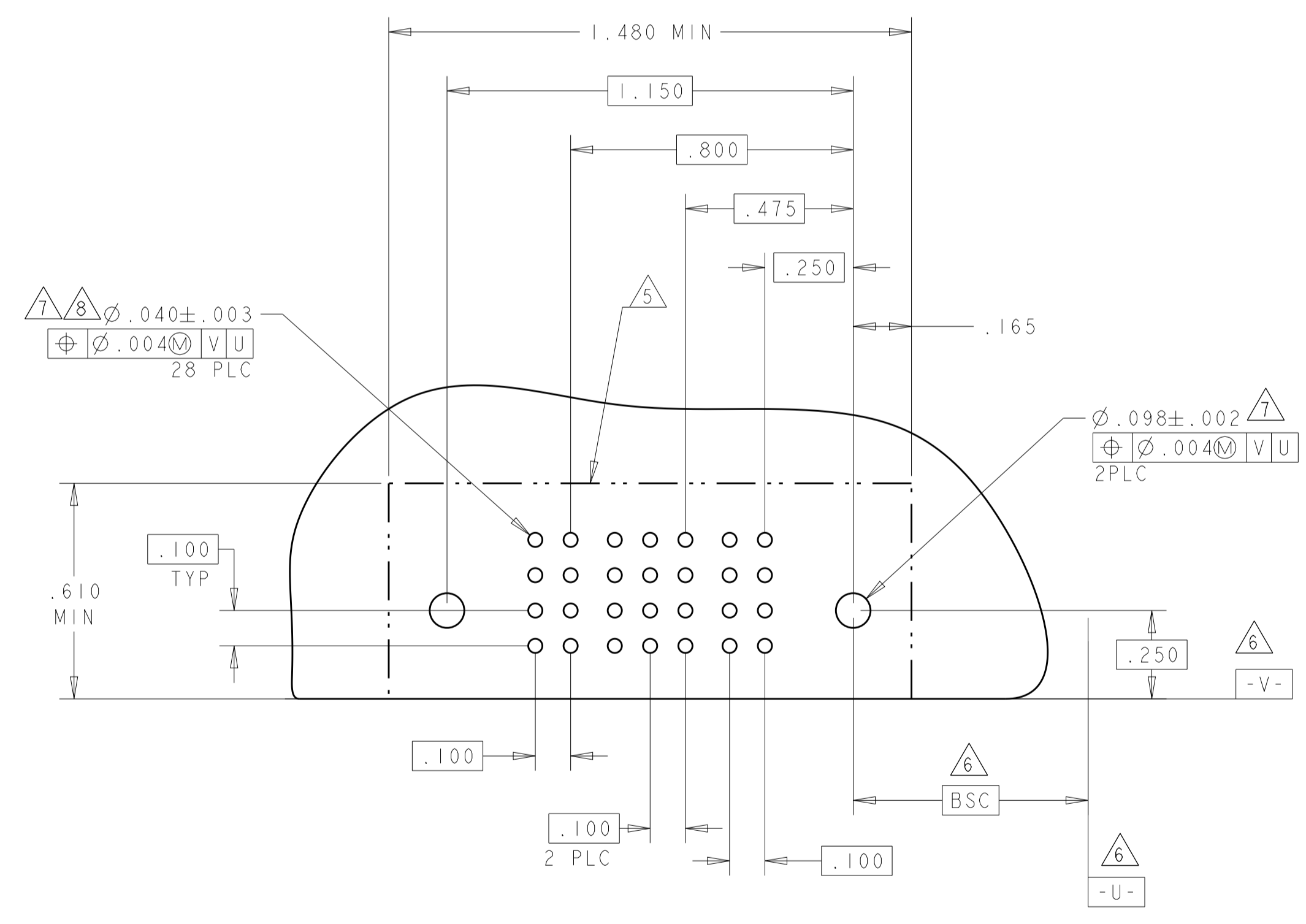
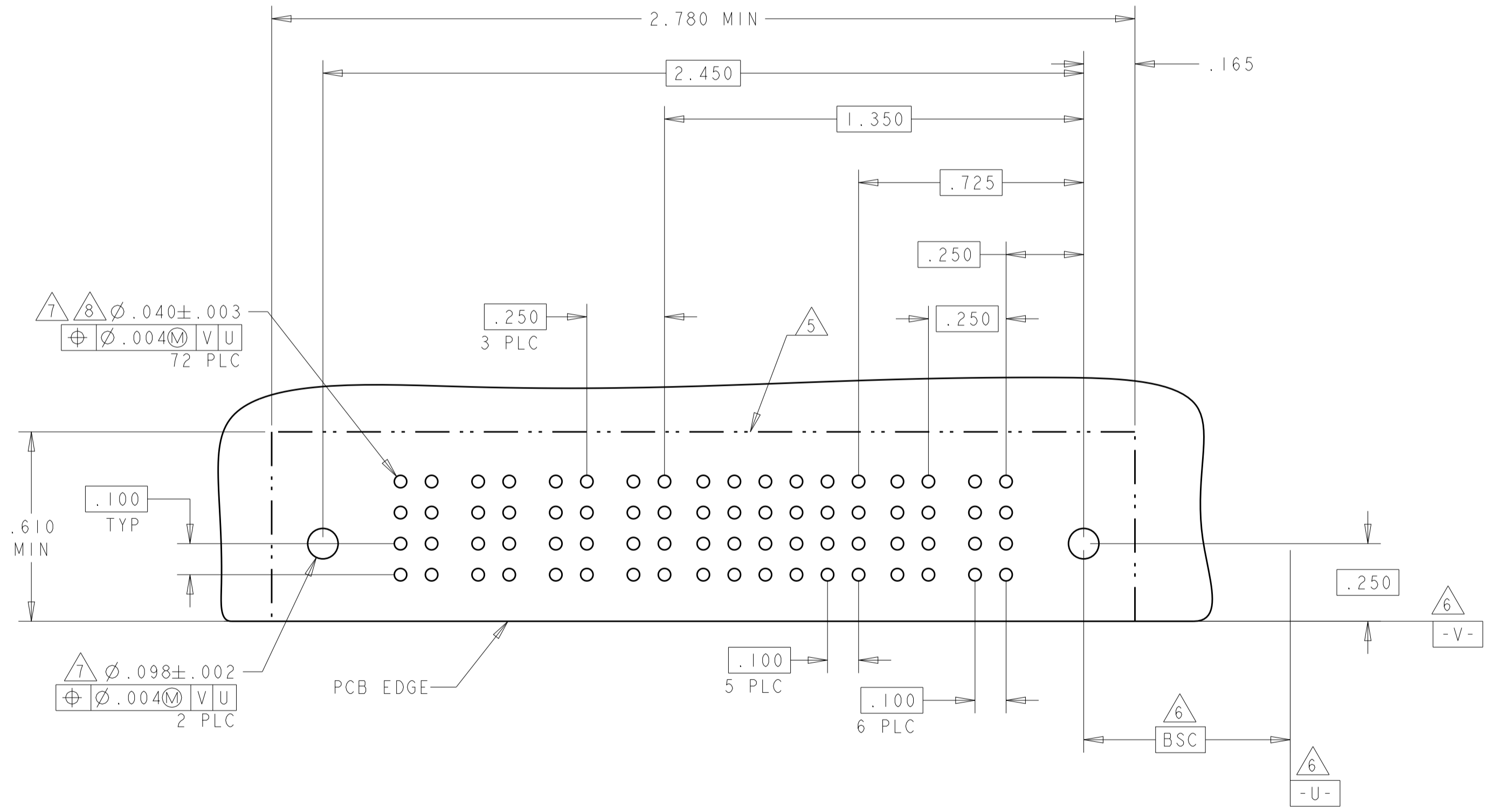
LOC		DIST		REVISIONS				
GP	00	P	LTN	DESCRIPTION	DATE	OWN	APVD	
		-		SEE SHEET 1				

PART NUMBER	ROWS	POWER				SIGNAL						POWER	
		P6	P5	P4	P3	6	5	4	3	2	1	P2	P1
4-6450160-0	D	RM	RM	RM	RM	H	H	H	H	H	H	RM	RM
	C					G	G	G	G	G	G		
	B					F	F	F	F	F	F		
	A					E	E	E	E	E	E		

2P + 24S + 4P

PART NUMBER	ROWS	POWER		SIGNAL			POWER	
		P2	3	2	1	P1		
4-6450160-1	D	RM	RM	H	H	H	RM	RM
	C			G	G	G		
	B			F	F	F		
	A			E	E	E		

1P + 12S + 1P



THIS DRAWING IS A CONTROLLED DOCUMENT.

DIMENSIONS: INCHES

TOLERANCES UNLESS OTHERWISE SPECIFIED:

0 PLC	±
1 PLC	±.01
2 PLC	±.005
3 PLC	±.002
4 PLC	±.002
ANGLES	±.2°

MATERIAL: FINISH

Customer Drawing

OWN: R. GRZYBOWSKI 21FEB05  
 CHK: M. PERCHERKE 21FEB05  
 APVD: M. PERCHERKE 21FEB05

NAME: RIGHT ANGLE RECEPTACLE ASSEMBLY WITH GUIDES MULTI-BEAM XL

PRODUCT SPEC: 108-1973  
 APPLICATION SPEC: 114-13038

SIZE: A1  
 CAGE CODE: 6450160  
 DRAWING NO: 100779

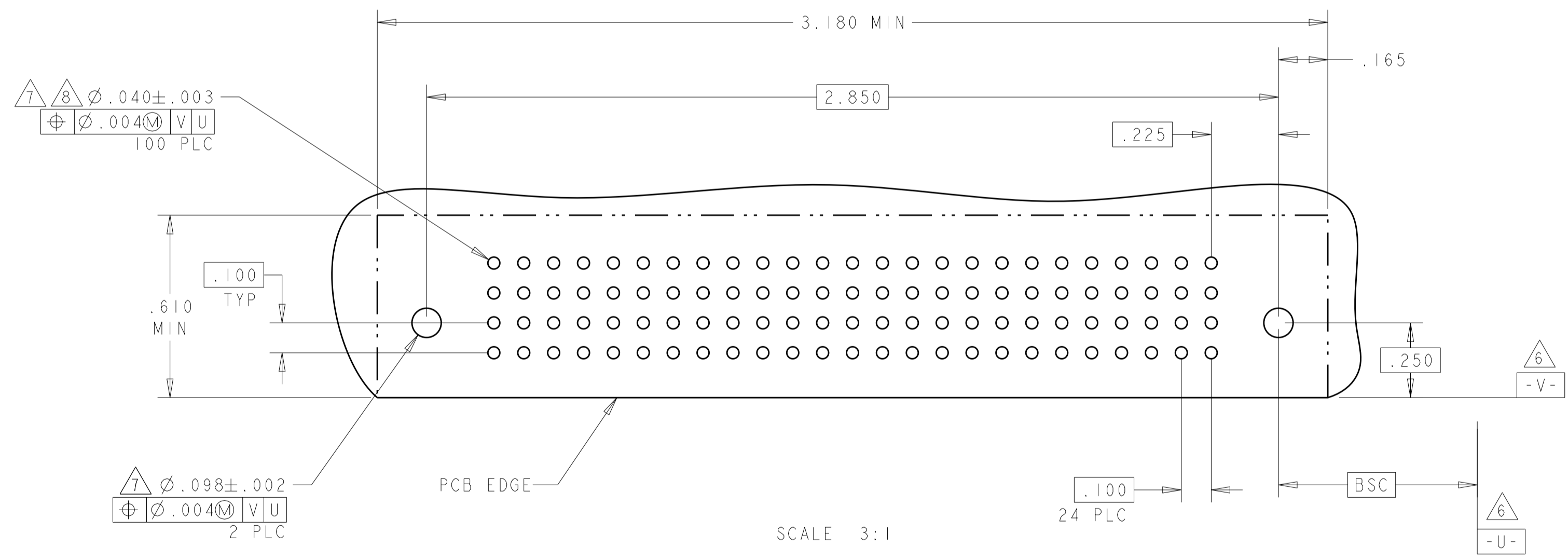
RESTRICTED TO: -

SCALE: 3:1  
 SHEET: 13 OF 16  
 REV: G1

TE Connectivity

LOC	DIST	REVISIONS			
P	LTN	DESCRIPTION	DATE	DWN	APVD
-	-	SEE SHEET 1	-	-	-

PART NUMBER	ROWS	SIGNAL																									
		25	24	23	22	21	20	19	18	17	16	15	14	13	12	11	10	9	8	7	6	5	4	3	2	1	
4-6450160-4	D	H	H	H	H	H	H	H	H	H	H	H	H	H	H	H	H	H	H	H	H	H	H	H	H	H	
	C	G	G	G	G	G	G	G	G	G	G	G	G	G	G	G	G	G	G	G	G	G	G	G	G	G	
	B	F	F	F	F	F	F	F	F	F	F	F	F	F	F	F	F	F	F	F	F	F	F	F	F	F	
	A	E	E	E	E	E	E	E	E	E	E	E	E	E	E	E	E	E	E	E	E	E	E	E	E	E	
100S		HD																									HD

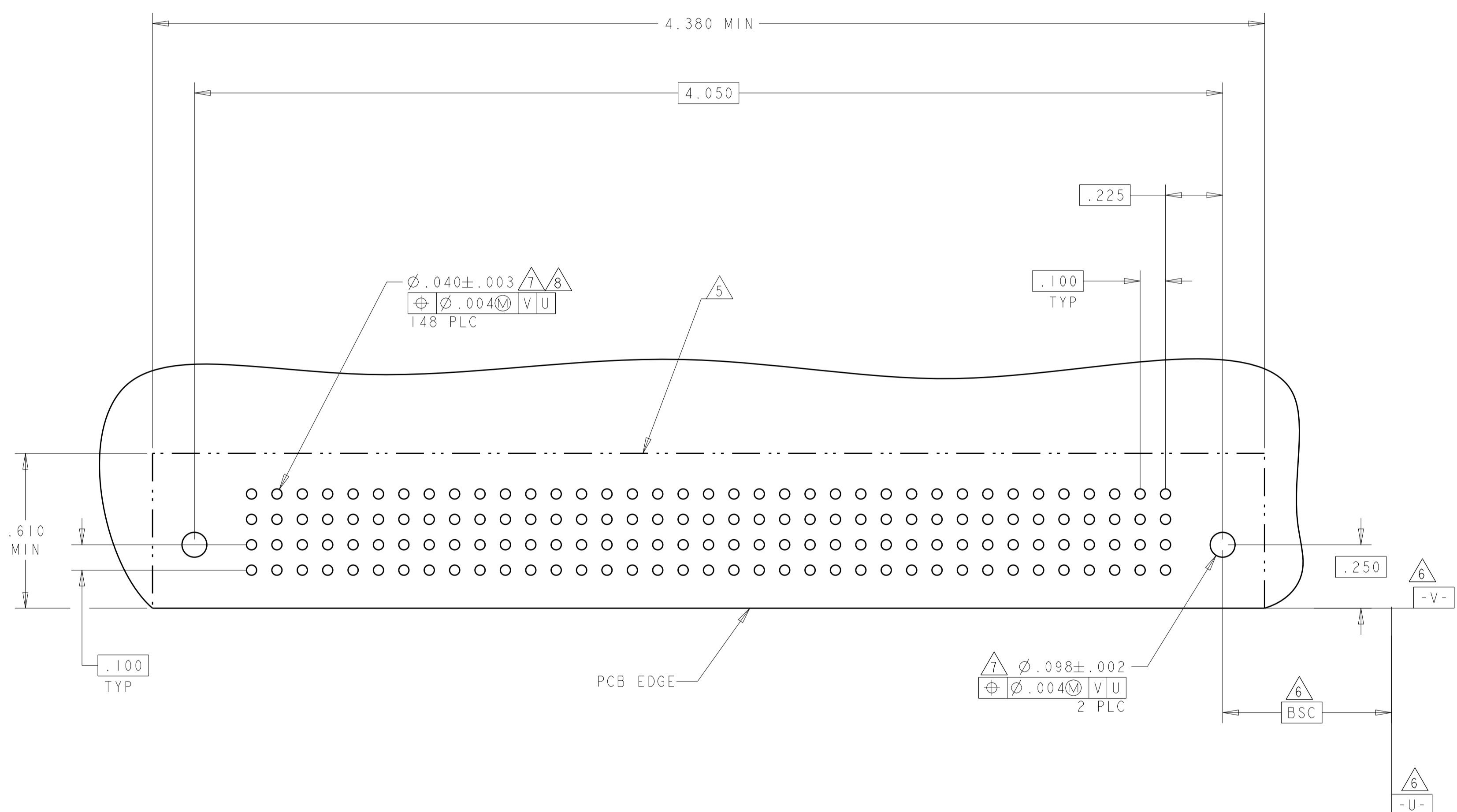
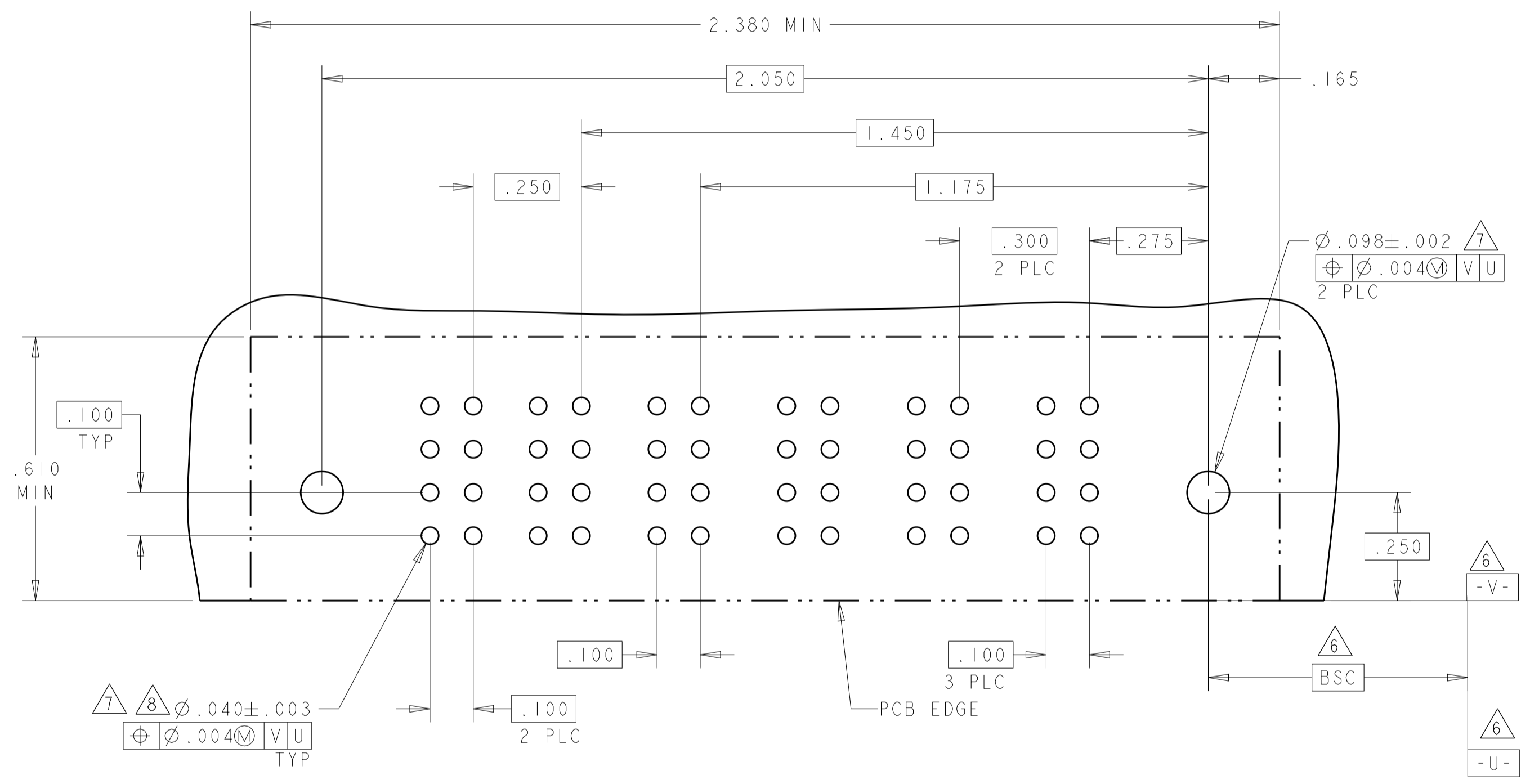


THIS DRAWING IS A CONTROLLED DOCUMENT.		DWN: R. GRZYBOWSKI 21FEB05	TE Connectivity
DIMENSIONS: INCHES		CHK: M. PERCHERKE 21FEB05	
TOLERANCES UNLESS OTHERWISE SPECIFIED:		APVD: M. PERCHERKE 21FEB05	NAME: RIGHT ANGLE RECEPTACLE ASSEMBLY WITH GUIDES MULTI-BEAM XL
0 PLC ±. 1 PLC ±. 2 PLC ±.01 3 PLC ±.005 4 PLC ±.002 ANGLES ±7°		PRODUCT SPEC: 108-1973	SIZE: A100779
MATERIAL: FINISH:		APPLICATION SPEC: 114-13038	CAGE CODE: C=6450160
		WEIGHT: -	RESTRICTED TO: -
		Customer Drawing	SCALE 3:1 SHEET 14 OF 16 REV G1

LOC	DIST	REVISIONS			
P	LTN	DESCRIPTION	DATE	DWN	APVD
-	-	SEE SHEET 1	-	-	-

PART NUMBER	ROWS	POWER		SIGNAL		POWER			
		P5	P4	2	1	P3	P2	P1	
2-6450160-7	D	RM	RM	H	H	RM	RM	RM	
	C			G	G				
	B			F	F				
	A			E	E				
3ACP + 8S + 2P		HD		HD		HD		HD	

PART NUMBER	ROWS	SIGNAL																																						
		37	36	35	34	33	32	31	30	29	28	27	26	25	24	23	22	21	20	19	18	17	16	15	14	13	12	11	10	9	8	7	6	5	4	3	2	1		
4-6450160-6	D	H	H	H	H	H	H	H	H	H	H	H	H	H	H	H	H	H	H	H	H	H	H	H	H	H	H	H	H	H	H	H	H	H	H	H	H	H	H	
	C	G	G	G	G	G	G	G	G	G	G	G	G	G	G	G	G	G	G	G	G	G	G	G	G	G	G	G	G	G	G	G	G	G	G	G	G	G	G	
	B	F	F	F	F	F	F	F	F	F	F	F	F	F	F	F	F	F	F	F	F	F	F	F	F	F	F	F	F	F	F	F	F	F	F	F	F	F	F	
	A	E	E	E	E	E	E	E	E	E	E	E	E	E	E	E	E	E	E	E	E	E	E	E	E	E	E	E	E	E	E	E	E	E	E	E	E	E	E	E
148S		HD		HD		HD		HD		HD		HD		HD		HD		HD		HD		HD		HD		HD		HD		HD		HD		HD		HD		HD		HD



THIS DRAWING IS A CONTROLLED DOCUMENT.

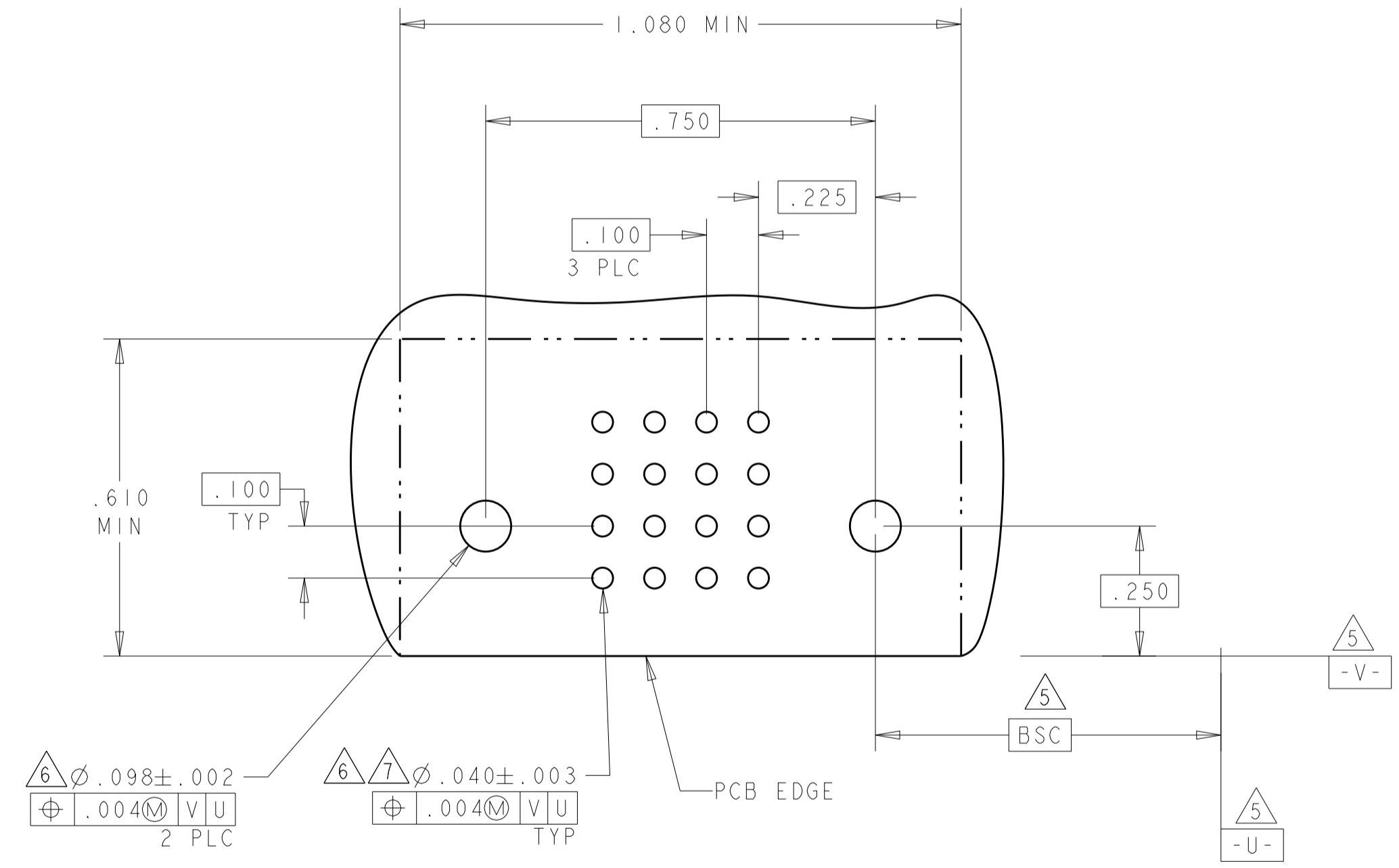
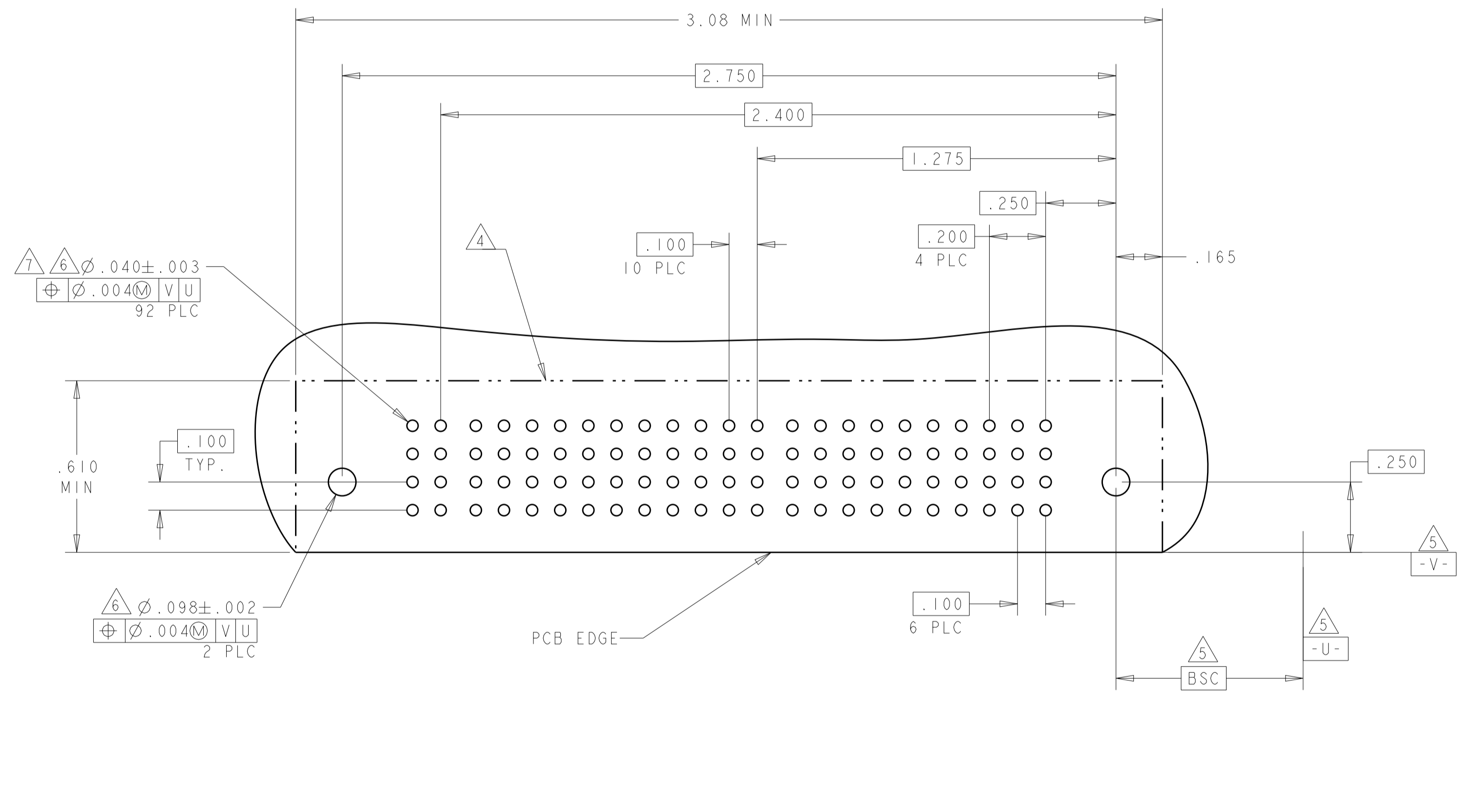
DIMENSIONS:	TOLERANCES UNLESS OTHERWISE SPECIFIED:	DWN: R. GRZYBOWSKI 21FEB05	CHK: M. PERCHERKE 21FEB05	APVD: M. PERCHERKE 21FEB05	NAME: RIGHT ANGLE RECEPTACLE ASSEMBLY WITH GUIDES MULTI-BEAM XL
INCHES	0 PLC ± .01 1 PLC ± .01 2 PLC ± .01 3 PLC ± .005 4 PLC ± .002 ANGLES ± .2°	PRODUCT SPEC: 108-1973	APPLICATION SPEC: 114-13038	WEIGHT: -	SIZE: A100779
MATERIAL:	FINISH:	Customer Drawing	SCALE: 3:1	SHEET: 15 OF 16	REV: G1

4805 (3/11)

LOC	DIST	REVISIONS			
P	LTN	DESCRIPTION	DATE	DMN	APVD
-	-	SEE SHEET 1	-	-	-

PART NUMBER	ROWS	SIGNAL										POWER					
		P6	I1	I0	9	8	7	6	5	4	3	2	1	P5	P4	P3	P2
4-6450160-8	D C B A	H	H	H	H	H	H	H	H	H	H	H	RM	RM	RM	RM	RM
		G	G	G									RM	RM	RM	RM	RM
		F	F		F	F	F	F	F	F	F	F	RM	RM	RM	RM	RM
		E	E	E	E	E	E	E	E	E	E	E	RM	RM	RM	RM	RM
5P + 44S + IP		HD															HD

PART NUMBER	ROWS	SIGNAL			
		4	3	2	1
4-6450160-9	D	H	H	H	H
	C	G	G	G	G
	B	F	F	F	F
	A	E	E	E	E
16S		HD			HD



THIS DRAWING IS A CONTROLLED DOCUMENT.		DMN: R. GRZYBOWSKI 21FEB05		TE Connectivity	
DIMENSIONS: INCHES		CHK: M. PERCHERKE 21FEB05		NAME: RIGHT ANGLE RECEPTACLE ASSEMBLY WITH GUIDES MULTI-BEAM XL	
TOLERANCES UNLESS OTHERWISE SPECIFIED:		APVD: M. PERCHERKE 21FEB05	SIZE: CAGE CODE DRAWING NO: 114-13038		
0 PLC ± .01		PRODUCT SPEC: 108-1973	RESTRICTED TO: A100779C=6450160		
1 PLC ± .01		APPLICATION SPEC: 114-13038	SCALE: 3:1 SHEET 16 OF 16 REV: G1		
2 PLC ± .01		WEIGHT: -	Customer Drawing		
3 PLC ± .005					
4 PLC ± .002					
ANGLES ± .2°					
FINISH					



Компания «Life Electronics» занимается поставками электронных компонентов импортного и отечественного производства от производителей и со складов крупных дистрибьюторов Европы, Америки и Азии.

С конца 2013 года компания активно расширяет линейку поставок компонентов по направлению коаксиальный кабель, кварцевые генераторы и конденсаторы (керамические, пленочные, электролитические), за счёт заключения дистрибьюторских договоров

Мы предлагаем:

- Конкуренеспособные цены и скидки постоянным клиентам.
- Специальные условия для постоянных клиентов.
- Подбор аналогов.
- Поставку компонентов в любых объемах, удовлетворяющих вашим потребностям.
- Приемлемые сроки поставки, возможна ускоренная поставка.
- Доставку товара в любую точку России и стран СНГ.
- Комплексную поставку.
- Работу по проектам и поставку образцов.
- Формирование склада под заказчика.
- Сертификаты соответствия на поставляемую продукцию (по желанию клиента).
- Тестирование поставляемой продукции.
- Поставку компонентов, требующих военную и космическую приемку.
- Входной контроль качества.
- Наличие сертификата ISO.

В составе нашей компании организован Конструкторский отдел, призванный помогать разработчикам, и инженерам.

Конструкторский отдел помогает осуществить:

- Регистрацию проекта у производителя компонентов.
- Техническую поддержку проекта.
- Защиту от снятия компонента с производства.
- Оценку стоимости проекта по компонентам.
- Изготовление тестовой платы монтаж и пусконаладочные работы.



Тел: +7 (812) 336 43 04 (многоканальный)

Email: [org@lifeelectronics.ru](mailto:org@lifeelectronics.ru)