

TMS-SCE

Military grade heat shrinkable wire identification sleeves

TMS-SCE marker sleeves are designed to meet the wire and cable marking needs of manufacturers with high performance requirements. Made from durable, flame retarded, radiation-crosslinked heat-shrinkable polyolefin, TMS-SCE marker sleeves can be used in a wide variety of applications. The marker sleeves meet the performance requirements of SAE-AMS- DTL-23053/5 classes 1 and 3 and the TMS-SCE-2X products are made from tubing fully compliant with this specification. The marks are permanent immediately after printing and remain legible even when exposed to abrasion, aggressive cleaning solvents, and military fuels and oils. The sleeves meet the mark permanence requirements of MIL-M-8 153 1 and MIL-STD-202 both before and after shrinking.


Both 2:1 and 3:1 shrink ratios are available. The 2:1 products provide a thick, rugged sleeve wall and are particularly easy to handle. The lightweight 3:1 products provide extremely fast shrinking and cover a wider range of wire diameters, thus simplifying inventory.

The marker sleeves are designed to be printed by computer-driven dot matrix or thermal transfer printers, providing several advantages in terms of reduced errors, cycle time and cost.

Supplied in a thin, flat "ladder" format, the sleeves are held horizontally between two hole-punched polyester strips. This configuration feeds directly from the storage box into a Tyco-recommended printer. Tyco-recommended ribbons should always be used. The ladder format provides automatic kitting of the marker sleeves in the desired sequence. A standard heat gun with reflector is used to shrink the sleeves onto the wire or cable.

Features and benefits

- Permanent identification sleeves.
- Computer-printable.
- Lightweight for aerospace applications.
- Military specification material and print performance.
- 2:1 and 3:1 shrink ratio.
- CSA Certified.
- UL Recognized, VW all flame tubing test rated.
- Quick recovery for heat sensitive areas.



Temperature rating

Operating temperature range	-55°C to +135°C	-67°F to +275°F
Minimum recovery temperature	+85°C	+185°F
Maximum storage temperature	+40°C	+104°F

Specifications/approvals

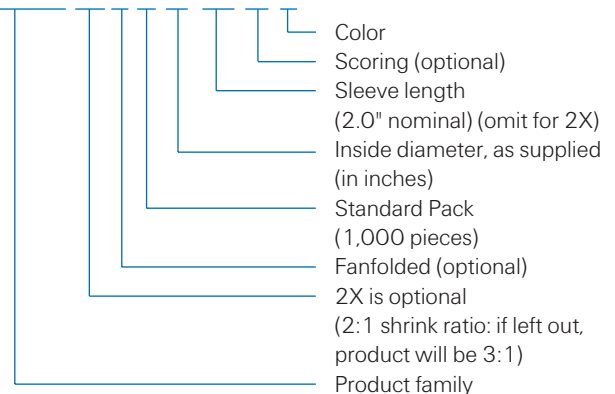
Tyco	RT-1805
Military	SAE-AMS-DTL-23053/5 classes 1 and 3, MIL-M-8153 1, MIL-STD-202F Method 215J
Industry	UL Recognized – Standard 224, file E35586 CSA Certified – File 31929

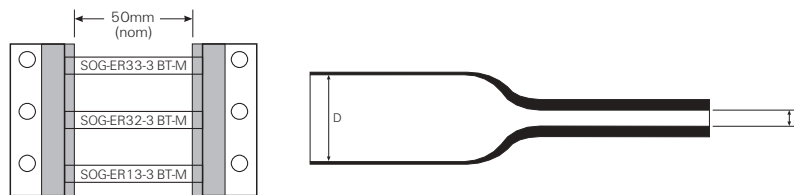
Printer information

Tyco printer	LQ870 (dot matrix) T208M (thermal transfer, low volume) T312M (thermal transfer)
Tyco ribbon	TMS-SIX-RIBBON-A (dot matrix) TMS-101-RIBBON-4RPSCE (thermal transfer for T208M) TMS-RJS-RIBBON-4RPSCE (thermal transfer for T312M)

Part numbering system

TMS-SCE-2X-F1K-1/8-2.0-S1-9





Available sizes and formats

Ordering description	Inside diameter				Recommended use range		Recovered wall thickness		Weight (g/10 pcs.)
	Expanded D (minimum)		Recovered d (maximum)						
	mm	inches	mm	inches	mm	inches	mm	inches	
TMS-SCE-1K-3/32-2.0-<color>	2.36	0.093	0.79	0.031	0.81 - 1.90	0.032 - 0.075	0.53 ± 0.08	0.021 ± 0.003	1.50
TMS-SCE-2X-1K-3/32-<color>	2.36	0.093	1.17	0.046	1.27 - 1.90	0.050 - 0.075	0.51 ± 0.08	0.025 ± 0.003	2.04
TMS-SCE-1K-1/8-2.0-<color>	3.18	0.125	1.07	0.042	1.11 - 2.66	0.044 - 0.105	0.58 ± 0.08	0.023 ± 0.003	2.03
TMS-SCE-2X-1K-1/8-<color>	3.18	0.125	1.58	0.062	1.75 - 2.66	0.069 - 0.105	0.51 ± 0.08	0.025 ± 0.003	2.75
TMS-SCE-1K-3/16-2.0-<color>	4.75	0.187	1.57	0.062	1.75 - 4.06	0.069 - 0.160	0.58 ± 0.08	0.023 ± 0.003	2.68
TMS-SCE-2X-1K-3/16-<color>	4.75	0.187	2.36	0.093	2.54 - 4.06	0.100 - 0.160	0.51 ± 0.08	0.025 ± 0.003	3.62
TMS-SCE-1K-1/4-2.0-<color>	6.35	0.250	2.11	0.083	2.31 - 5.46	0.091 - 0.215	0.58 ± 0.08	0.023 ± 0.003	3.51
TMS-SCE-2X-1K-1/4-<color>	6.35	0.250	3.18	0.125	3.81 - 5.46	0.150 - 0.215	0.64 ± 0.08	0.025 ± 0.003	5.94
TMS-SCE-1K-3/8-2.0-<color>	9.53	0.375	3.18	0.125	3.47 - 8.12	0.137 - 0.320	0.61 ± 0.08	0.024 ± 0.003	5.04
TMS-SCE-2X-1K-3/8-<color>	9.53	0.375	4.75	0.187	5.59 - 8.12	0.220 - 0.320	0.64 ± 0.08	0.025 ± 0.003	8.50
TMS-SCE-1K-1/2-2.0-<color>	12.70	0.500	4.22	0.166	4.64 - 10.79	0.183 - 0.425	0.61 ± 0.08	0.024 ± 0.003	6.81
TMS-SCE-2X-1K-1/2-<color>	12.70	0.500	6.35	0.250	6.99 - 10.79	0.275 - 0.425	0.64 ± 0.08	0.025 ± 0.003	11.45
TMS-SCE-1K-3/4-2.0-<color>	19.05	0.750	6.35	0.250	6.99 - 16.25	0.275 - 0.640	0.61 ± 0.08	0.024 ± 0.003	12.03
TMS-SCE-2X-1K-3/4-<color>	19.05	0.750	9.53	0.375	10.16 - 16.25	0.400 - 0.640	0.76 ± 0.08	0.030 ± 0.003	20.63
TMS-SCE-1K-1-2.0-<color>	25.40	1.000	8.46	0.333	9.29 - 21.59	0.366 - 0.850	0.64 ± 0.08	0.025 ± 0.003	15.35
TMS-SCE-1K-1 1/2-2.0-<color>	38.10	1.500	19.05	0.750	20.95 - 33.02	0.825 - 1.300	0.51 ± 0.08	0.020 ± 0.003	27.51
TMS-SCE-1K-2-2.0-<color>	50.80	2.000	25.40	1.000	27.94 - 44.95	1.100 - 1.750	0.64 ± 0.08	0.025 ± 0.003	47.27
TMS-SCE-1K-2 1/4-2.0-<color>	57.15	2.250	19.05	0.750	22.32 - 50.80	0.880 - 2.000	0.76 ± 0.08	0.030 ± 0.003	42.06

Total width as supplied 90.18 mm (3.550 inches) including tape and carrier width.

Options

Prescoring	Perforated score to produce multiple markers from each sleeve.									
	Number of prescores		1 prescore		2 prescores		3 prescores			
	Code		S1		S2		S3			
Package sizes	Standard		1K - 1000-piece packs							
	Nonstandard		Smaller and larger pack sizes are available. Please contact Tyco.							
	Fanfolded		Fanfolded option available for use with dot matrix printers							
Colors	Standard		Yellow		White					
	Code		4		9					
	Nonstandard		Red	Pink	Orange	Green	Blue	Violet	Gray	Black
	Code		2	2L	3	5	6	7	8	0
Note:		2X products meet the color requirements of MIL-STD-104 class 1; otherwise colors are pastel for print contrast.								

Ordering information: Specify product name, pack size, sleeve size, prescore format, and color.

Ordering example: TMS-SCE-1K-1/8-2.0-S1-9 (scored once)

Компания «Life Electronics» занимается поставками электронных компонентов импортного и отечественного производства от производителей и со складов крупных дистрибьюторов Европы, Америки и Азии.

С конца 2013 года компания активно расширяет линейку поставок компонентов по направлению коаксиальный кабель, кварцевые генераторы и конденсаторы (керамические, пленочные, электролитические), за счёт заключения дистрибьюторских договоров

Мы предлагаем:

- Конкурентоспособные цены и скидки постоянным клиентам.
- Специальные условия для постоянных клиентов.
- Подбор аналогов.
- Поставку компонентов в любых объемах, удовлетворяющих вашим потребностям.
- Приемлемые сроки поставки, возможна ускоренная поставка.
- Доставку товара в любую точку России и стран СНГ.
- Комплексную поставку.
- Работу по проектам и поставку образцов.
- Формирование склада под заказчика.
- Сертификаты соответствия на поставляемую продукцию (по желанию клиента).
- Тестирование поставляемой продукции.
- Поставку компонентов, требующих военную и космическую приемку.
- Входной контроль качества.
- Наличие сертификата ISO.

В составе нашей компании организован Конструкторский отдел, призванный помогать разработчикам, и инженерам.

Конструкторский отдел помогает осуществить:

- Регистрацию проекта у производителя компонентов.
- Техническую поддержку проекта.
- Защиту от снятия компонента с производства.
- Оценку стоимости проекта по компонентам.
- Изготовление тестовой платы монтаж и пусконаладочные работы.



Тел: +7 (812) 336 43 04 (многоканальный)

Email: org@lifeelectronics.ru