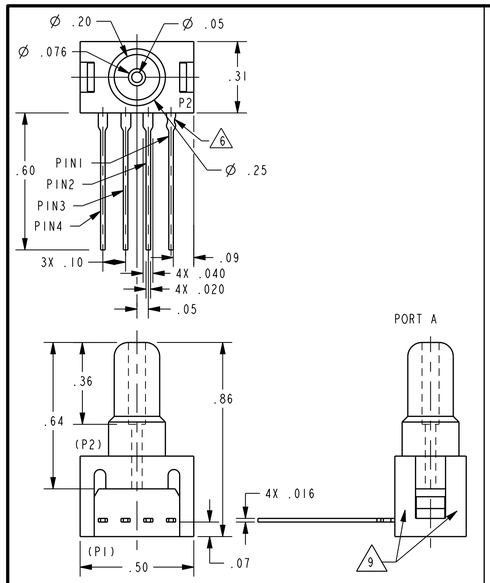


PORT A

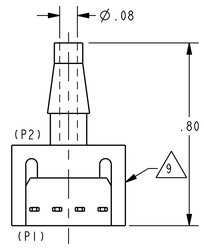


PORT B

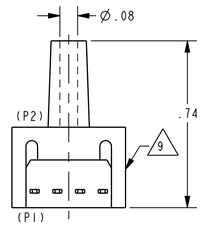


PORT C

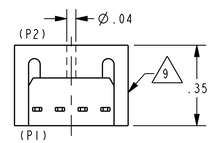


PORT D

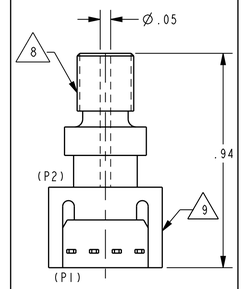


PORT M

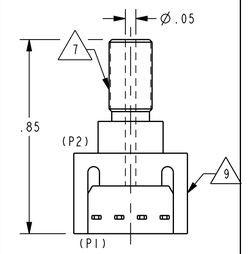


PORT H

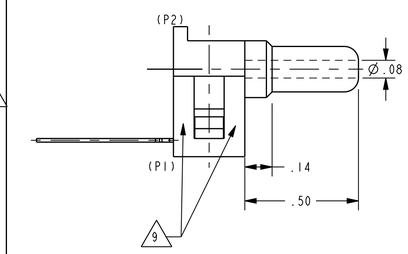


PORT I

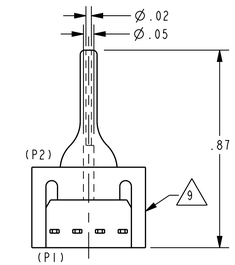


PORT J

| CATALOG LISTING | BRAND DESIGNATION 9 |
|---|---|
| 24PCFFH6G | 4FF6G |
| 24PCEFH6G | 4EF6G |
| 24PCCFH6G | 4CF6G |
| 24PCEFA6G | 4EF6G |
| 24PCAFA6G | 4AF6G |
| 24PCBFA6G | 4BF6G |
| 24PCBFD6G | 4BF6G |
| 24PCBFH6G | 4BF6G |
| 24PCCFA6G | 4CF6G |
| 24PCDFA6G | 4DF6G |
| 24PCFFA6G | 4FF6G |
| 24PCEFD6G | 4EF6G |
| 24PCAFD6G | 4AF6G |
| 24PCAFB6G | 4AF6G |
| 24PCBFB6G | 4BF6G |
| 24PCCFB6G | 4CF6G |
| 24PCCFD6G | 4CF6G |
| 24PCDFB6G | 4DF6G |
| 24PCDFC6G | 4DF6G |
| 24PCDND6G | 4DN6G |
| 24PCFFB6G | 4FF6G |
| 24PCFFC6G | 4FF6G |
| 24PCFFD6G | 4FF6G |
| 24PCFFM6G | 4FF6G |
| 24PCFND6G | 4FN6G |
| 24PCGFA6G | 4GF6G |
| 24PCGFB6G | 4GF6G |
| 24PCGFH6G | 4GF6G |
| 24PCGFM6G | 4GF6G |
| 24PCGND6G | 4GN6D |
| 24PCGNH6G | 4GN6G |
| 24PCEFJ6G | 4EF6G |
| 24PCAND6G | 4AN6G |
| 24PCBND6G | 4BN6G |
| 24PCDFD6G | 4DF6G |
| 24PCAFH6G | 4AF6G |
| 24PCEFM6G | 4EF6G |
| 24PCCFM6G | 4CF6G |
| 24PCAFJ6G | 4AF6G |
| 24PCDFH6G | 4DF6G |

24PC___6G

- STYLE
  - (G) GAGE
- TERMINATION
  - (6) 1 X 4 (.60 IN.)
- PORT
  - (A) STRAIGHT
  - (B) BARB
  - (C) LUER
  - (D) MODULAR
  - (M) 1/4-28 THREAD
  - (H) 5mm THREAD
  - (I) 90°
  - (J) SMALL NEEDLE
  - (K) -90°
- SEAL
  - (F) FLUOROSILICONE (50 DURO)
  - (N) NEOPRENE
- PRESSURE
  - (A) 1 PSI
  - (B) 5 PSI
  - (C) 15 PSI
  - (D) 30 PSI
  - (E) .5 PSI
  - (F) 100 PSI
  - (G) 250 PSI

GENERAL OPERATING CHARACTERISTICS
(ELECTRICAL PERFORMANCE AT 10.00±0.01 VDC EXCITATION, 25°C)

| PARAMETERS | PRESSURE RANGES (PSI) | MIN | TYP | MAX | UNITS |
|---|---|---|---|---|---|
| NULL OFFSET | ALL | -30 | 0 | +30 | mV |
| NULL SHIFT 2 0° TO 25°C OR 25° TO 50°C | | | ±1.0 | | |
| SPAN 1 | 0 TO .5 G | 25 | 35 | 45 | |
| | 0 TO 1 G | 30 | 45 | 60 | |
| P2 > P1 | 0 TO 5 G | 85 | 115 | 145 | |
| | 0 TO 15 G | 165 | 225 | 285 | |
| | 0 TO 30 G | 240 | 330 | 420 | |
| | 0 TO 100 G | 156 | 225 | 294 | |
| | 0 TO 250 G | 144 | 212 | 280 | |
| SENSITIVITY SHIFT 2 | | | | | |
| 0° TO 25°C OR 25° TO 50°C | ALL | | | | |
| P2 > P1 | | | | | %SPAN |
| AT 10 VDC | | | ±5.0 | | |
| AT 2 mA | | | | | |
| LINEARITY P2 > P1 | ALL | | .2 | 1.0 | |
| (BFSL) P1 > P2 | | | | | |
| REPEATABILITY & HYSTERESIS | | | ±.5 | | |
| STABILITY OVER 1 YEAR | ALL | | | | |
| EXCITATION VOLTAGE | | | ±1.5 | | |
| INPUT RESISTANCE | | 4.0K | 5.0K | 6.0K | OHMS |
| OUTPUT RESISTANCE | | 4.0K | 5.0K | 6.0K | OHMS |
| (P1 > P2) (P2 > P1) | 0 TO .5 G | | | 20 | PSI |
| OVERPRESSURE AT 25°C | 0 TO 1 G | | | 20 | |
| | 0 TO 5 G | | | 20 | |
| | 0 TO 15 G | | | 45 | |
| | 0 TO 30 G | | | 60 | |
| | 0 TO 100 G | | | 200 | |
| | 0 TO 250 G | | | 500 | |
| TEMPERATURE | | | | | |
| STORAGE | ALL | -55° TO +100°C (-67°F TO +212°F) | | | |
| OPERATE | | -40° TO +85°C (-40°F TO +185°F) | | | |

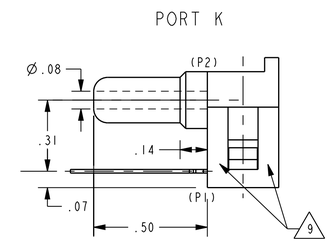


PORT K

CIRCUIT DIAGRAM

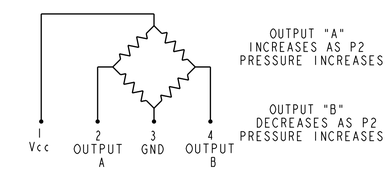


| METRIC | INCHES |
|---|---|
| 0,41 | .016 |
| 0,51 | .020 |
| 1,02 | .040 |
| 1,3 | .05 |
| 1,8 | .07 |
| 2,0 | .08 |
| 2,3 | .09 |
| 2,5 | .10 |
| 3,6 | .14 |
| 5,1 | .20 |
| 6,4 | .25 |
| 7,9 | .31 |
| 8,9 | .35 |
| 12,7 | .50 |
| 15,3 | .60 |
| 18,8 | .74 |
| 20,4 | .80 |
| 21,6 | .85 |
| 21,8 | .86 |
| 22,1 | .87 |
| 23,9 | .94 |

NOTES

1. SPAN IS THE ALGEBRAIC DIFFERENCE BETWEEN END POINTS (OUTPUT AT MINIMUM AND MAXIMUM PRESSURE)
2. TEMPERATURE ERROR IS CALCULATED WITH RESPECT TO 25°C AND EXPRESSES THE DEVIATION THAT COULD OCCUR AS TEMPERATURE IS RAISED OR LOWERED TO LIMITS INDICATED
3 - INPUT MEDIA LIMITED ONLY TO THOSE MATERIALS THAT WILL NOT ATTACK POLYESTER, SILICON, BUNA-N OR FLUROSILICONE
4 - TERMINALS ARE PLATED FOR SOLDERING
5 - LIMIT SOLDERING TO 315° FOR 10 SECONDS MAX
6. PIN 1 IS IDENTIFIED BY NOTCH IN LEAD
7. M5 THREADED PRODUCT:
   RECOMMENDED TORQUE FOR SEALING: 4 IN-LBS
   DO NOT EXCEED 6 IN-LBS OF TORQUE
   SIZE 007 O-RING
   O-RING COUNTERBORE DIMENSIONS: Ø.300±.003 X ↧.040
8. 1/4-28 UNF THREADED PRODUCT:
   RECOMMENDED TORQUE FOR SEALING: 8 IN-LBS
   DO NOT EXCEED 12 IN-LBS OF TORQUE
   SIZE 009 O-RING
   O-RING COUNTERBORE DIMENSIONS: Ø.360±.003 X ↧.040±.002
9. BRAND 5 DIGIT LISTING AND 6 DIGIT DATE CODE (YYYYWW). ALTERNATE FORMAT OF CATALOG LISTING BRAND IS THE ENTIRE CATALOG LISTING

ANSI Y14.5M-1982 APPLIES

THIS DRAWING COVERS A PROPRIETARY ITEM AND IS THE PROPERTY OF MICRO SWITCH. A DIVISION OF HONEYWELL. THIS DRAWING IS NOT TO BE COPIED OR USED WITHOUT THE APPROVAL OF MICRO SWITCH.

FED. MFG. CODE 91929
MICRO SWITCH a Honeywell Division

BRIDGE PRESSURE SENSOR

CATALOG LISTING
24PC SERIES CHART 5

THIRD ANGLE PROJECTION
SCALE 3 : 1
DO NOT SCALE PRINT

UNLESS OTHERWISE SPECIFIED TOLERANCES ARE

| | | |
|---|---|---|
| ONE PLACE | (.0) | ±.030 |
| TWO PLACE | (.00) | ±.015 |
| THREE PLACE | (.000) | ±.005 |
| ANGLES | | ± |

WEIGHT 2 OZ.

M 24PC SERIES CHART 5 | PAGE 1 OF 1 | RELEASE NO. PR-20112 | REPLACES -
DRAWING NUMBER 27 | ISSUE CMH | 17DEC12 | CHECK | REVISIONS
H 0013886 CMH 28JUN05 | J 0016693 RS 11NOV05 | K 0026116 RS 07NOV06 | L 0027595 RS 12JAN07 | M 0034073 CH 26SEP07 | N 0096649 RS 17DEC12
28JUN05 | AK | CHECK | 23JAN01 | SAV | CHECK | 23JAN01 | 2D | PTC/CAD | DRAWN S A V 23JAN01

ООО «ЛайфЭлектроникс» “LifeElectronics” LLC

ИНН 7805602321 КПП 780501001 Р/С 40702810122510004610 ФАКБ "АБСОЛЮТ БАНК" (ЗАО) в г.Санкт-Петербурге К/С 30101810900000000703 БИК 044030703

*Компания «Life Electronics» занимается поставками электронных компонентов импортного и отечественного производства от производителей и со складов крупных дистрибьюторов Европы, Америки и Азии.*

*С конца 2013 года компания активно расширяет линейку поставок компонентов по направлению коаксиальный кабель, кварцевые генераторы и конденсаторы (керамические, пленочные, электролитические), за счёт заключения дистрибьюторских договоров*

*Мы предлагаем:*

- *Конкурентоспособные цены и скидки постоянным клиентам.*
- *Специальные условия для постоянных клиентов.*
- *Подбор аналогов.*
- *Поставку компонентов в любых объемах, удовлетворяющих вашим потребностям.*

- *Приемлемые сроки поставки, возможна ускоренная поставка.*
- *Доставку товара в любую точку России и стран СНГ.*
- *Комплексную поставку.*
- *Работу по проектам и поставку образцов.*
- *Формирование склада под заказчика.*

- *Сертификаты соответствия на поставляемую продукцию (по желанию клиента).*
- *Тестирование поставляемой продукции.*
- *Поставку компонентов, требующих военную и космическую приемку.*
- *Входной контроль качества.*
- *Наличие сертификата ISO.*

*В составе нашей компании организован Конструкторский отдел, призванный помогать разработчикам, и инженерам.*

*Конструкторский отдел помогает осуществить:*

- *Регистрацию проекта у производителя компонентов.*
- *Техническую поддержку проекта.*
- *Защиту от снятия компонента с производства.*
- *Оценку стоимости проекта по компонентам.*
- *Изготовление тестовой платы монтаж и пусконаладочные работы.*

*Тел: +7 (812) 336 43 04 (многоканальный)*
*Email: org@lifeelectronics.ru*

***www.lifeelectronics.ru***