



SS39ET/SS49E/SS59ET Series Linear Hall-effect Sensor ICs



Magnetoresistive Sensor ICs

The SS39ET/SS49E/SS59ET Series low-cost linear Hall-effect sensor ICs are small, versatile devices that are operated by the magnetic field from a permanent magnet or an electromagnet. They are designed and manufactured for cost competitiveness.

The linear sourcing output voltage is set by the supply voltage and varies in proportion to the strength of the magnetic field. Low voltage capability as low as 2.7 Vdc and reduced current consumption of only 6 mA typically at 5 Vdc help make this product energy efficient.

The integrated circuitry features low noise output, which makes it unnecessary to use external filtering. These sensor ICs interface with many electrical components without buffering. They also include thin film resistors to provide increased temperature stability and accuracy.

These linear Hall-effect sensor ICs have an operating temperature range of -40 °C to 100°C [-40 °F to 212 °F], appropriate for industrial and medical environments. Thermal balancing allows for stable operation over the full temperature range.

They are available in three package styles, all of which may be supplied on tape for automated, lower-cost assembly:

- **SOT-23:** SS39ET. This small footprint takes up less space on the PC board, typically allowing for more components.
- **Flat TO-92-style, with different lead configurations:** SS49E, SS49E-L, SS49E-F.
- **SOT-89B:** SS59ET.

Key Features

- **Miniature and subminiature construction:** Designed for compact designs with tight space requirements
- **Energy efficient:** Low current consumption of 6 mA at 5 Vdc
- **Easy PC board interface:** Single current sourcing output for common electronic circuits
- **Circuit design flexibility:** Voltage range of 2.7 Vdc to 6.5 Vdc
- **Low noise output:** Virtually eliminates the need for filtering
- **Stable output:** Thin film resistors improve accuracy
- **Wide range of environments:** Temperature range of -40 °C to 100 °C [-40 °F to 212 °F]
- **Application flexibility:** Responds to either positive or negative Gauss

Potential Applications

INDUSTRIAL

- Basic current sensing for motor load monitoring, detection
- Anti-tampering magnetic field sensor in smart remote utility meters
- Pump control in heavy-duty equipment and household appliances
- Simple linear or angular displacement sensing
- Handlebar/throttle position sensing in e-bikes and scooters
- Current sensing in appliances
- Speed adjustment trigger in tools and appliances
- Magnetic code reading in safes, security and building access control systems

MEDICAL

- Position sensing in infusion pumps

COST COMPETITIVE • ENERGY EFFICIENT

SS39ET/SS49E/SS59ET Series

Table 1. Operating Characteristics ($V_s = 5.0 \text{ V}$, $T_A = -40^\circ\text{C}$ to 85°C [-40°F to 185°F], except where noted.)

Characteristic	Condition	Min.	Typ.	Max.	Unit
Output type		linear, sourcing			—
Magnetics type		analog			—
Supply voltage	—	2.7	—	6.5	Vdc
Supply current	25°C [77°F]	—	6	10	mA
Output voltage	—	1.0	1.4	1.75	mV/Gauss
Output current	$V_s > 3.0 \text{ V}$	1.0	1.5	1.5	mA
Null	0 Gauss, 25°C	2.25	2.50	2.75	Vdc
Output voltage span	—	1.05 to ($V_s - 1.05$)	0.95 to ($V_s - 0.95$)	—	Vdc
Magnetic range	—	± 650	± 1000	—	Gauss
Sensitivity	25°C	1.0	1.4	1.75	mV/Gauss
Operating temperature	—	-40 [-40]	—	100 [212]	$^\circ\text{C}$ [$^\circ\text{F}$]
Temperature error:					
Null drift	—	-0.10	—	0.10	$\% / ^\circ\text{C}$
Sensitivity drift	$\geq 25^\circ\text{C}$	-0.15	—	0.05	
	$\leq 25^\circ\text{C}$	-0.04	—	0.185	
Linearity	—	—	-0.7	—	% of span
Response time	—	—	3	—	μs

Table 2. Absolute Maximum Ratings

Characteristic	Parameter
Supply voltage (V_s)	-5.0 Vdc to 8.0 Vdc
Output current	10 mA
Storage temperature	-55°C to 165°C [-67°F to 329°F]

NOTICE

Absolute maximum ratings are the extreme limits that the device will withstand without damage to the device. However, the electrical and mechanical characteristics are not guaranteed as the maximum limits (above recommended operating conditions) are approached, nor will the device necessarily operate at absolute maximum ratings.

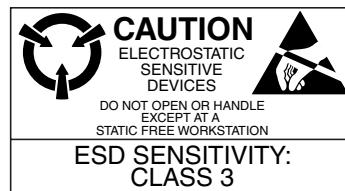


Figure 1. Current Sourcing Output Block Diagram

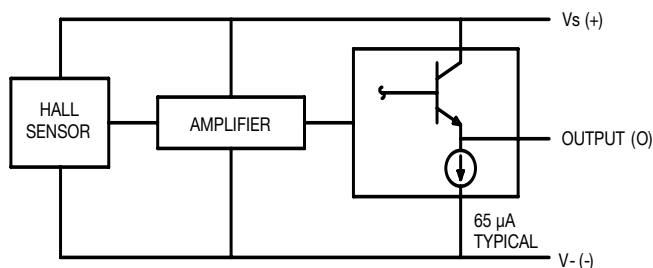
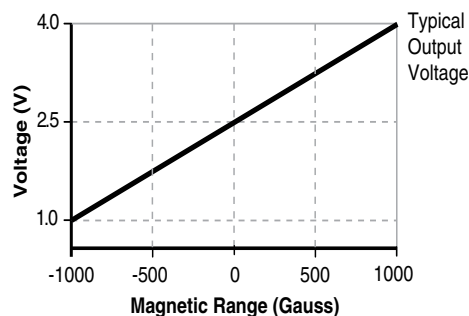


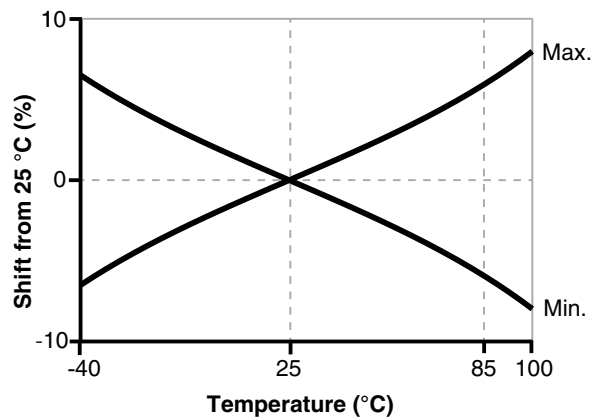
Figure 2. Transfer Characteristics ($V_s = 5.0 \text{ Vdc}$)



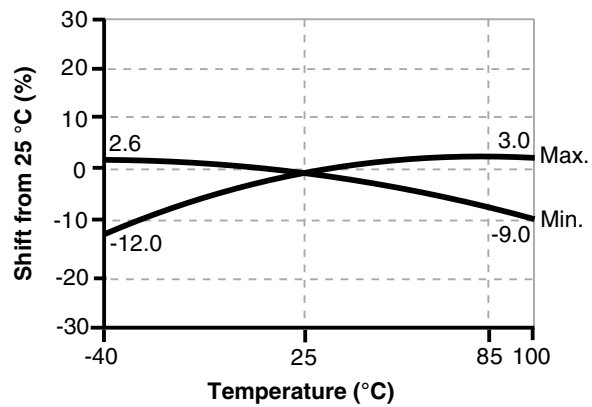
Linear Hall-effect Sensor ICs

Figure 3. Performance Graphics

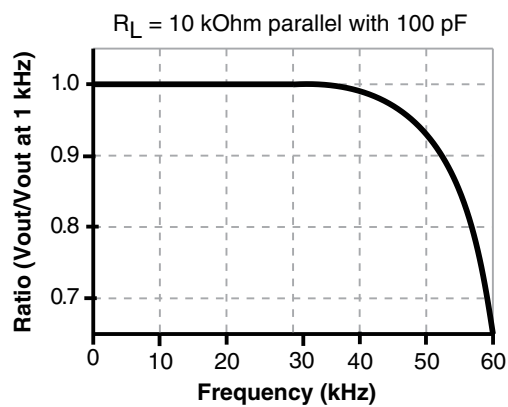
Null Shift vs Temperature



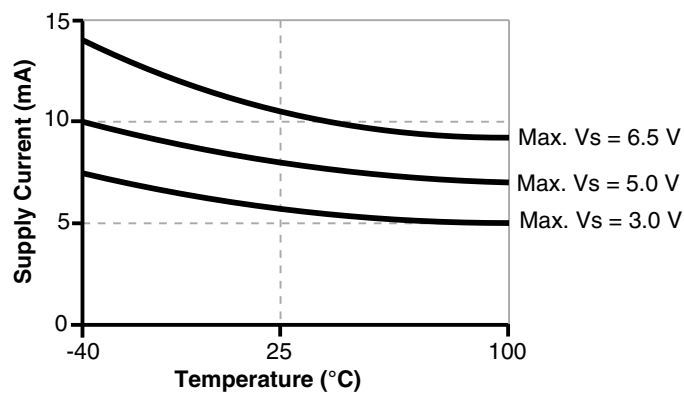
Sensitivity Shift vs Temperature



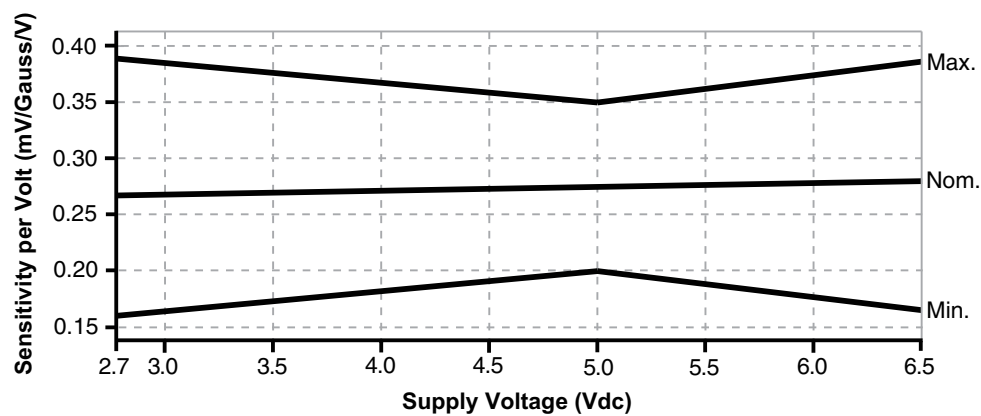
Typical Frequency Response



Supply Current vs Temperature



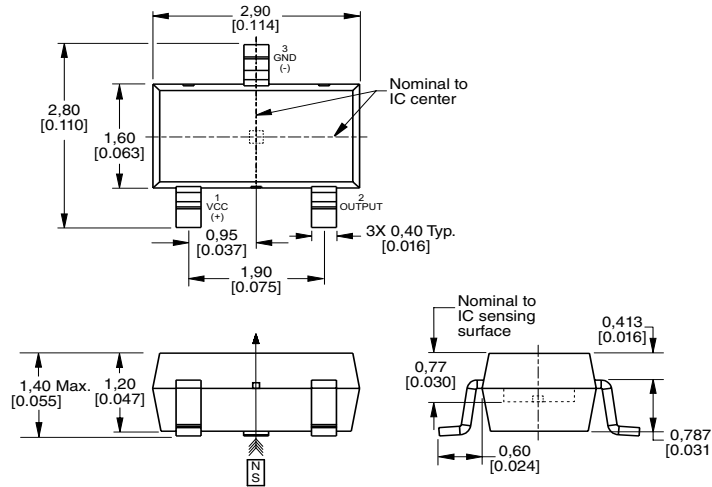
Sensitivity per Volt vs Vsupply



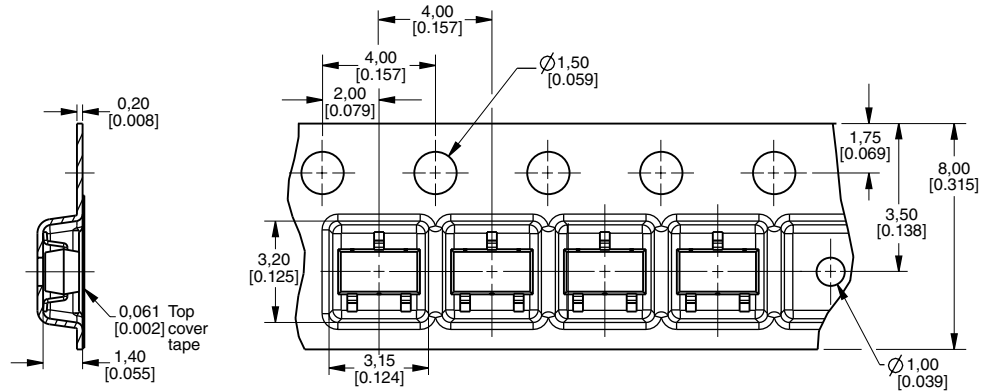
SS39ET/SS49E/SS59ET Series

Figure 4. Mounting Dimensions (For reference only. mm/[in.])

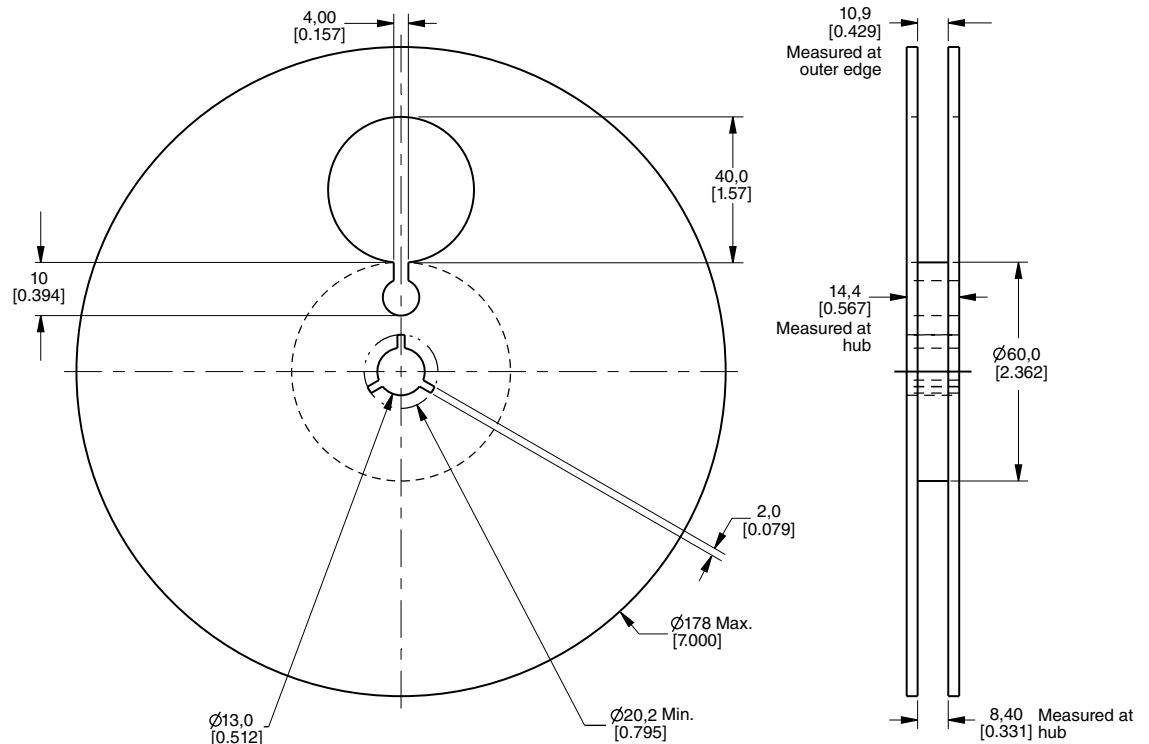
SS39ET



Tape

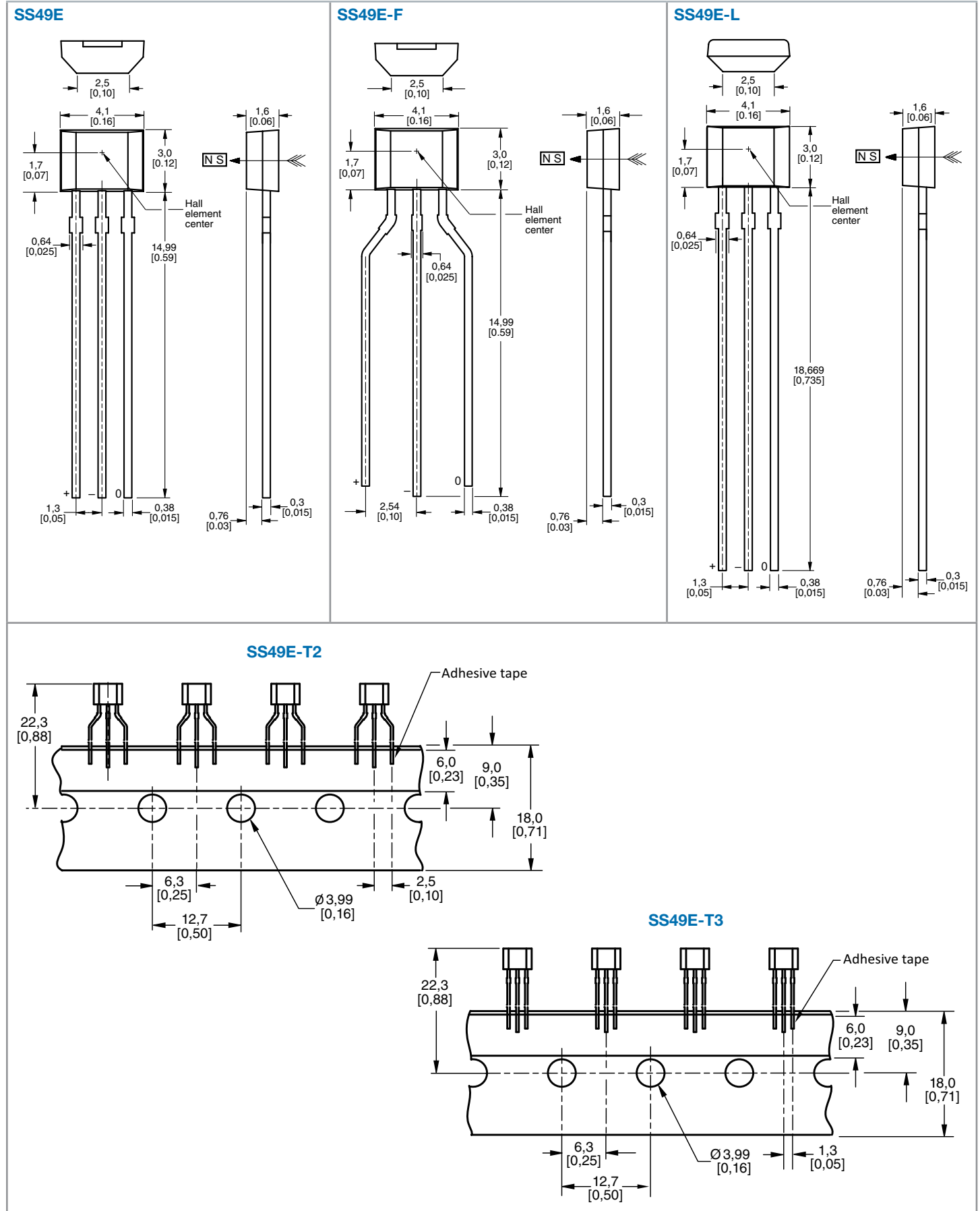


Reel



Linear Hall-effect Sensor ICs

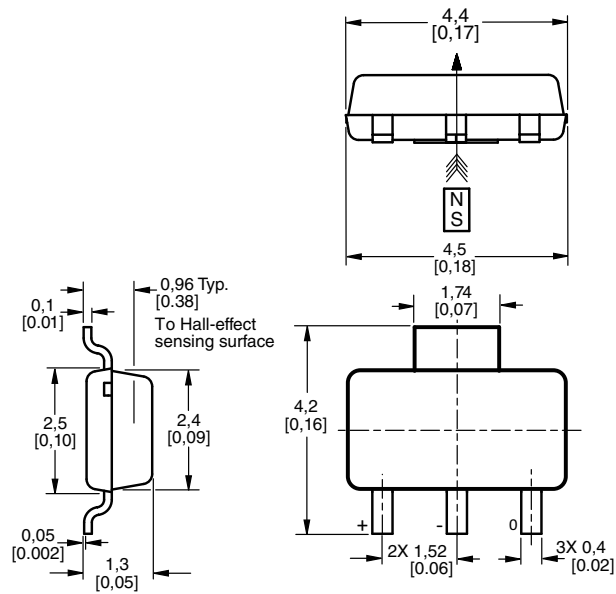
Figure 4. Mounting Dimensions (continued)



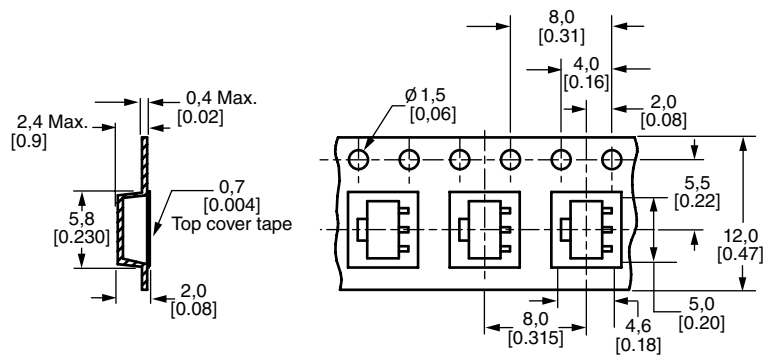
SS39ET/SS49E/SS59ET Series

Figure 4. Mounting Dimensions (continued)

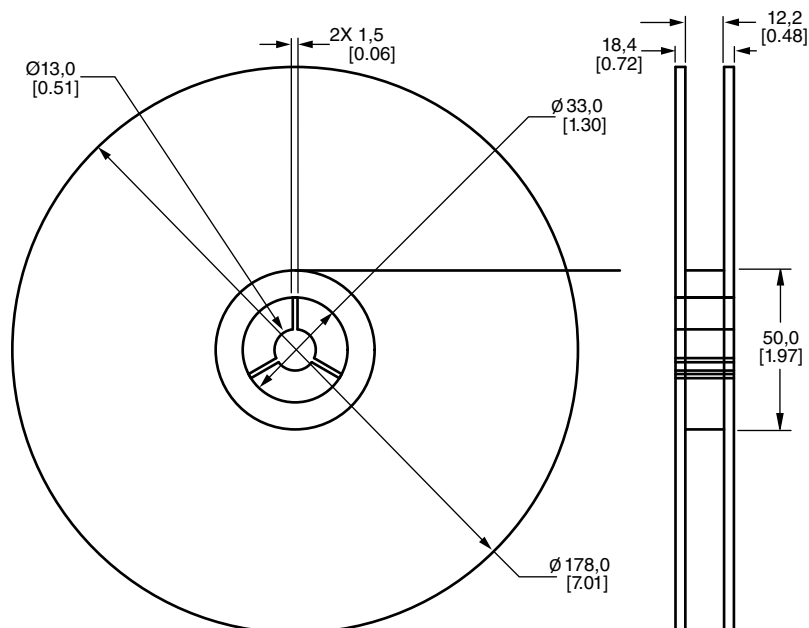
SS59ET



Tape










Reel



Linear Hall-effect Sensor ICs

Table 3. Order Guide

Catalog Listing	Description		Catalog Listing	Description	
SS39ET	Linear Hall-effect sensor IC, SOT-23, tape and reel packaging (3000 units per reel)		SS59ET	Linear Hall-effect sensor IC, SOT-89B, tape and reel packaging (1000 units per reel)	
SS49E	Linear Hall-effect sensor IC, flat TO-92-style, straight leads, 14,99 mm [0.59 in] lead length, 1,30 mm [0.05 in] spacing, bulk packaging (1000 units per bag)		SS49E-T3	Linear Hall-effect sensor IC, flat TO-92-style, tape-in-box (ammopack) packaging, straight leads (5000 units per box)	
SS49E-F	Linear Hall-effect sensor IC, flat TO-92-style, formed leads, 14,99 mm [0.59 in] lead length, 2,54 mm [0.10 in] spacing, bulk packaging (1000 units per bag)		SS49E-T2	Linear Hall-effect sensor IC, flat TO-92-style, tape-in-box (ammopack) packaging, formed leads (5000 units per box)	
SS49E-L	Linear Hall-effect sensor IC, flat TO-92-style, straight leads, 18,67 mm [0.75 in] lead length, 1,30 mm [0.05 in] spacing, bulk packaging (1000 units per bag)				

ADDITIONAL INFORMATION

The following associated literature is available at sensing.honeywell.com:

- Product line guide
- Product range guide
- Product installation instructions
- Application note

Find out more

Honeywell serves its customers through a worldwide network of sales offices, representatives and distributors. For application assistance, current specifications, pricing or name of the nearest Authorized Distributor, contact your local sales office.

To learn more about Honeywell's sensing and control products, call **+1-815-235-6847** or **1-800-537-6945**, visit **sensing.honeywell.com**, or e-mail inquiries to **info.sc@honeywell.com**

Sensing and Control
Honeywell
1985 Douglas Drive North
Golden Valley, MN 55422
honeywell.com

WARNING

PERSONAL INJURY

DO NOT USE these products as safety or emergency stop devices or in any other application where failure of the product could result in personal injury.

Failure to comply with these instructions could result in death or serious injury.

WARNING

MISUSE OF DOCUMENTATION

- The information presented in this product sheet is for reference only. Do not use this document as a product installation guide.
- Complete installation, operation, and maintenance information is provided in the instructions supplied with each product.

Failure to comply with these instructions could result in death or serious injury.

WARRANTY/REMEDY

Honeywell warrants goods of its manufacture as being free of defective materials and faulty workmanship. Honeywell's standard product warranty applies unless agreed to otherwise by Honeywell in writing; please refer to your order acknowledgement or consult your local sales office for specific warranty details. If warranted goods are returned to Honeywell during the period of coverage, Honeywell will repair or replace, at its option, without charge those items it finds defective. **The foregoing is buyer's sole remedy and is in lieu of all other warranties, expressed or implied, including those of merchantability and fitness for a particular purpose. In no event shall Honeywell be liable for consequential, special, or indirect damages.**

While we provide application assistance personally, through our literature and the Honeywell website, it is up to the customer to determine the suitability of the product in the application.

Specifications may change without notice. The information we supply is believed to be accurate and reliable as of this printing. However, we assume no responsibility for its use.

Honeywell

Компания «Life Electronics» занимается поставками электронных компонентов импортного и отечественного производства от производителей и со складов крупных дистрибьюторов Европы, Америки и Азии.

С конца 2013 года компания активно расширяет линейку поставок компонентов по направлению коаксиальный кабель, кварцевые генераторы и конденсаторы (керамические, пленочные, электролитические), за счёт заключения дистрибьюторских договоров

Мы предлагаем:

- Конкурентоспособные цены и скидки постоянным клиентам.
- Специальные условия для постоянных клиентов.
- Подбор аналогов.
- Поставку компонентов в любых объемах, удовлетворяющих вашим потребностям.
- Приемлемые сроки поставки, возможна ускоренная поставка.
- Доставку товара в любую точку России и стран СНГ.
- Комплексную поставку.
- Работу по проектам и поставку образцов.
- Формирование склада под заказчика.
- Сертификаты соответствия на поставляемую продукцию (по желанию клиента).
- Тестирование поставляемой продукции.
- Поставку компонентов, требующих военную и космическую приемку.
- Входной контроль качества.
- Наличие сертификата ISO.

В составе нашей компании организован Конструкторский отдел, призванный помогать разработчикам, и инженерам.

Конструкторский отдел помогает осуществить:

- Регистрацию проекта у производителя компонентов.
- Техническую поддержку проекта.
- Защиту от снятия компонента с производства.
- Оценку стоимости проекта по компонентам.
- Изготовление тестовой платы монтаж и пусконаладочные работы.



Тел: +7 (812) 336 43 04 (многоканальный)

Email: org@lifeelectronics.ru

www.lifeelectronics.ru