

### Surface-mounting Switches with a Sealed Structure for High Reliability.

#### Available on Embossed Tape

- Sealed construction conforming to IP67 (IEC-60529) provides high contact reliability in locations exposed to dust or water. (\* Excluding the terminal section.)
- Surface-mounting terminals for high-density mounting.
- Ground terminal available to protect against static electricity.
- Available in embossed taping packages for automatic mounting.



RoHS Compliant

### ■ List of Models

#### 6 × 6 mm Models

Operation type	Contact material	Height	Operating force (OF)	Plunger color	Without ground terminal				With ground terminal			
					Bags		Embossed taping		Bags		Embossed taping	
					Model	Minimum packing unit	Model	Minimum packing unit	Model	Minimum packing unit	Model	Minimum packing unit
B3S-1000 Series	Silver plated	4.3 mm	1.57 N {160 gf} max.	Ivory	B3S-1000	100 pcs	B3S-1000P	1,000 pcs	B3S-1100	100 pcs	B3S-1100P	1,000 pcs
			2.26 N {230 gf} max.	Yellow			B3S-1002		B3S-1002P		B3S-1102	

**Note:** Switches in bags must be ordered in units of 100 Switches, and Switches on embossed taping must be ordered in units of 1,000 Switches.

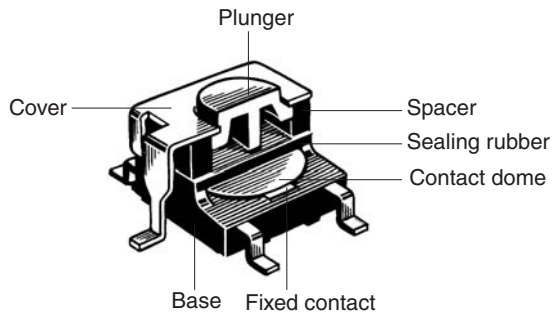
### ■ Ratings/Characteristics

Rating (resistive load)	1 to 50 mA, 3 to 24 VDC
Minimum applicable load (reference value)	10 $\mu$ A at 1 VDC (resistive load)
Ambient operating temperature	-25°C to +70°C at 60%RH max. (with no icing or condensation)
Ambient operating humidity	35% to 85% (at +5 to +35°C)
Contact form	SPST-NO
Contact resistance (initial value)	100 m $\Omega$ max.
Insulation resistance	100 M $\Omega$ min. (at 250 VDC with insulation tester)
Dielectric strength	500 VAC, 50/60 Hz for 1 min
Bounce time	5 ms max.
Vibration resistance	Malfunction: 10 to 55 Hz, 1.5-mm double amplitude
Shock resistance	Destruction: 1,000 m/s <sup>2</sup> {approx. 100G} max. Malfunction: 100 m/s <sup>2</sup> {approx. 10G} max.
Durability	Standard force models (1.57 N {160 gf}): 500,000 operations min. High-force models (2.26 N {230 gf}): 300,000 operations min.
Weight	Approx. 0.3 g
Degree of protection	IEC IP67
Washing	Possible

### ■ Operating Characteristics

Item	Type Operating force (OF) Model	B3S Series	
		1.57 N B3S-1□00	2.26 N B3S-1□02
Operating force (OF)		1.57 N {160 gf} max.	2.26 N {230 gf} max.
Releasing force (RF)		0.2 N {20 gf} min.	0.49 N {50 gf} min.
Pretravel (PT)		0.25 <sup>+0.2</sup> / <sub>-0.1</sub> mm	

■ Model Structure



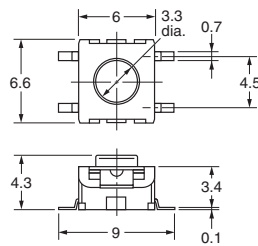

■ Dimensions (Unit: mm)

**Note:** The numbers used for terminals in the following graphics are indicated in the "Bottom View" diagram below. In this diagram, the Switch is rotated so that the terminals are on the right and left-hand sides, and the OMRON logo appears the right way up.

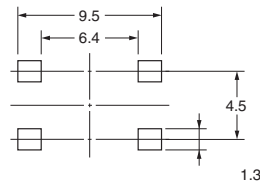


**Without Ground Terminal**

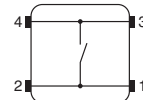
B3S-1000  
B3S-1002



**PCB Pad (Top View)**

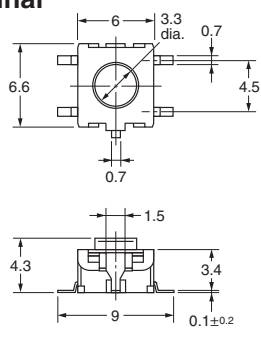



**Terminal Arrangement /Internal Connections (Top View)**

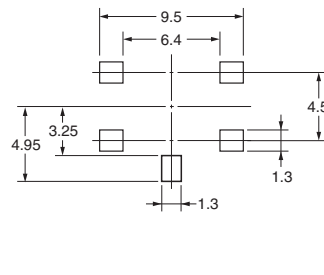


**With Ground Terminal**

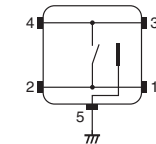
B3S-1100  
B3S-1102



**PCB Pad (Top View)**



**Terminal Arrangement /Internal Connections (Top View)**



**Note:** Unless otherwise specified, a tolerance of  $\pm 0.4$  mm applies to all dimensions. No terminal numbers are indicated on the Switches.

■ Precautions

Be sure to read the safety precautions common to all Tactile Switches for correct use.

- Application examples provided in this document are for reference only. In actual applications, confirm equipment functions and safety before using the product.
- Consult your OMRON representative before using the product under conditions which are not described in the manual or applying the product to nuclear control systems, railroad systems, aviation systems, vehicles, combustion systems, medical equipment, amusement machines, safety equipment, and other systems or equipment that may have a serious influence on lives and property if used improperly. Make sure that the ratings and performance characteristics of the product provide a margin of safety for the system or equipment, and be sure to provide the system or equipment with double safety mechanisms.

**Note: Do not use this document to operate the Unit.**

**OMRON Corporation**  
Electronic and Mechanical Components Company

Contact: [www.omron.com/ecb](http://www.omron.com/ecb)

Cat. No. A204-E1-02  
1014(0207)(O)

# Mouser Electronics

Authorized Distributor

Click to View Pricing, Inventory, Delivery & Lifecycle Information:

[Omron:](#)

[B3S-1100](#) [B3S-1102](#) [B3S-1102P](#) [B3S-1000P](#) [B3S-1002P](#) [B3S-1000](#) [B3S-1002](#) [B3S-1100P](#)

Компания «Life Electronics» занимается поставками электронных компонентов импортного и отечественного производства от производителей и со складов крупных дистрибьюторов Европы, Америки и Азии.

С конца 2013 года компания активно расширяет линейку поставок компонентов по направлению коаксиальный кабель, кварцевые генераторы и конденсаторы (керамические, пленочные, электролитические), за счёт заключения дистрибьюторских договоров

Мы предлагаем:

- Конкурентоспособные цены и скидки постоянным клиентам.
- Специальные условия для постоянных клиентов.
- Подбор аналогов.
- Поставку компонентов в любых объемах, удовлетворяющих вашим потребностям.
- Приемлемые сроки поставки, возможна ускоренная поставка.
- Доставку товара в любую точку России и стран СНГ.
- Комплексную поставку.
- Работу по проектам и поставку образцов.
- Формирование склада под заказчика.
- Сертификаты соответствия на поставляемую продукцию (по желанию клиента).
- Тестирование поставляемой продукции.
- Поставку компонентов, требующих военную и космическую приемку.
- Входной контроль качества.
- Наличие сертификата ISO.

В составе нашей компании организован Конструкторский отдел, призванный помогать разработчикам, и инженерам.

Конструкторский отдел помогает осуществить:

- Регистрацию проекта у производителя компонентов.
- Техническую поддержку проекта.
- Защиту от снятия компонента с производства.
- Оценку стоимости проекта по компонентам.
- Изготовление тестовой платы монтаж и пусконаладочные работы.



Тел: +7 (812) 336 43 04 (многоканальный)

Email: [org@lifeelectronics.ru](mailto:org@lifeelectronics.ru)