


# Photologic® Slotted Optical Switch



OPB615, OPB616, OPB617, OPB618 Series

OPB625, OPB626, OPB627, OPB628 Series

OPB665, OPB666, OPB667, OPB668 (N and T Series)



## Features:

- Non-contact switching
- PCBoard mounting
- Enhanced signal to noise ratio
- Choice of four Logical output options

## Description:

Each OPB615, OPB625 and OPB665 series slotted optical switch consists of an 890 nm, infrared Light Emitting Diode (LED) and a monolithic integrated circuit that incorporates a photodiode, a linear amplifier and a Schmitt trigger on a single silicon chip. OPB655 offers two mounting options—no tabs (N) or two tabs (T).

All devices in this series exhibit performance over supply voltages ranging from 4.5 V to 16.0 V, and may be specified as Buffered or Inverted with 10 Kw Pull-up or Open Collector output. Devices are also TTI/LST TL compatible and can drive up to 10 TTL loads.

Custom electrical, wire and cabling and connectors are available. Contact your local representative or OPTEK for more information.

## Applications:

- Mechanical switch replacement
- Speed indication (tachometer)
- Mechanical limit indication
- Edge sensing

| Ordering Information |                    |                    |                           |                    |                       |
|----------------------|--------------------|--------------------|---------------------------|--------------------|-----------------------|
| Part Number          | Package Style      | Sensor Photologic® | Aperture Emitter / Sensor | Slot Width / Depth | Lead Length / Spacing |
| OPB615               | N                  | 10K Pull-up        | None                      | 0.150" / 0.240"    | 0.100" (min) / 0.275" |
| OPB616               |                    | Open Collector     |                           |                    |                       |
| OPB617               |                    | Inv-10K Pull-up    |                           |                    |                       |
| OPB618               |                    | Inv-Open Collector |                           |                    |                       |
| OPB625               |                    | 10K Pull-up        | None                      | 0.190" / 0.285"    | 0.100" (min) / 0.320" |
| OPB626               |                    | Open Collector     |                           |                    |                       |
| OPB627               |                    | Inv-10K Pull-up    |                           |                    |                       |
| OPB628               |                    | Inv-Open Collector |                           |                    |                       |
| OPB665N              | 10K Pull-up        | 0.05"/ 0.01"       | 0.125" / 0.345"           |                    |                       |
| OPB666N              | Open Collector     |                    |                           |                    |                       |
| OPB667N              | Inv-10K Pull-Up    |                    |                           |                    |                       |
| OPB668N              | Inv-Open Collector |                    |                           |                    |                       |
| OPB665T              | T                  |                    |                           | 10K Pull-up        |                       |
| OPB666T              |                    |                    |                           | Open Collector     |                       |
| OPB667T              |                    |                    |                           | Inv-10K Pull-up    |                       |
| OPB668T              |                    |                    |                           | Inv-Open Collector |                       |



RoHS

General Note  
TT Electronics reserves the right to make changes in product specification without notice or liability. All information is subject to TT Electronics' own data and is considered accurate at time of going to print.

OPTEK Technology, Inc.  
1645 Wallace Drive, Carrollton, TX 75006 | Ph: +1 972 323 2200  
www.optekinc.com | www.ttelectronics.com

# Photologic® Slotted Optical Switch

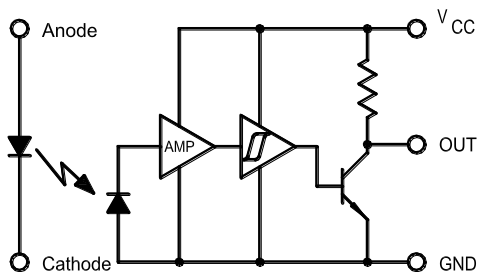


OPB615, OPB616, OPB617, OPB618 Series

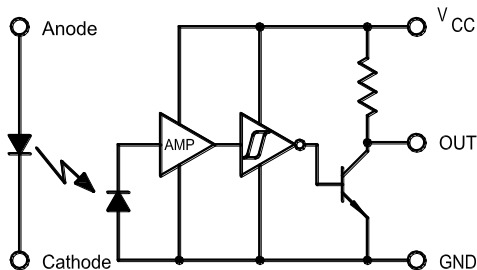
OPB625, OPB626, OPB627, OPB628 Series

OPB665, OPB666, OPB667, OPB668 (N and T Series)

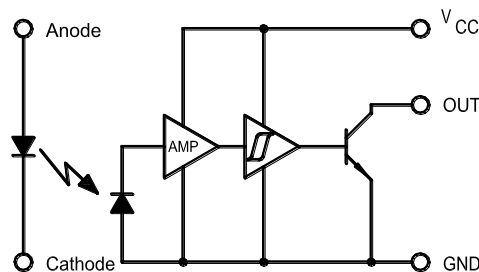
**OPB615/625/665N Buffered 10K Pull-Up**



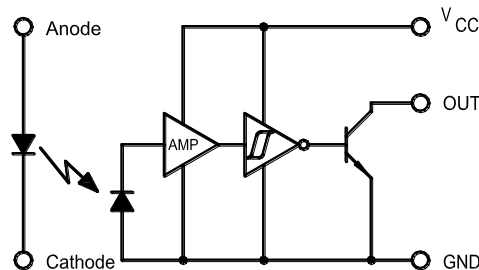
Photologic with Pull-Up-Resistor Inverted Output



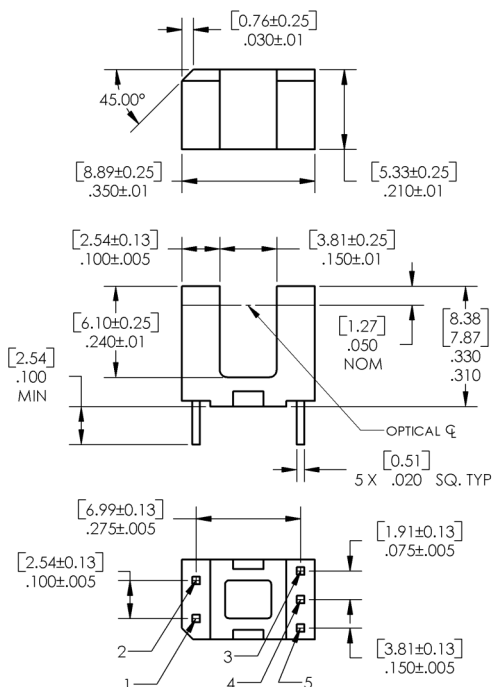
**OPB 616/626/666N Buffered Open-Collector**



Photologic with Open Collector Inverted Output



**OPB615, OPB616, OPB617, OPB618**



| Pin Color/Number | Description |
|------------------|-------------|
| 1                | Anode       |
| 2                | Cathode     |
| 3                | Vcc         |
| 4                | Output      |
| 5                | Ground      |

DIMENSIONS ARE IN: [ MILLIMETERS]  
INCHES

General Note  
TT Electronics reserves the right to make changes in product specification without notice or liability. All information is subject to TT Electronics' own data and is considered accurate at time of going to print.

OPTEK Technology, Inc.  
1645 Wallace Drive, Carrollton, TX 75006 | Ph: +1 972 323 2200  
www.optekinc.com | www.ttelectronics.com

# Photologic® Slotted Optical Switch



OPB615, OPB616, OPB617, OPB618 Series

OPB625, OPB626, OPB627, OPB628 Series

OPB665, OPB666, OPB667, OPB668 (N and T Series)

## OPB625, OPB626, OPB627, OPB628

| Pin Color/ Number | Description |
|-------------------|-------------|
| 1                 | Anode       |
| 2                 | Cathode     |
| 3                 | Vcc         |
| 4                 | Output      |
| 5                 | Ground      |



General Note  
 TT Electronics reserves the right to make changes in product specification without notice or liability. All information is subject to TT Electronics' own data and is considered accurate at time of going to print.

OPTEK Technology, Inc.  
 1645 Wallace Drive, Carrollton, TX 75006 | Ph: +1 972 323 2200  
[www.optekinc.com](http://www.optekinc.com) | [www.ttelectronics.com](http://www.ttelectronics.com)

# Photologic® Slotted Optical Switch



OPB615, OPB616, OPB617, OPB618 Series

OPB625, OPB626, OPB627, OPB628 Series

OPB665, OPB666, OPB667, OPB668 (N and T Series)

## OPB665, OPB666, OPB667, OPB668 (N and T)



| Pin Color/Number | Description |
|------------------|-------------|
| 1                | Anode       |
| 2                | Cathode     |
| 3                | Vcc         |
| 4                | Output      |
| 5                | Ground      |

General Note  
 TT Electronics reserves the right to make changes in product specification without notice or liability. All information is subject to TT Electronics' own data and is considered accurate at time of going to print.

OPTEK Technology, Inc.  
 1645 Wallace Drive, Carrollton, TX 75006  
 Ph: +1 972 323 2200  
[www.optekinc.com](http://www.optekinc.com) | [www.ttelectronics.com](http://www.ttelectronics.com)

# Photologic® Slotted Optical Switch



OPB615, OPB616, OPB617, OPB618 Series

OPB625, OPB626, OPB627, OPB628 Series

OPB665, OPB666, OPB667, OPB668 (N and T Series)

| Absolute Maximum Ratings (T <sub>A</sub> = 25° C unless otherwise noted)                                   |                   |
|--|-------------------|
| Storage & Operating Temperature Range  | -40° C to +100° C |
| Lead Soldering Temperature (1/16 inch (1.6mm) from the case for 5 sec. with soldering iron) <sup>(1)</sup> | 260° C            |
| Input Diode  |                   |
| Forward DC Current   | 50 mA             |
| Peak Forward Current (1 μs pulse width, 300 pps)   | 3 A               |
| Reverse DC Voltage   | 3 V               |
| Power Dissipation <sup>(2)</sup>   | 100 mW            |
| Output Photologic®   |                   |
| Supply Voltage, V <sub>CC</sub>  | 18 V              |
| Duration of Output Short to V <sub>CC</sub>  | 1 second          |
| Voltage at Output <sup>(5)</sup>   | V <sub>CC</sub>   |
| Low Level Output Current (sinking)   | 16 mA             |
| Power Dissipation <sup>(3)</sup>   | 240° mW           |

**Notes:**

- (1) RMA flux is recommended. Duration can be extended to 10 seconds maximum when flow soldering.
- (2) Derate linearly 1.33 mW/° C above 25° C.
- (3) Derate linearly 2.50 mW/° C above 25° C.
- (4) Normal application would be with light source blocked, simulated by I<sub>F</sub> = 0 mA.
- (5) Open Collector devices = 30 volts

| Electrical Characteristics (T <sub>A</sub> = 25° C unless otherwise noted) |                                      |            |      |      |      |       |                        |
|--|--------------------------------------|------------|------|------|------|-------|------------------------|
| SYMBOL   | PARAMETER                            |            | MIN  | TYP  | MAX  | UNITS | TEST CONDITIONS        |
| Input Diode  |                                      |            |      |      |      |       |                        |
| V <sub>F</sub>   | Forward Voltage                      |            | -    | -    | 1.6  | V     | I <sub>F</sub> = 10 mA |
| I <sub>R</sub>   | Reverse Current                      |            | -    | -    | 100  | μA    | V <sub>R</sub> = 3 V   |
| Output Photologic® Sensor  |                                      |            |      |      |      |       |                        |
| V <sub>CC</sub>  | Operating DC Supply Voltage          |            | 4.5  | -    | 16   | V     |                        |
| I <sub>F(+)</sub>  | LED Positive-Going Threshold Current | OPB615-618 | 0.1  | 0.55 | 3    | mA    | V <sub>CC</sub> = 5 V  |
|  |                                      | OPB625-628 | 0.1  | 0.6  | 3    |       |                        |
|  |                                      | OPB665-668 | 0.1  | 1.6  | 10   |       |                        |
| I <sub>F(+)</sub> /I <sub>F(-)</sub>                                       | Hysteresis                           |            | 1.05 | 1.20 | 1.90 |       | V <sub>CC</sub> = 5 V  |

General Note  
 TT Electronics reserves the right to make changes in product specification without notice or liability. All information is subject to TT Electronics' own data and is considered accurate at time of going to print.

OPTEK Technology, Inc.  
 1645 Wallace Drive, Carrollton, TX 75006 | Ph: +1 972 323 2200  
[www.optekinc.com](http://www.optekinc.com) | [www.ttelectronics.com](http://www.ttelectronics.com)

# Photologic® Slotted Optical Switch



OPB615, OPB616, OPB617, OPB618 Series

OPB625, OPB626, OPB627, OPB628 Series

OPB665, OPB666, OPB667, OPB668 (N and T Series)

| Electrical Characteristics (T <sub>A</sub> = 25° C unless otherwise noted) |  |  |                          |     |     |       |  |
|--|--|--|--------------------------|-----|-----|-------|--|
| SYMBOL   | PARAMETER  |  | MIN                      | TYP | MAX | UNITS | TEST CONDITIONS  |
| Output Photologic® Sensor  |  |  |                          |     |     |       |  |
| I <sub>CCH</sub>   | High Level Supply Current:<br>Buffer, 10k Pull-up    |  | -                        | 5   | 12  | mA    | NO LOAD on Output <sup>(3)</sup>                                   |
|  | Buffer, Open-Collector                               |  | -                        | 5   | 12  |       |  |
| I <sub>CCH</sub>   | Inverted, 10k Pull-up                                |  | -                        | 4   | 12  | mA    | NO LOAD on Output<br>I <sub>F</sub> = 0 mA                         |
|  | Inverted, Open-Collector                             |  | -                        | 4   | 12  |       |  |
| I <sub>CCL</sub>   | Low Level Supply Current:<br>Buffer, 10k Pull-up     |  | -                        | 5.5 | 12  | mA    | NO LOAD on Output<br>I <sub>F</sub> = 0 mA                         |
|  | Buffer, Open-Collector                               |  | -                        | 4.0 | 12  |       |  |
| I <sub>CCL</sub>   | Inverted, 10k Pull-up                                |  | -                        | 6.5 | 12  | mA    | NO LOAD on Output <sup>(3)</sup>                                   |
|  | Inverted, Open-Collector                             |  | -                        | 5.0 | 12  |       |  |
| V <sub>OH</sub>  | High Level Output Voltage:<br>Buffer, 10k Pull-up    |  | V <sub>CC</sub> -<br>1.5 | -   | -   | V     | I <sub>OH</sub> = 100 μA <sup>(3)</sup>                            |
|  | Buffer, Open-Collector                               |  | -                        | -   | -   |       |  |
| V <sub>OH</sub>  | Inverter, 10k Pull-up                                |  | V <sub>CC</sub> -<br>1.5 | -   | -   | V     | I <sub>OH</sub> = 100 μA <sup>(1)</sup><br>I <sub>F</sub> = 0 mA   |
|  | Inverter, Open-Collector                             |  | -                        | -   | -   |       |  |
| I <sub>OH</sub>  | High Level Output Voltage:<br>Buffer, Open-Collector |  | -                        | -   | 100 | μA    | V <sub>OH</sub> = 30 V <sup>(3)</sup>                              |
|  | Inverter, Open-Collector                             |  | -                        | -   | 100 |       |  |
| V <sub>OL</sub>  | Low Level Output Voltage:<br>Buffer, 10k Pull-up     |  | -                        | -   | 0.4 | V     | I <sub>OL</sub> = 16 mA, V <sub>CC</sub> = 4.5 V <sup>(3)(1)</sup> |
|  | Buffer, Open-Collector                               |  | -                        | -   | 0.4 |       |  |
| V <sub>OL</sub>  | Inverter, 10k Pull-up                                |  | -                        | -   | 0.4 | V     | I <sub>OL</sub> = 16 mA, I <sub>F</sub> = 0 mA                     |
|  | Inverter, Open-Collector                             |  | -                        | -   | 0.4 |       |  |
| t <sub>r</sub> , t <sub>f</sub>  | Output Rise Time, Output Fall Time                   |  |                          | 30  |     | ns    | f = 10 kHz,<br>R <sub>L</sub> = 300 Ω, DC = 50% <sup>(3)</sup>     |
| t <sub>PLH</sub>   | Propagation Delay, Low-High<br>Buffer, 10k Pull-up   |  |                          | 0.6 |     | μs    |  |
|  | Buffer, Open-collector                               |  |                          |     |     |       |  |
| t <sub>PLH</sub>   | Inverter, 10k Pull-up                                |  |                          | 3.0 |     | μs    |  |
|  | Inverter, Open-Collector                             |  |                          |     |     |       |  |
| t <sub>PHL</sub>   | Propagation Delay, High-Low<br>Buffer, 10k Pull-up   |  |                          | 3.0 |     | μs    |  |
|  | Buffer, Open-collector                               |  |                          |     |     |       |  |
| t <sub>PHL</sub>   | Inverter, 10k Pull-up                                |  |                          | 0.6 |     | μs    |  |
|  | Inverter, Open-Collector                             |  |                          |     |     |       |  |
| Data Rate  |  |  |                          | 100 |     | kHz   | R <sub>L</sub> = 300 Ω, DC = 50% <sup>(4)</sup>                    |

General Note  
TT Electronics reserves the right to make changes in product specification without notice or liability. All information is subject to TT Electronics' own data and is considered accurate at time of going to print.

OPTEK Technology, Inc.  
1645 Wallace Drive, Carrollton, TX 75006 | Ph: +1 972 323 2200  
www.optekinc.com | www.ttelectronics.com

# Photologic® Slotted Optical Switch



OPB615, OPB616, OPB617, OPB618 Series

OPB625, OPB626, OPB627, OPB628 Series

OPB665, OPB666, OPB667, OPB668 (N and T Series)

**OPB615 - Flag next to Emitter**



**OPB615 - Flag next to Sensor**



**OPB615 - Flag in Middle of Slot**



General Note  
 TT Electronics reserves the right to make changes in product specification without notice or liability. All information is subject to TT Electronics' own data and is considered accurate at time of going to print.

OPTEK Technology, Inc.  
 1645 Wallace Drive, Carrollton, TX 75006 | Ph: +1 972 323 2200  
[www.optekinc.com](http://www.optekinc.com) | [www.ttelectronics.com](http://www.ttelectronics.com)

# Photologic<sup>®</sup> Slotted Optical Switch



OPB615, OPB616, OPB617, OPB618 Series

OPB625, OPB626, OPB627, OPB628 Series

OPB665, OPB666, OPB667, OPB668 (N and T Series)

**OPB625 - Flag Next to Emitter**



**OPB625 - Flag Next to Sensor**



**OPB625 - Flag in Middle of Slot**



General Note  
TT Electronics reserves the right to make changes in product specification without notice or liability. All information is subject to TT Electronics' own data and is considered accurate at time of going to print.

OPTEK Technology, Inc.  
1645 Wallace Drive, Carrollton, TX 75006 | Ph: +1 972 323 2200  
www.optekinc.com | www.ttelectronics.com



# Photologic® Slotted Optical Switch



OPB615, OPB616, OPB617, OPB618 Series

OPB625, OPB626, OPB627, OPB628 Series

OPB665, OPB666, OPB667, OPB668 (N and T Series)

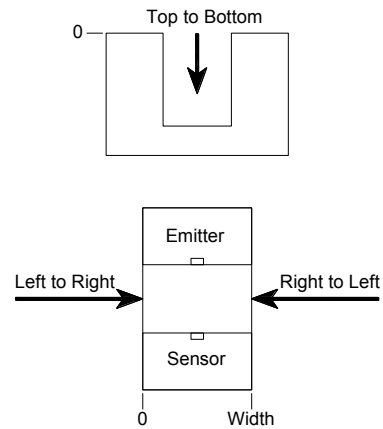
**OPB665 - Flag next to Emitter**



**OPB665 - Flag next to Sensor**



**OPB665 - Flag in Middle of Slot**



General Note  
TT Electronics reserves the right to make changes in product specification without notice or liability. All information is subject to TT Electronics' own data and is considered accurate at time of going to print.

OPTEK Technology, Inc.  
1645 Wallace Drive, Carrollton, TX 75006 | Ph: +1 972 323 2200  
www.optekinc.com | www.ttelectronics.com

Компания «Life Electronics» занимается поставками электронных компонентов импортного и отечественного производства от производителей и со складов крупных дистрибьюторов Европы, Америки и Азии.

С конца 2013 года компания активно расширяет линейку поставок компонентов по направлению коаксиальный кабель, кварцевые генераторы и конденсаторы (керамические, пленочные, электролитические), за счёт заключения дистрибьюторских договоров

Мы предлагаем:

- Конкуренеспособные цены и скидки постоянным клиентам.
- Специальные условия для постоянных клиентов.
- Подбор аналогов.
- Поставку компонентов в любых объемах, удовлетворяющих вашим потребностям.
- Приемлемые сроки поставки, возможна ускоренная поставка.
- Доставку товара в любую точку России и стран СНГ.
- Комплексную поставку.
- Работу по проектам и поставку образцов.
- Формирование склада под заказчика.
- Сертификаты соответствия на поставляемую продукцию (по желанию клиента).
- Тестирование поставляемой продукции.
- Поставку компонентов, требующих военную и космическую приемку.
- Входной контроль качества.
- Наличие сертификата ISO.

В составе нашей компании организован Конструкторский отдел, призванный помогать разработчикам, и инженерам.

Конструкторский отдел помогает осуществить:

- Регистрацию проекта у производителя компонентов.
- Техническую поддержку проекта.
- Защиту от снятия компонента с производства.
- Оценку стоимости проекта по компонентам.
- Изготовление тестовой платы монтаж и пусконаладочные работы.



Тел: +7 (812) 336 43 04 (многоканальный)  
Email: [org@lifeelectronics.ru](mailto:org@lifeelectronics.ru)