



**RoHS compliant**

### FEATURES

#### 1. Protects Circuit from excess current

The short circuit protection function prevents the continued flow of short current. After short current is detected, load current is monitored, and if the load returns to normal, the device returns to normal operation.

#### 2. No need for fuses, polyswitches, or other protectors

The built-in short circuit protection function eliminates the need for overcurrent protectors, reducing mounting costs and space requirements.

#### 3. High capacity

Can control up to 0.5A (60V DC) load current.

### TYPICAL APPLICATIONS

- Industrial equipment
- Security equipment

### TYPES

	Output rating*		Package	Part No.				Packing quantity	
	Load voltage	Load current		Through hole terminal	Surface-mount terminal			Tube	Tape and reel
				Tube packing style	Tape and reel packing style				
			Picked from the 1/2/3-pin side		Picked from the 4/5/6-pin side				
DC only	60 V	500 mA	DIP6-pin	AQV112KL	AQV112KLA	AQV112KLAX	AQV112KLAZ	1 tube contains: 50 pcs. 1 batch contains: 500 pcs.	1,000 pcs.

\*Indicate the DC values.

Note: The surface mount terminal shape indicator "A" and the packing style indicator "X" or "Z" are not marked on the device.

### RATING

#### 1. Absolute maximum ratings (Ambient temperature: 25°C 77°F)

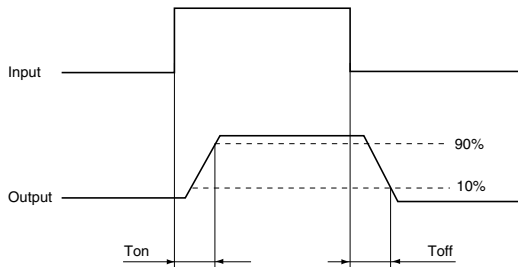
Item	Symbol	AQV112KL(A)	Remarks	
Input	LED forward current	I <sub>F</sub>	50 mA	
	LED reverse voltage	V <sub>R</sub>	5 V	
	Peak forward current	I <sub>FP</sub>	1 A	f = 100 Hz, Duty factor = 0.1%
	Power dissipation	P <sub>in</sub>	75 mW	
Output	Load voltage (peak AC)	V <sub>L</sub>	7 to 60V	
	Continuous load current	I <sub>L</sub>	0.5 A	Peak AC, DC
	Power dissipation	P <sub>out</sub>	500 mW	
Total power dissipation	P <sub>T</sub>	550 mW		
I/O isolation voltage	V <sub>iso</sub>	1,500 V AC		
Temperature limits	Operating	T <sub>opr</sub>	-40°C to +85°C -40°F to +185°F	Non-condensing at low temperatures
	Storage	T <sub>stg</sub>	-40°C to +100°C -40°F to +212°F	

# GU 1 Form A Short Circuit Protection (AQV112KL)

## 2. Electrical characteristics (Ambient temperature: 25°C 77°F)

Item		Symbol	AQV112KL(A)	Condition	
Input	LED operate current	Typical	0.8 mA	$I_L = 100\text{mA}$	
		Maximum	10 mA		
	LED turn off current	Minimum	0.3 mA	$I_L = 100\text{mA}$	
		Typical	0.7 mA		
LED dropout voltage	Typical	$V_F$	1.35 V (1.17 V at $I_F = 10\text{ mA}$ )	$I_F = 50\text{ mA}$	
	Maximum		1.5 V		
Output	On resistance	Typical	0.55 $\Omega$	$I_F = 10\text{ mA}$ $I_L = \text{Max.}$	
		Maximum	2.0 $\Omega$		
	Load short circuit detection voltage	Typical	$V_{LSHT}$	5 V	$I_F = 10\text{ mA}$
		Maximum		7 V	
	Off state leakage current	Maximum	$I_{Leak}$	1 $\mu\text{A}$	$I_F = 0\text{ mA}$ $V_L = \text{Max.}$
Transfer characteristics	Turn on time*	Typical	2.0 ms	$I_F = 10\text{ mA}$ $I_L = 100\text{ mA}$ $V_L = 10\text{ V}$	
		Maximum	5.0 ms		
	Turn off time*	Typical	$T_{off}$	0.1 ms	$I_F = 10\text{ mA}$ $I_L = 100\text{ mA}$ $V_L = 10\text{ V}$
		Maximum		1.0 ms	
	I/O capacitance	Typical	$C_{iso}$	0.8 pF	$f = 1\text{ MHz}$ $V_B = 0\text{ V}$
		Maximum		1.5 pF	
Initial I/O isolation resistance	Minimum	$R_{iso}$	1,000 M $\Omega$	500 V DC	

\*Turn on/Turn off time



## RECOMMENDED OPERATING CONDITIONS

Please obey the following conditions to ensure proper device operation and resetting.

Item	Symbol	Recommended value	Unit
Input LED current	$I_F$	10	mA

### ■ For Dimensions.

### ■ For Schematic and Wiring Diagrams.

### ■ For Cautions for Use.

### ■ These products are not designed for automotive use.

If you are considering to use these products for automotive applications, please contact your local Panasonic Corporation technical representative.

For more information.

## REFERENCE DATA

### 1. Load current vs. ambient temperature characteristics

Allowable ambient temperature: -40°C to +85°C  
-40°F to +185°F



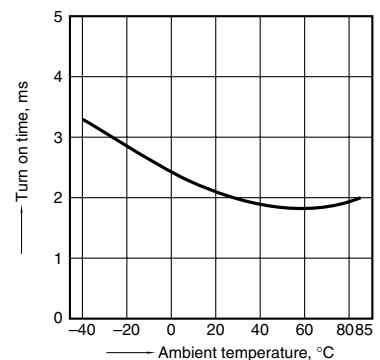
### 2. On resistance vs. ambient temperature characteristics

Measured portion: between terminals 4 and 6;  
LED current: 10 mA; Load current: Max.(DC)



### 3. Turn on time vs. ambient temperature characteristics

Measured portion: between terminals 4 and 6;  
LED current: 10 mA; Load voltage: 10V (DC);  
Load current: 100 mA



# GU 1 Form A Short Circuit Protection (AQV112KL)

## 4. Turn off time vs. ambient temperature characteristics

Measured portion: between terminals 4 and 6;  
LED current: 10 mA; Load voltage: 10 V (DC);  
Load current: 100 mA (DC)



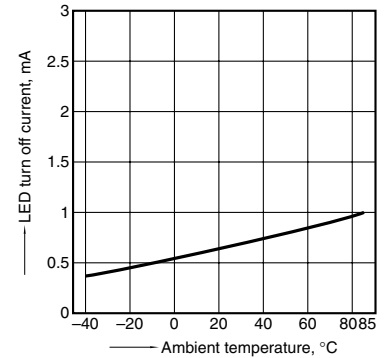
## 5. LED operate current vs. ambient temperature characteristics

Measured portion: between terminals 4 and 6;  
Load current: 100 mA



## 6. LED turn off current vs. ambient temperature characteristics

Measured portion: between terminals 4 and 6;  
Load current: 100 mA



## 7. Off state leakage current vs. load voltage characteristics

Measured portion: between terminals 4 and 6;  
Ambient temperature: 25°C 77°F



## 8. Current vs. voltage characteristics of output at MOS portion

Measured portion: between terminals 4 and 6;  
Ambient temperature: 25°C 77°F



## 9. LED dropout voltage vs. ambient temperature characteristics

Measured portion: between terminals 1 and 2;  
LED current: 10 to 50 mA



## 10. Turn on time vs. LED forward current characteristics

Measured portion: between terminals 4 and 6;  
Load voltage: 10 V (DC); Load current: 100 mA (DC);  
Ambient temperature: 25°C 77°F



## 11. Turn off time vs. LED forward current characteristics

Measured portion: between terminals 4 and 6;  
Load voltage: 10 V (DC); Load current: 100 mA (DC);  
Ambient temperature: 25°C 77°F



## 12. Output capacitance vs. applied voltage characteristics

Measured portion: between terminals 4 and 6;  
Frequency: 1 MHz; Ambient temperature: 25°C 77°F



## 13. Short circuit peak current vs. time characteristics

Measured portion: between terminals 4 and 6;  
LED current: 10 mA; Load resistance: 0;  
Ambient temperature: 25°C 77°F



## 14. Short current monitoring interval vs. time characteristics

Measured portion: between terminals 4 and 6;  
LED current: 10 mA; Load resistance: 0;  
Ambient temperature: 25°C 77°F



# GU 1 Form A Short Circuit Protection (AQV112KL)

## What is short circuit protection Non-latch type?

If the load current reaches a predetermined overcurrent level, the output-side short circuit protection function cuts off the load current. It then monitors the load current, and if it returns to normal, automatically recovers to normal device operation.

In order to operate the short circuit protection function, ensure that the input current is at least  $I_F = 10 \text{ mA}$ .

Operation chart (Non-latch type)



# Mouser Electronics

Authorized Distributor

Click to View Pricing, Inventory, Delivery & Lifecycle Information:

## Panasonic:

[AQV210EAX](#) [AQV210EAZ](#) [AQV214EAZ](#) [AQV414EA](#) [AQV414EAX](#) [AQV210HLA](#) [AQV210FS](#) [AQV210LS](#)  
[AQV216H](#) [AQV216HAX](#) [AQV453EHA](#) [AQV453EHAX](#)

Компания «Life Electronics» занимается поставками электронных компонентов импортного и отечественного производства от производителей и со складов крупных дистрибьюторов Европы, Америки и Азии.

С конца 2013 года компания активно расширяет линейку поставок компонентов по направлению коаксиальный кабель, кварцевые генераторы и конденсаторы (керамические, пленочные, электролитические), за счёт заключения дистрибьюторских договоров

Мы предлагаем:

- Конкурентоспособные цены и скидки постоянным клиентам.
- Специальные условия для постоянных клиентов.
- Подбор аналогов.
- Поставку компонентов в любых объемах, удовлетворяющих вашим потребностям.
- Приемлемые сроки поставки, возможна ускоренная поставка.
- Доставку товара в любую точку России и стран СНГ.
- Комплексную поставку.
- Работу по проектам и поставку образцов.
- Формирование склада под заказчика.
- Сертификаты соответствия на поставляемую продукцию (по желанию клиента).
- Тестирование поставляемой продукции.
- Поставку компонентов, требующих военную и космическую приемку.
- Входной контроль качества.
- Наличие сертификата ISO.

В составе нашей компании организован Конструкторский отдел, призванный помогать разработчикам, и инженерам.

Конструкторский отдел помогает осуществить:

- Регистрацию проекта у производителя компонентов.
- Техническую поддержку проекта.
- Защиту от снятия компонента с производства.
- Оценку стоимости проекта по компонентам.
- Изготовление тестовой платы монтаж и пусконаладочные работы.



Тел: +7 (812) 336 43 04 (многоканальный)

Email: [org@lifeelectronics.ru](mailto:org@lifeelectronics.ru)