

Surface Mount Fuse, 1.05 x 0.55 mm, Super-Quick-Acting FF, 32 VDC



UL 248-14 · 32VDC · Super-Quick-Acting FF

See below:
[Approvals and Compliances](#)

Description

- UL characteristic
- Low melting I²t-values, fast interruption
- Marking optional
- Impermeable to potting compound

Unique Selling Proposition

- Space constrained applications

Applications

- Secondary Protection
- Circuits without inrush
- Semiconductor protection
- Digital Consumer Electronics

References

[Packaging Details](#)

Weblinks

[pdf data sheet](#), [html datasheet](#), [General Product Information](#), [Packaging details](#), [Distributor-Stock-Check](#), [Detailed request for product](#), [Microsite](#)

Technical Data

Rated Voltage	32VDC	Soldering Methods	Reflow Soldering Profile
Rated current	0.25 - 5A	Solderability	245 °C / 3 sec acc. to IEC 60068-2-58, Test Td
Breaking Capacity	35A	Resistance to Soldering Heat	260 +0/-5 °C / 30 sec acc. to IPC/JEDEC J-STD-020D, Level 1
Characteristic	Super-Quick-Acting FF	Moisture Sensitivity Level	MSL 1, J-STD-020
Mounting	PCB,SMT	Case Resistance	acc. to EIA/IS-722, Test 4.7 >100 MΩ (between leads and body)
Admissible Ambient Air Temp.	-55 °C to 90 °C	Flammability	min. UL 94V-1 (acc. to EIA/IS-722, Test 4.12)
Climatic Category	55/125/21 acc. to IEC 60068-1	Moisture Resistance Test	MIL-STD-202, Method 106 (50 cycles in a temp./mister chamber)
Material: Housing	Thermoset	Resistance to Solvents	MIL-STD-202, Method 215
Material: Terminals	Gold-Plated Copper Alloy	Terminal Strength	MIL-STD-202, Method 211A (Deflection of board 1 mm for 1 minute)
Unit Weight	0.004 g		
Storage Conditions	0 °C to 60 °C, max. 70% r.h.		
Product Marking	see table of variants		

Approvals and Compliances

Detailed information on product approvals, code requirements, usage instructions and detailed test conditions can be looked up in [Details about Approvals](#)

SCHURTER products are designed for use in industrial environments. They have approvals from independent testing bodies according to national and international standards. Products with specific characteristics and requirements such as required in the automotive sector according to IATF 16949, medical technology according to ISO 13485 or in the aerospace industry can be offered exclusively with customer-specific, individual agreements by SCHURTER.

Approvals



The approval mark is used by the testing authorities to certify compliance with the safety requirements placed on electronic products.

Approval Reference Type: USF 0402

Approval Logo	Certificates	Certification Body	Description
	UL Approvals	UL	UL File Number: E41599
	CSA Approvals	CSA	CSA Certification Record: 248899


Product standards

Product standards that are referenced

Organization	Design	Standard	Description
	Designed according to	UL 248-14	Low voltage fuses - Part 14: Additional fuses
	Designed according to	CSA22.2 No. 248.14	Low-Voltage Fuses - Part 14: Supplemental Fuses




Application standards

Application standards where the product can be used

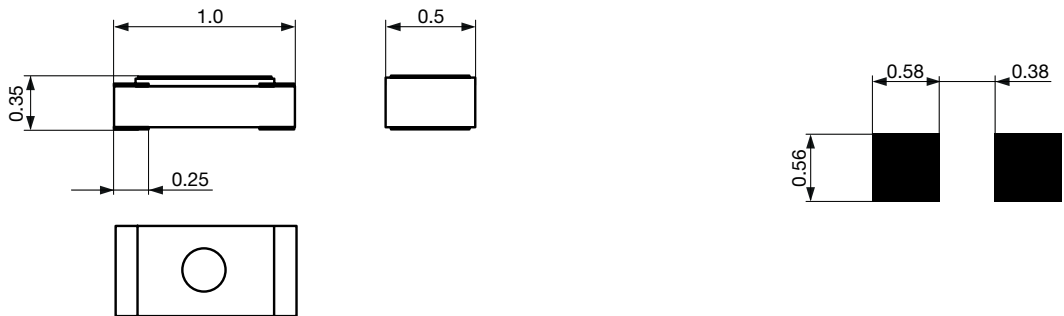
Organization	Design	Standard	Description
	Designed for applications acc.	IEC/UL 62368-1	IEC 62368-1 includes the basic requirements for safety of audio, video, information technology and office equipment.

Compliances

The product complies with following Guide Lines

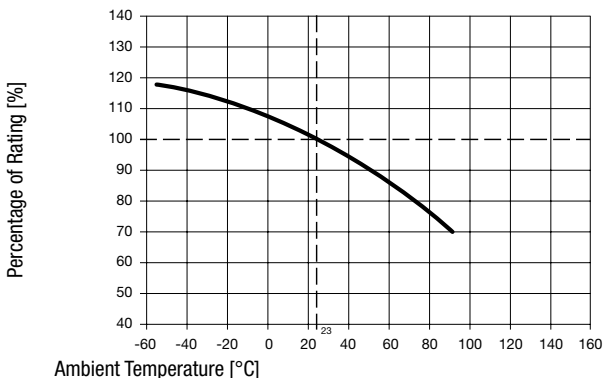
Identification	Details	Initiator	Description
	RoHS	SCHURTER AG	Directive RoHS 2011/65/EU, Amendment (EU) 2015/863
	Halogen Free	SCHURTER AG	SCHURTER strives to offer our customers halogen free products.
	REACH	SCHURTER AG	On 1 June 2007, Regulation (EC) No 1907/2006 on the Registration, Evaluation, Authorization and Restriction of Chemicals 1 (abbreviated as "REACH") entered into force.

Dimension [mm]



Soldering pads

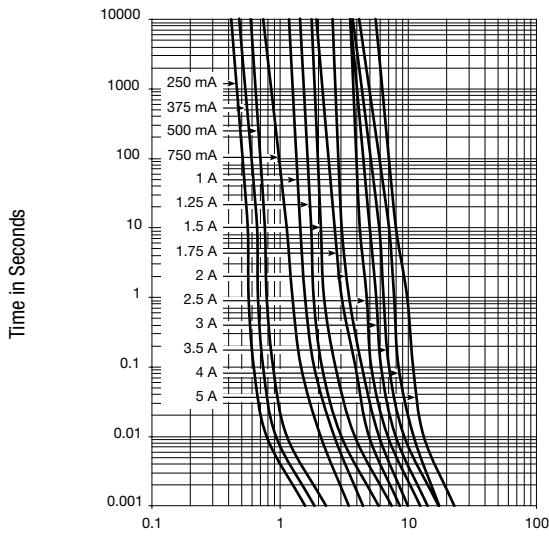
Derating Curves



Pre-Arcing Time
















Rated Current I _n	1.0 x I _n min	2.0 x I _n max	3.0 x I _n max
0.25 A	4 h	-	5 s
0.375 A - 5 A	4 h	5 s	0.2 s

Time-Current-Curves



Current in Amperes

All Variants

Rated Current [A]	Rated Voltage [VDC]	Marking	Breaking Capacity	Power Dissipation 1.0 I _n typ. [mW]	Voltage Drop 1.0 I _n typ. [mV]	Cold Resistance typ. [mΩ]	Melting I ² t at 1 ms typ. [A ² s]		Order Number
0.25	32		1)	23	92	360	0.0025	● ●	3414.0111.26
0.375	32		1)	32	85	193	0.0035	● ●	3414.0112.26
0.5	32		1)	47	93	160	0.0053	● ●	3414.0113.26
0.75	32		1)	76	102	105	0.012	● ●	3414.0114.26
1	32		1)	87	88	73	0.02	● ●	3414.0115.26
1.25	32		1)	120	96	60	0.035	● ●	3414.0116.26
1.5	32		1)	130	87	47	0.056	● ●	3414.0117.26
1.75	32		1)	142	81	39	0.075	● ●	3414.0118.26
2	32		1)	141	71	30	0.1	● ●	3414.0119.26
2.5	32		1)	138	55	20	0.156	● ●	3414.0120.26
3	32		1)	187	61	17	0.2032	● ●	3414.0121.26
3.5	32		1)	202	58	15	0.3017	● ●	3414.0122.26
4	32		1)	228	57	10.5	0.3084	● ●	3414.0123.26
5	32		1)	262	52	8.5	0.531	● ●	3414.0124.26

1) 35 A @ 32 VDC

Availability for all products can be searched real-time: <https://www.schurter.com/en/Stock-Check/Stock-Check-SCHURTER>

Packaging Unit

.xx = .26

Blister Tape 33 cm Reel (10000 pcs.)

Компания «Life Electronics» занимается поставками электронных компонентов импортного и отечественного производства от производителей и со складов крупных дистрибьюторов Европы, Америки и Азии.

С конца 2013 года компания активно расширяет линейку поставок компонентов по направлению коаксиальный кабель, кварцевые генераторы и конденсаторы (керамические, пленочные, электролитические), за счёт заключения дистрибьюторских договоров

Мы предлагаем:

- Конкуренспособные цены и скидки постоянным клиентам.
- Специальные условия для постоянных клиентов.
- Подбор аналогов.
- Поставку компонентов в любых объемах, удовлетворяющих вашим потребностям.
- Приемлемые сроки поставки, возможна ускоренная поставка.
- Доставку товара в любую точку России и стран СНГ.
- Комплексную поставку.
- Работу по проектам и поставку образцов.
- Формирование склада под заказчика.
- Сертификаты соответствия на поставляемую продукцию (по желанию клиента).
- Тестирование поставляемой продукции.
- Поставку компонентов, требующих военную и космическую приемку.
- Входной контроль качества.
- Наличие сертификата ISO.

В составе нашей компании организован Конструкторский отдел, призванный помогать разработчикам, и инженерам.

Конструкторский отдел помогает осуществить:

- Регистрацию проекта у производителя компонентов.
- Техническую поддержку проекта.
- Защиту от снятия компонента с производства.
- Оценку стоимости проекта по компонентам.
- Изготовление тестовой платы монтаж и пусконаладочные работы.



Тел: +7 (812) 336 43 04 (многоканальный)

Email: org@lifeelectronics.ru