

Telpower® Miniature Fused Disconnect Switch

TPM & TPMDS

TPM & TPMDS

TPMDS - Telpower® Miniature Fused Disconnect Switch

TPM - Telpower® Miniature Fuse - Current Limiting

Ampere Ratings: 3-30A

Voltage Rating: 80VDC

Interrupting Rating: 20,000A

Agency Information: **CE**

UL Recognized (investigated to UL 1801) as a disconnect switch for the interruption of load current by means of withdrawing the fuse pullout.

Recognized to U.S. and Canadian requirements under the component recognition program of Underwriters Laboratories Inc.

Files E219046 and E56412.

Catalog Number	Description	Ampere Rating
TPM-3	Miniature Fuse	3A
TPM-4	Miniature Fuse	4A
TPM-5	Miniature Fuse	5A
TPM-6	Miniature Fuse	6A
TPM-7	Miniature Fuse	7A
TPM-8	Miniature Fuse	8A
TPM-10	Miniature Fuse	10A
TPM-12	Miniature Fuse	12A
TPM-15	Miniature Fuse	15A
TPM-20	Miniature Fuse	20A
TPM-25	Miniature Fuse	25A
TPM-30	Miniature Fuse	30A
TPMDS-E	Miniature Disconnect, English	3-30A
TPMDS-M	Miniature Disconnect, Metric	3-30A

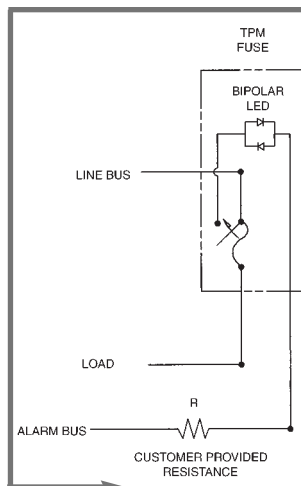
General Information:

- Smallest and most versatile fused disconnect switch available.
- Small size allows for assembly into 1 U (1.75 inch / 44.5 mm) panel.
- AmpColor ID™ System for easy fuse replacement.
- Switch design provides for easy panel mounting by single captive 4-40 (M3) nut and panel notch integral to switch footprint.
- Local and remote open fuse indication. Local alarm indication provided by LED on TPM fuse.
- Current-limiting capability
- Complete system coordination capability
- Load connection: 1/4 inch quick-connect or bolted connection with 10-32 (M5) captive nut.
- Line connection: 1/4 inch quick-connect or screw connection with clearance hole for #10 (M5) bolt.
- Maximum alarm circuit current: 20 mA
- Materials:
 Fuse housing - black thermoplastic, UL 94 V-0, 170°C RTI
 Switch housing - black thermoplastic, UL 94 V-0, 140°C RTI

CE CE logo denotes compliance with European Union Low Voltage Directive (50-1000VAC, 75-1500VDC). Refer to Data Sheet: 8002 or contact Bussmann Application Engineering at 636-527-1270 for more information.



TPM Alarm Schematic



NOTES:

1. The resistance, R, must be provided by the end-user to limit the alarm output current to a maximum of 20 mA. The value, R, should be calculated using the system voltage value.
 - If remote alarm functionality is not required, the *END-USER CIRCUITRY* must still be supplied to provide a resistive path to the return for the local alarm to properly function.
2. The fuse is polarized to maintain proper orientation with the switch housing. The line and load terminals are identified on the switch housing.

The only controlled copy of this Data Sheet is the electronic read-only version located on the Bussmann Network Drive. All other copies of this document are definition uncontrolled. This bulletin is intended to clearly present comprehensive product data and provide technical information that will help the end user with design applications. Bussmann reserves the right, without notice, to change design or construction of any products and to discontinue or limit distribution of any products. Bussmann also reserves the right to change or update, without notice, any technical information contained in this bulletin. Once a product has been selected, it should be tested by the user in all possible applications.

TPM & TPMDS - Dimensional Data



AmpColor ID™ System



Use This Chart to Manage Your Telpower® Fused Disconnect Switches.

Welcome to the AmpColor ID™ System. Please reference this chart to determine which replacement Telpower fuse is needed.

Each amp rating is represented by a specific color or combination of colors.

Please place matching AmpColor label on panel to identify ampere position. For use with Telpower® TPC fuses and TPM fuses.

COOPER Bussmann

For the latest product information and updates visit
www.telpoweronline.com


Chart Reorder no. 3A0347

3A	25A
4A	30A
5A	40A
6A	50A
7A	60A
8A	75A
10A	90A
12A	100A
15A	125A
20A	Telpower® Technology

AmpColor ID™ System for Telpower® TPC and TPM fuses.

Bussmann® 9-01-5M

AmpColor ID™ Chart included with each box of ten TPM fuses.

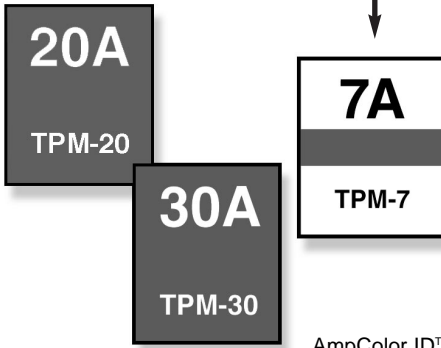


TPM Fuses: 3-30A
TPC Fuses: 3-125A

Reference Data Sheet: 5023 for TPC fuse specifications.

Twelve AmpColor ID™ tags included with each box of ten TPM fuses.

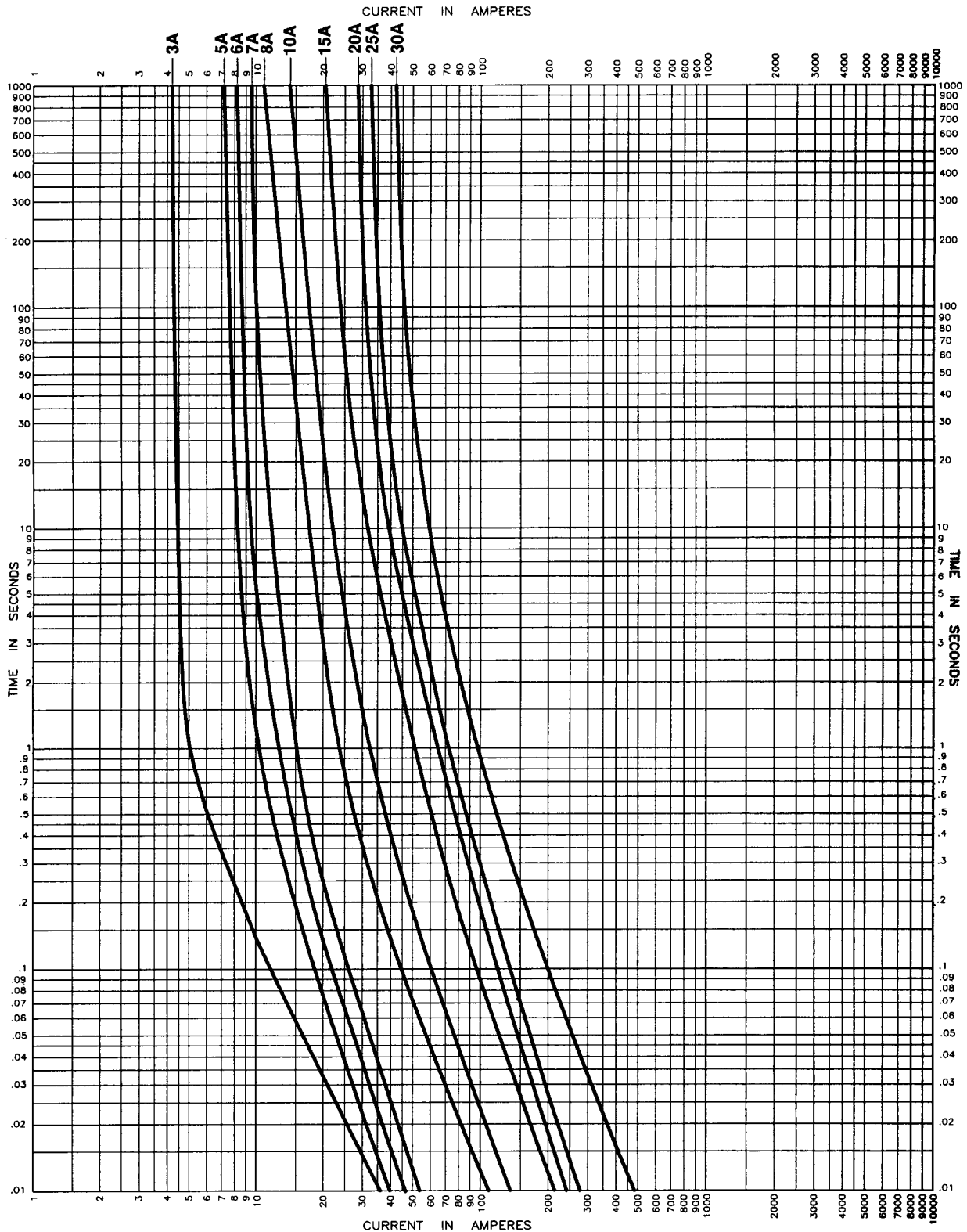
Telpower's AmpColor ID™ System Is Easy to Use. Each Amp rating is represented by a specific color. Simply label new or existing panels with the appropriate AmpColor tags and post the AmpColor chart nearby. Personnel can quickly and accurately reference the chart for the appropriate replacement fuse.



AmpColor ID™ tags

Telpower® Miniature Fused Disconnect Switch

TPM & TPMS



Time-Current Characteristic Curve—Average Melt

Компания «Life Electronics» занимается поставками электронных компонентов импортного и отечественного производства от производителей и со складов крупных дистрибьюторов Европы, Америки и Азии.

С конца 2013 года компания активно расширяет линейку поставок компонентов по направлению коаксиальный кабель, кварцевые генераторы и конденсаторы (керамические, пленочные, электролитические), за счёт заключения дистрибьюторских договоров

Мы предлагаем:

- Конкурентоспособные цены и скидки постоянным клиентам.
- Специальные условия для постоянных клиентов.
- Подбор аналогов.
- Поставку компонентов в любых объемах, удовлетворяющих вашим потребностям.
- Приемлемые сроки поставки, возможна ускоренная поставка.
- Доставку товара в любую точку России и стран СНГ.
- Комплексную поставку.
- Работу по проектам и поставку образцов.
- Формирование склада под заказчика.
- Сертификаты соответствия на поставляемую продукцию (по желанию клиента).
- Тестирование поставляемой продукции.
- Поставку компонентов, требующих военную и космическую приемку.
- Входной контроль качества.
- Наличие сертификата ISO.

В составе нашей компании организован Конструкторский отдел, призванный помогать разработчикам, и инженерам.

Конструкторский отдел помогает осуществить:

- Регистрацию проекта у производителя компонентов.
- Техническую поддержку проекта.
- Защиту от снятия компонента с производства.
- Оценку стоимости проекта по компонентам.
- Изготовление тестовой платы монтаж и пусконаладочные работы.



Тел: +7 (812) 336 43 04 (многоканальный)
Email: org@lifeelectronics.ru