



### PL-900RG-N FEATURES

Specifically designed for electro-surgical catheter applications, the compact and cost effective PL-900 Series offers more features, contacts, and termination options than the competition.

#### Packaging (intuitive, compact, configurable)

- Pulse-Lok® auto-latch / mating confirmation mechanism confirms continuity in critical surgical applications
- 14 standard color combinations
- Proprietary keying protects your single-use from being copied, or mated with the wrong connector
- Custom configurations including passive and active devices for coding or limiting catheter usage

#### Performance (for harsh environments)

- Water proof (IP-67 rated)
- Sterilizable
- Chemical resistant housing
- Up to 5,000 mating cycles (with std. Contacts)
- Factory terminated, overmolded cable assemblies for enhanced flex and stain relief

### SPECIFICATIONS

#### Electrical (see below)

Mating Life: 5,000 cycles min.  
Contact Resistance: < 10 milliohms\*

#### Material

Connector Housing: Thermoplastic  
Flex Reliefs: Thermoplastic Rubber  
Contacts/Sockets: Brass / BeCu,  
Gold Plate per MIL-G-45204  
Reusable Socket = 30-45µ" Gold over 50-200µ" Nickel strike  
Disposable Pin = 10-30µ" Gold over 50-200µ" Nickel strike

#### Mechanical

Mating Cycles: 5K cycles max  
Retention Force:  
• Mated Connectors: 50 lbs. Minimum  
• Cable to Connector: 50 lbs. Typical  
• Backshell to Connector: 50 lbs. Minimum

#### Environmental

- Operating Temp: -20C to +85C\*\*
- Moisture Resistance: to IP-67 (encapsulated)
- Sterilizable: gamma, EtO & Autoclave
- Chem. Resistance: common OR cleaning solvents
- Shelf Life: 3 years (min) Disposable Connectors

\* post conditioning

\*\*Dependent on overmold material

TABLE A:

STANDARD CONTACT CONFIGURATIONS & SPECIFICATIONS

Number of Poles	Contact Size Pin $\phi$ (mm)	Max Wire Gauge	Operating Voltage Max	Operating Current Max (A)	Contact Resistance (ohms)
52	0.5	26	300 V RMS	2.0	<10m
41	0.5	22	300 V RMS	2.0	<10m
35	0.5	26	300 V RMS	2.0	<10m
28	0.5	26	300 V RMS	2.0	<10m
24	0.5	26	300 V RMS	2.0	<10m
24	0.7	22	300 V RMS	5.0	<10m
17	0.5	26	300 V RMS	2.0	<10m
15	0.7	22	300 V RMS	5.0	<10m
11	0.5	26	300 V RMS	2.0	<10m
9	0.7	22	300 V RMS	5.0	<10m

#### Up to 52 Contact Positions



Custom contact inserts are available. Consult factory.

### STANDARD HOUSING OPTIONS

#### Disposable Receptacle Assembly



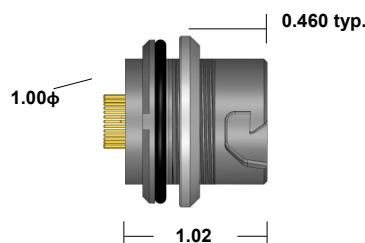
Shown with optional backshell (See Table C)

#### Disposable Receptacle



Select this component from Table B

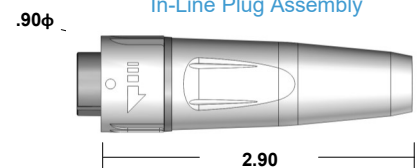
#### Rear Panel-Mount Receptacle Assembly



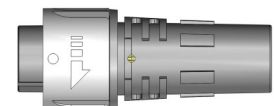
Panel Thickness Range = 0.063 to 0.250

Select this component from Table B

#### In-Line Plug Assembly



Shown with Overmolded Strain Relief  
In-Line Plug Kit (For overmolding)



Select this component from Table B

Connector housings and backshells are illustrated in light gray with gray couplers. Standard color is black on black. \*All dimensions shown in inches except where indicated

For additional information about this, or any other Amphenol Alden product, please contact an Amphenol Alden specialist today.

Phone: 508-427-7000  
Fax: 508-583-0164  
www.amphenolalden.com

# PL-900RG-N SERIES

Plastic Shell Auto-Coupling Connectors *52 pole capacity disposable receptacle and support interconnects*

TABLE B:

STANDARD PART NUMBERS

Number of Poles	Disposable Receptacle		Rear Panel-Mount Receptacle		In-Line Plug
	Solder Cup	PCB	Solder Cup	PCB	Solder Cup
52	341406	342946	342512	342519	341252
41	341392	342932	342484	342491	341224
35	341378	342918	342456	342463	341196
28	341364	342904	342428	342435	341168
24 (26AWG)	341350	342890	342541	342407	341140
24 (22AWG)	341336	342876	342372	342379	341112
17	341322	342862	342344	342351	341084
15	341308	342848	342316	342323	341056
11	341294	342834	342288	342295	341028
9	341280	342820	342260	342267	341000

Note: Part numbers cover black housings in Key 1 configuration. For other color and housing options utilize the Amphenol Alden connector configurator located at [www.amphenolalden.com/configurator](http://www.amphenolalden.com/configurator)

**Options Include:**

Indicator Color Options

Mating Key Options

Panel-Mount Thickness Options

Black (std.), Gray, White, Blue, Red, Green, Yellow

2 Standard Keys, Proprietary Keys Available

.125 (std.), .063, .187, .250

CONTACT TERMINATION OPTIONS

Termination Styles

Panel 1

Pin Length & Application



Intended for termination to flex circuit

Pin Length & Applications



Intended for mounting on rigid PC Board

Flex Circuits Benefits

Facilitates the automated internal application of passive and active electronic components

Facilitates the introduction of automated mass termination techniques. These termination methods are extremely cost effective when terminating 52 pole connectors

Panel 2

PCB (Panel-Mount Receptacles only)



Request Sales Drawing for PCB mounting template

Features & Benefits

- Available in most pole counts from 9 to 52 Poles
- PCB stand-offs ensure proper positioning
- Convenient packaging high temperature contact cures may be soldered to PCB and snapped into panel-mounted receptacle housing later



Features & Benefits

Tiered solder cups provide easy access to center positions. Canted cups facilitate quick and easy wire positioning. Standard on 9-52 pole configurations

Panel-Mount, Cut-Out Template



Applies to Rear Panel-Mount Receptacles

ASSEMBLY INSTRUCTIONS

**Receptacles:**

AI-PL900RGN-ILR01 (3Pole, 12AWG)

AI-PL900RGN-ILR02 (7Pole, 16AWG)

AI-PL900RGN-ILR03 (10-14Pole, 22AWG)

AI-PL900RGN-RPM01 (3Pole, 12AWG)

AI-PL900RGN-RPM02 (7Pole, 16AWG)

AI-PL900RGN-RPM03 (10-14Pole, 22AWG)

**Plugs:**

AI-PL900RGN-P01 (3Pole, 12AWG)

AI-PL900RGN-P02 (7Pole, 16AWG)

AI-PL900RGN-P03 (10-14Pole, 22AWG)

# PL-900RG-N SERIES

Plastic Shell Auto-Coupling Connectors *52 pole capacity disposable receptacle and support interconnects*

TABLE C:

## ACCESSORIES

### Backshell



(Wire exit i.d.)

#### Dimension A

Dimension A	Part Number
0.140	107307-01
0.166	107307-08
0.180	107307-15
0.210	107307-22
0.260	107307-29

#### Part Number

### Disposable Receptacle Backshell:

In applications where the disposable receptacle is attached directly to a cable or catheter this one piece backshell is available to protect light gauge wire terminations and provide an anchor point for the catheter jacket. These backshells snap into place and may be encapsulated

Standard color is black. Gray is optional.

### Protective Connective Caps (IP-67 Seal Rating)

#### Panel-Mount Receptacle Dust Cover (Nylon Tether locks into panel washer)



P/N 110401-01

#### Plug Soaking Cap

(Wire Tether with cable loop)



P/N 111179-01

#### In-Line Receptacle Dust Cover

(Wire Tether with cable loop)



P/N 111026-01

#### Panel-Mount Receptacle Dust Cover:

The PL-900 Series receptacle dust cover protects the receptacles contact system from dust, moisture, and mechanical stress when the connector pair is disengaged. When secured the dust cover will provide an IP-67 environmental seal. The cover is equipped with a tether for security.

#### Receptacle Dust Cover (Without Wire Tether)



P/N 107522-01

#### Plug Soaking Cap (Without Wire Tether)



P/N 107521-01

#### Plug Soaking Cap:

The PL-900 Series Plug Soaking Cap is designed to protect the plug's contact system when a cable assembly is being cleaned or not in use. The soaking cap locks onto the plug providing an IP-67 seal that is ideal for soaking in liquid disinfectants. The soaking cap can be permanently attached to a cable assembly by means of a light weight tether.

Note: Black (std.) Gray (opt.)

Компания «Life Electronics» занимается поставками электронных компонентов импортного и отечественного производства от производителей и со складов крупных дистрибьюторов Европы, Америки и Азии.

С конца 2013 года компания активно расширяет линейку поставок компонентов по направлению коаксиальный кабель, кварцевые генераторы и конденсаторы (керамические, пленочные, электролитические), за счёт заключения дистрибьюторских договоров

Мы предлагаем:

- Конкуренеспособные цены и скидки постоянным клиентам.
- Специальные условия для постоянных клиентов.
- Подбор аналогов.
- Поставку компонентов в любых объемах, удовлетворяющих вашим потребностям.
- Приемлемые сроки поставки, возможна ускоренная поставка.
- Доставку товара в любую точку России и стран СНГ.
- Комплексную поставку.
- Работу по проектам и поставку образцов.
- Формирование склада под заказчика.
- Сертификаты соответствия на поставляемую продукцию (по желанию клиента).
- Тестирование поставляемой продукции.
- Поставку компонентов, требующих военную и космическую приемку.
- Входной контроль качества.
- Наличие сертификата ISO.

В составе нашей компании организован Конструкторский отдел, призванный помогать разработчикам, и инженерам.

Конструкторский отдел помогает осуществить:

- Регистрацию проекта у производителя компонентов.
- Техническую поддержку проекта.
- Защиту от снятия компонента с производства.
- Оценку стоимости проекта по компонентам.
- Изготовление тестовой платы монтаж и пусконаладочные работы.



Тел: +7 (812) 336 43 04 (многоканальный)

Email: [org@lifeelectronics.ru](mailto:org@lifeelectronics.ru)