

Surface Mount Fuse, 3 x 10.1 mm, Quick-Acting F, 250 VAC, 125 VDC



IEC 60127-4, IEC 60127-7 · 250 VAC · 125 VDC · Quick-

See below:

Approvals and Compliances

Description

- Directly solderable on printed circuit boards
- Impermeable to potting compound used to achieve hermetic seal for use in intrinsically safe applications according to ATEX and IECEx requirements.

Unique Selling Proposition

- High breaking capacity up to 200A
- Low melting I²t-values, fast interruption

Applications

- Primary protection on SMD PCBs
- Secondary protection on SMD PCBs
- Battery Management System
- Medical Equipment
- Power supplies
- Illumination

References

[Packaging Details](#)

Fuse Kit [Fuse Kit UMF 250 / UMK 250](#)

Weblinks

[pdf data sheet](#), [html datasheet](#), [General Product Information](#), [Packaging details](#), [Distributor-Stock-Check](#), [Detailed request for product](#), [Microsite](#)

Technical Data

Rated Voltage	250VAC, 125VDC
Rated current	0.5 - 15A
Breaking Capacity	100A - 500A
Characteristic	Quick-Acting F
Mounting	PCB,SMT
Admissible Ambient Air Temp.	-55 °C to 125 °C
Climatic Category	55/125/21 acc. to IEC 60068-1
Material: Housing	Ceramics
Material: Terminals	Tin-Plated Copper Alloy
Unit Weight	0.23 g
Storage Conditions	0 °C to 40 °C, max. 70% r.h.
Product Marking	  , Rated current, Rated Voltage, Characteristic, Breaking Capacity

Soldering Methods	Reflow, Wave Soldering Profile
Solderability	245 °C / 3sec acc. to IEC 60068-2-58, Test Td
Resistance to Soldering Heat	260 °C / 10sec acc. to IEC 60068-2-58, Test Td
Moisture Sensitivity Level	MSL 1, J-STD-020
Case Resistance	>100 MΩ (between leads and body) acc. to EIA/IS-722, Test 4.7
Flammability	min. UL 94V-1 (acc. to EIA/IS-722, Test 4.12)
Operational Life	1000h @ 0.60 x I _n @ 70°C (acc. to EIA/IS-722, Test 4.4.1)
Moisture Resistance Test	MIL-STD-202, Method 106 (acc. to EIA/IS-722, Test 4.4.3)
Mechanical Shock	MIL-STD-202, Method 213 Condition A
Resistance to Solvents	MIL-STD-202, Method 215

Approvals and Compliances

Detailed information on product approvals, code requirements, usage instructions and detailed test conditions can be looked up in [Details about Approvals](#)

SCHURTER products are designed for use in industrial environments. They have approvals from independent testing bodies according to national and international standards. Products with specific characteristics and requirements such as required in the automotive sector according to IATF 16949, medical technology according to ISO 13485 or in the aerospace industry can be offered exclusively with customer-specific, individual agreements by SCHURTER.

Approvals





The approval mark is used by the testing authorities to certify compliance with the safety requirements placed on electronic products.

Approval Reference Type: UMF 250

Approval Logo	Certificates	Certification Body	Description
	VDE Approvals	VDE	VDE Certificate Number: 40027880 & 40048753
	UL Approvals	UL	UL File Number: E41599

Product standards

Product standards that are referenced

Organization	Design	Standard	Description
	Designed according to	IEC 60127-4/2	Miniature fuses. Part 4. Universal modular fuse-links for through-hole and surface mount types
	Designed according to	IEC 60127-7/1	Miniature fuses - Part 7: Miniature fuse-links for special applications
	Designed according to	UL 248-14	Low voltage fuses - Part 14: Additional fuses
	Designed according to	CSA22.2 No. 248.14	Low-Voltage Fuses - Part 14: Supplemental Fuses

Application standards

Application standards where the product can be used

Organization	Design	Standard	Description
	Designed for applications acc.	IEC/UL 62368-1	IEC 62368-1 includes the basic requirements for safety of audio, video, information technology and office equipment.

Compliances

The product complies with following Guide Lines

Identification	Details	Initiator	Description
	CE declaration of conformity	SCHURTER AG	The CE marking declares that the product complies with the applicable requirements laid down in the harmonisation of Community legislation on its affixing in accordance with EU Regulation 765/2008.
	RoHS	SCHURTER AG	Directive RoHS 2011/65/EU, Amendment (EU) 2015/863
	China RoHS	SCHURTER AG	The law SJ / T 11363-2006 (China RoHS) has been in force since 1 March 2007. It is similar to the EU directive RoHS.
	Halogen Free	SCHURTER AG	SCHURTER strives to offer our customers halogen free products.
	REACH	SCHURTER AG	On 1 June 2007, Regulation (EC) No 1907/2006 on the Registration, Evaluation, Authorization and Restriction of Chemicals 1 (abbreviated as "REACH") entered into force.
		SCHURTER AG	Universal Modular Fuse meets the standard IEC 60127-4

Dimension [mm]

10.1 mm



Soldering pads

Derating Curves



Pre-Arcing Time

Rated Current I _n	1.0 x I _n min.	1.25 x I _n min.	2.0 x I _n max.	10.0 x I _n min.	10.0 x I _n max.
0.5 A - 8 A	-	60 min	120 s	1 ms	10 ms
10 A - 15 A	4 h	-	120 s	1 ms	10 ms

Time-Current-Curves



All Variants

Rated Current [A]	Rated Voltage [VAC]	Rated Voltage [VDC]	Breaking Capacity	Voltage Drop 1.0 I _n max. [mV]	Voltage Drop 1.0 I _n typ. [mV]	Power Dissipation 1.25 I _n max [mW]	Melting I ² t 10.0 I _n typ. [A ² s]		Order Number
0.5	250	125	1)	600	430	500	0.042	● ● ●	3405.0163.11
0.5	250	125	1)	600	430	500	0.042	● ● ●	3405.0163.24
0.63	250	125	1)	500	350	500	0.092	● ● ●	3405.0164.11
0.63	250	125	1)	500	350	500	0.092	● ● ●	3405.0164.24
0.8	250	125	1)	400	300	500	0.21	● ● ●	3405.0165.11
0.8	250	125	1)	400	300	500	0.21	● ● ●	3405.0165.24
1	250	125	1)	300	250	500	0.4	● ● ●	3405.0166.11

Rated Current [A]	Rated Voltage [VAC]	Rated Voltage [VDC]	Breaking Capacity	Voltage Drop 1.0 I _n max. [mV]	Voltage Drop 1.0 I _n typ. [mV]	Power Dissipation 1.25 I _n max [mW]	Melting I ² t 10.0 I _n typ. [A ² s]		Order Number
1	250	125	1)	300	250	500	0.4	● ● ●	3405.0166.24
1.25	250	125	2)	300	220	1000	1	● ● ●	3405.0167.11
1.25	250	125	2)	300	220	1000	1	● ● ●	3405.0167.24
1.6	250	125	2)	300	190	1000	2.1	● ● ●	3405.0168.11
1.6	250	125	2)	300	190	1000	2.1	● ● ●	3405.0168.24
2	250	125	2)	300	200	1000	3.26	● ● ●	3405.0169.11
2	250	125	2)	300	200	1000	3.26	● ● ●	3405.0169.24
2.5	250	125	2)	300	160	1200	4.8	● ● ●	3405.0170.11
2.5	250	125	2)	300	160	1200	4.8	● ● ●	3405.0170.24
3.15	250	125	2)	300	100	1500	5.17	● ● ●	3405.0171.11
3.15	250	125	2)	300	100	1500	5.17	● ● ●	3405.0171.24
4	250	125	2)	300	100	2000	9.4	● ● ●	3405.0172.11
4	250	125	2)	300	100	2000	9.4	● ● ●	3405.0172.24
5	250	125	2)	300	110	2500	13.57	● ● ●	3405.0173.11
5	250	125	2)	300	110	2500	13.57	● ● ●	3405.0173.24
6.3	250	125	2)	300	80	3000	23.85	● ● ●	3405.0174.11
6.3	250	125	2)	300	80	3000	23.85	● ● ●	3405.0174.24
8	250	125	2)	220	80	3000	52.58	● ● ●	3405.0175.11
8	250	125	2)	220	80	3000	52.58	● ● ●	3405.0175.24
10	250	125	2)	220	150	4000	45.8	● ● ●	3405.0176.11
10	250	125	2)	220	150	4000	45.8	● ● ●	3405.0176.24
15	125	125	3)	150	100	4000	100	● ● ●	3405.0178.11
15	125	125	3)	150	100	4000	100	● ● ●	3405.0178.24

Availability for all products can be searched real-time: <https://www.schurter.com/en/Stock-Check/Stock-Check-SCHURTER>

- 1) IEC: 100 A @ 250 VAC, p.f. ≥ 0.95 / 100 A @ 125 VDC, resistive
- 1) UL: 200 A @ 250 VAC, p.f. ≥ 0.99 / 200 A @ 125 VDC, resistive
- 2) IEC: 100 A @ 250 VAC, p.f. ≥ 0.95 / 100 A @ 125 VDC, resistive
- 2) UL: 100 A @ 250 VAC, p.f. ≥ 0.99 / 100 A @ 125 VDC, resistive
- 3) UL: 150 A @ 125 VAC, p.f. ≥ 0.99 / 500 A @ 125 VDC, tau < 0.1ms

Packaging Unit .xx = .11 Plastic Bag (100 pcs.)
 .xx = .24 Blister Tape 33 cm Reel (2000 pcs.)

Компания «Life Electronics» занимается поставками электронных компонентов импортного и отечественного производства от производителей и со складов крупных дистрибьюторов Европы, Америки и Азии.

С конца 2013 года компания активно расширяет линейку поставок компонентов по направлению коаксиальный кабель, кварцевые генераторы и конденсаторы (керамические, пленочные, электролитические), за счёт заключения дистрибьюторских договоров

Мы предлагаем:

- Конкурентоспособные цены и скидки постоянным клиентам.
- Специальные условия для постоянных клиентов.
- Подбор аналогов.
- Поставку компонентов в любых объемах, удовлетворяющих вашим потребностям.
- Приемлемые сроки поставки, возможна ускоренная поставка.
- Доставку товара в любую точку России и стран СНГ.
- Комплексную поставку.
- Работу по проектам и поставку образцов.
- Формирование склада под заказчика.
- Сертификаты соответствия на поставляемую продукцию (по желанию клиента).
- Тестирование поставляемой продукции.
- Поставку компонентов, требующих военную и космическую приемку.
- Входной контроль качества.
- Наличие сертификата ISO.

В составе нашей компании организован Конструкторский отдел, призванный помогать разработчикам, и инженерам.

Конструкторский отдел помогает осуществить:

- Регистрацию проекта у производителя компонентов.
- Техническую поддержку проекта.
- Защиту от снятия компонента с производства.
- Оценку стоимости проекта по компонентам.
- Изготовление тестовой платы монтаж и пусконаладочные работы.



Тел: +7 (812) 336 43 04 (многоканальный)

Email: org@lifeelectronics.ru