

THIS DRAWING IS UNPUBLISHED. RELEASED FOR PUBLICATION  
 © COPYRIGHT - By - ALL RIGHTS RESERVED.

LOC	DIST	REVISIONS					
		P	LTR	DESCRIPTION	DATE	DWN	APVD
FT	0	K18		REVISED PER ECO-11-004587	11MAR11	RK	HMR

PHYSICAL PROPERTIES:  
 HOUSING MATERIAL: THERMOPLASTIC, PC  
 FLAMABILITY: UL94V-0  
 COLOR: BLACK

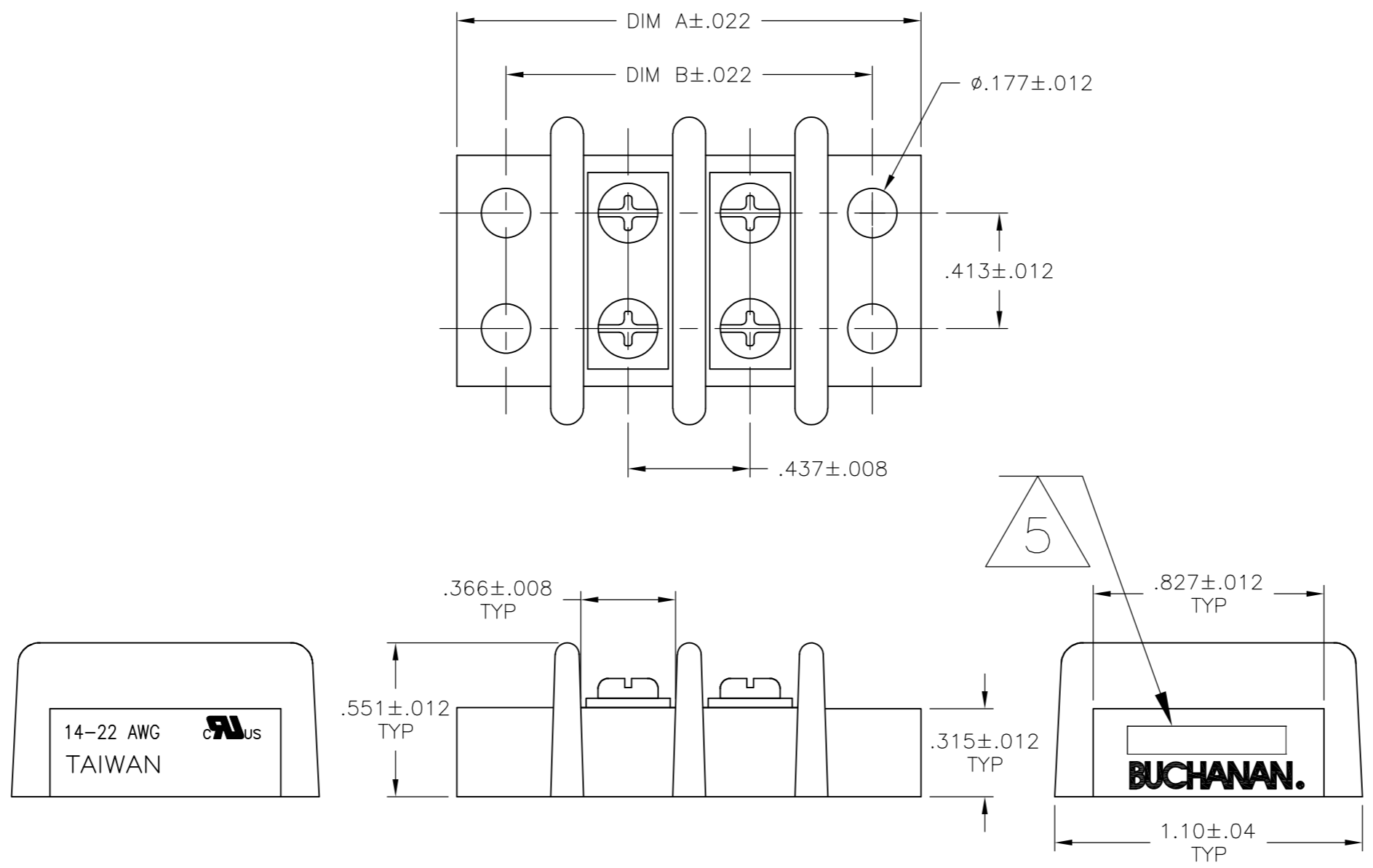
TERMINAL:  
 TERMINALS: BRASS, TIN PLATED  
 SCREWS: 6-32 STEEL, NICKEL PLATED

MECHANICAL:  
 PITCH: .437  
 WIRE RANGE: 14-22 AWG  
 RECOMMENDED TIGHTENING TORQUE: 12IN-LB

ELECTRICAL PROPERTIES:  
 MAX CURRENT: 25A  
 OPERATING VOLTAGE: 300V

ENVIRONMENTAL PROPERTIES:  
 OPERATING TEMP: -40°C TO 120°C

- 1 SEE FIGURE.
- 2 PRELIMINARY PART NUMBER.
- 3 STAINLESS STEEL SCREWS.
- 4 WHITE INK STAMP.
- 5 TE CONNECTIVITY LOGO LOCATED APPROXIMATE AREA.



5.646	5.992	12	4-1546670-2
9.142	9.488	20	2-1546670-0
8.705	9.051	19	1-1546670-9
8.268	8.614	18	3-1546670-0
8.268	8.614	18	1-1546670-8
7.831	8.177	17	1-1546670-7
7.394	7.740	16	1-1546670-6
6.957	7.303	15	1-1546670-5
6.520	6.866	14	1-1546670-4
6.083	6.429	13	1-1546670-3
5.646	5.992	12	1-1546670-2
5.209	5.555	11	1-1546670-1
4.772	5.118	10	4-1546670-3
4.772	5.118	10	3-1546670-8
4.772	5.118	10	1-1546670-0
4.335	4.681	9	3-1546670-5
4.335	4.681	9	3-1546670-2
4.335	4.681	9	1546670-9
3.898	4.244	8	4-1546670-1
3.898	4.244	8	3-1546670-6
3.898	4.244	8	3-1546670-4
3.898	4.244	8	3-1546670-3
3.898	4.244	8	1546670-8
3.461	3.807	7	1546670-7
3.024	3.370	6	3-1546670-1
3.024	3.370	6	1546670-6
2.587	2.933	5	2-1546670-8
2.587	2.933	5	2-1546670-7
2.587	2.933	5	1546670-5
2.496	2.933	4	3-1546670-9
2.150	2.496	4	2-1546670-9
2.150	2.496	4	1546670-4
1.713	2.059	3	1546670-3
1.276	1.622	2	1546670-2
DIM B	DIM A	NO OF POS	PART NUMBER

THIS DRAWING IS A CONTROLLED DOCUMENT.

DWN	S SCHEGEL	4/4/03
CHK	C RICHARD	4/4/03
APVD	C RICHARD	4/4/03

TE Connectivity

DOUBLE ROW BARRIER STRIP W/ BINDING HD SCREW, .437 SPACING

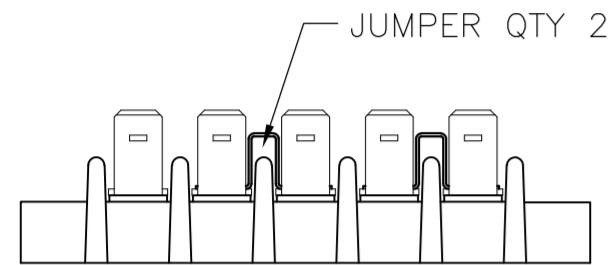
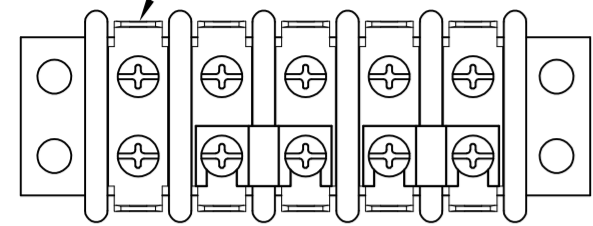
SIZE	A2	CAGE CODE	00779	DRAWING NO	C=1546670	RESTRICTED TO	-
WEIGHT	-	SCALE	NTS	SHEET	1 of 3	REV	K18

CUSTOMER DRAWING

THIS DRAWING IS UNPUBLISHED. RELEASED FOR PUBLICATION  
 © COPYRIGHT - By - ALL RIGHTS RESERVED.

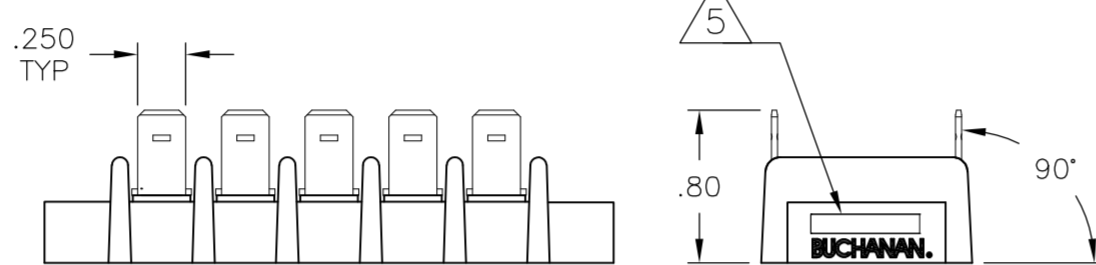
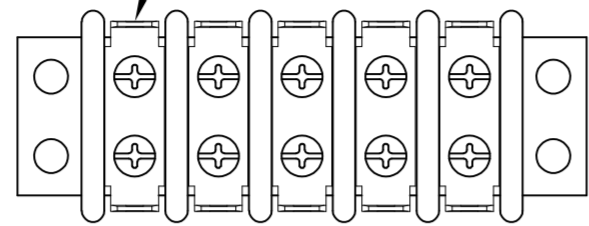
LOC		DIST		REVISIONS			
P	LTR	DESCRIPTION	DATE	DWN	APVD		
FT	0	SEE SHEET 1	-	-	-	-	-

DOUBLE SIDED, DOUBLE HOLE  
QC TAB, QTY 5



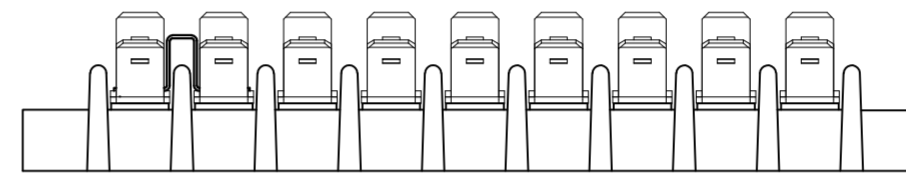
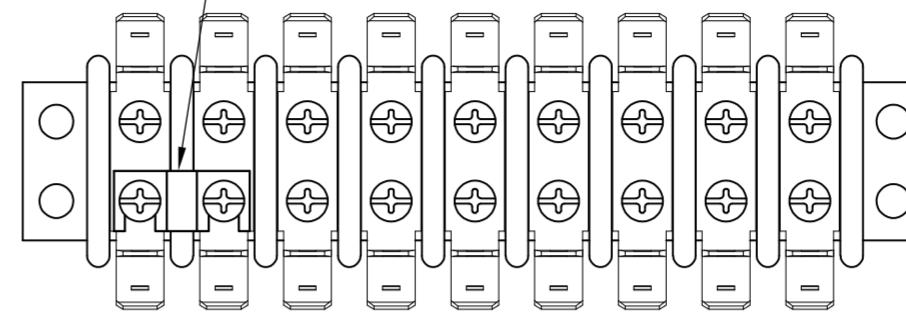
2-1546670-7

DOUBLE SIDED, DOUBLE HOLE  
QC TAB, QTY 5



2-1546670-8

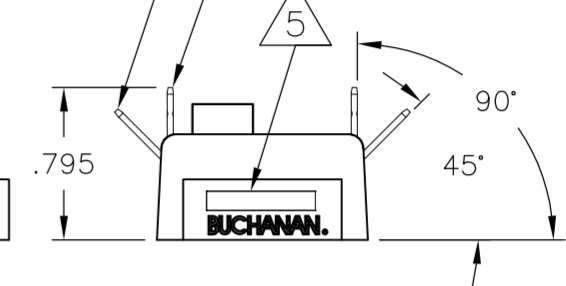
JUMPER, QTY 1



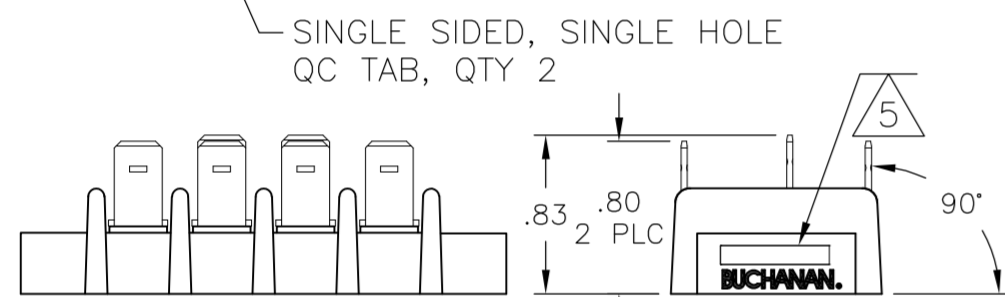
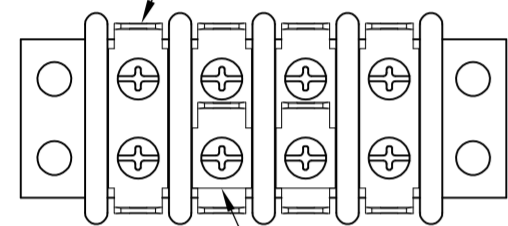
3-1546670-2

DOUBLE SIDED, DOUBLE HOLE  
45° QC TAB, QTY 9

DOUBLE SIDED, DOUBLE HOLE  
90° QC TAB, QTY 9

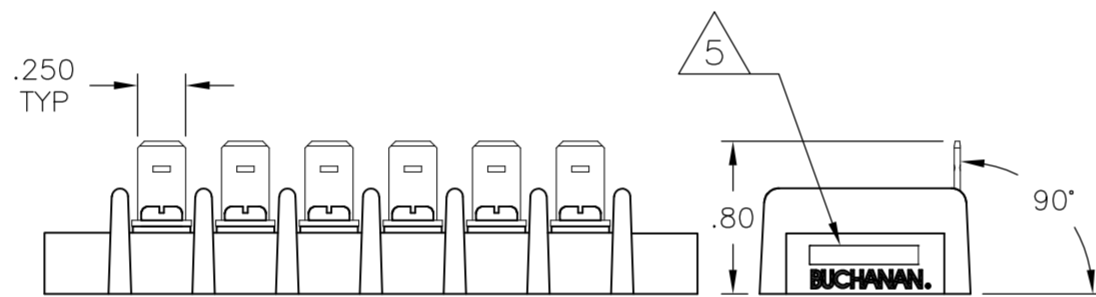
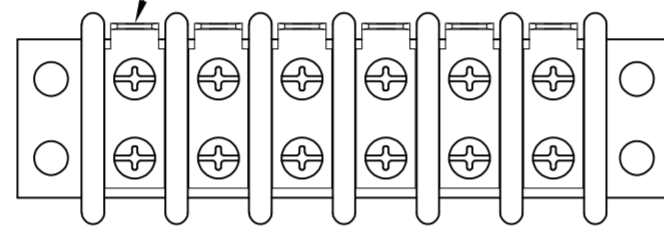


DOUBLE SIDED, DOUBLE HOLE  
QC TAB, QTY 5



2-1546670-9

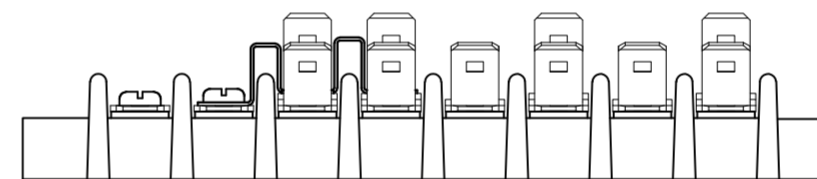
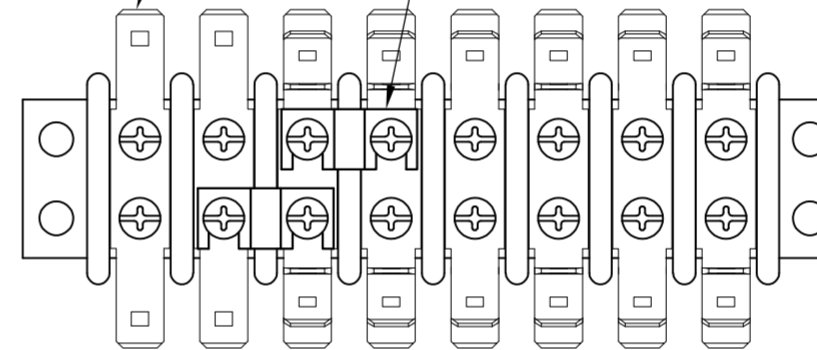
SINGLE SIDED, DOUBLE HOLE  
QC TAB, QTY 6



3-1546670-1

DOUBLE SIDED, DOUBLE HOLE  
FLAT QC TAB, QTY 8.

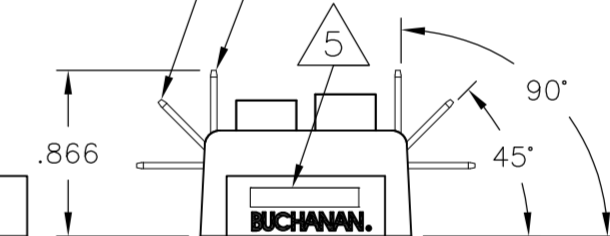
JUMPER, QTY 2



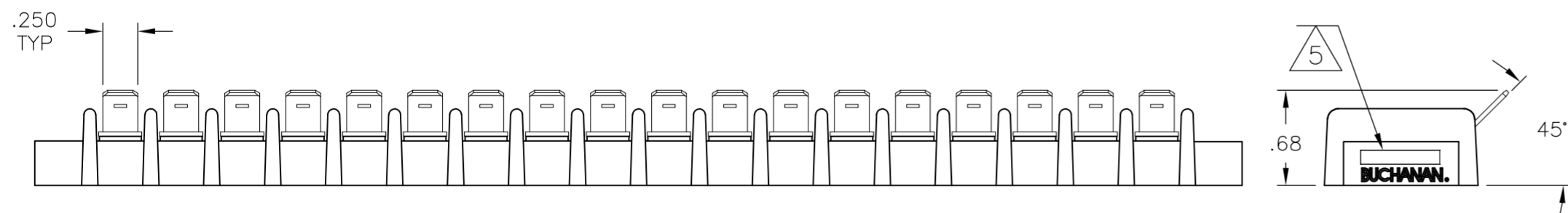
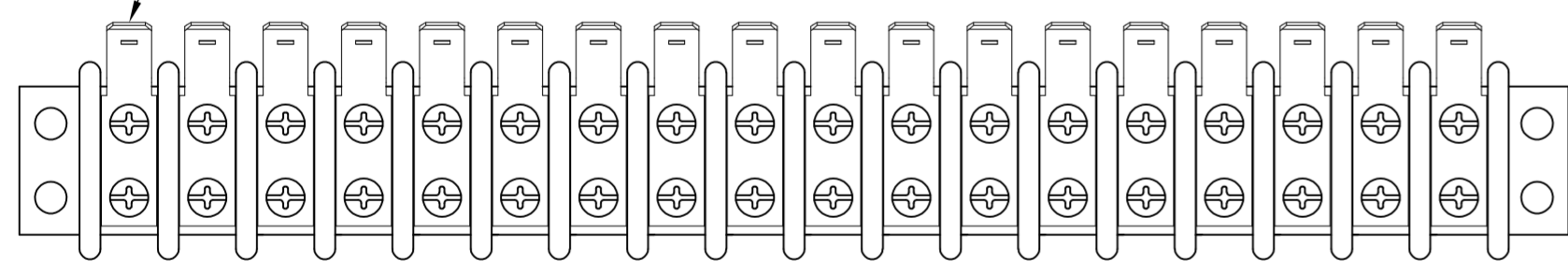
3-1546670-3

DOUBLE SIDED, DOUBLE HOLE  
45° QC TAB, QTY 6

DOUBLE SIDED, DOUBLE HOLE  
90° QC TAB, QTY 4

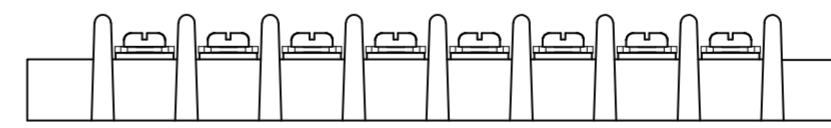
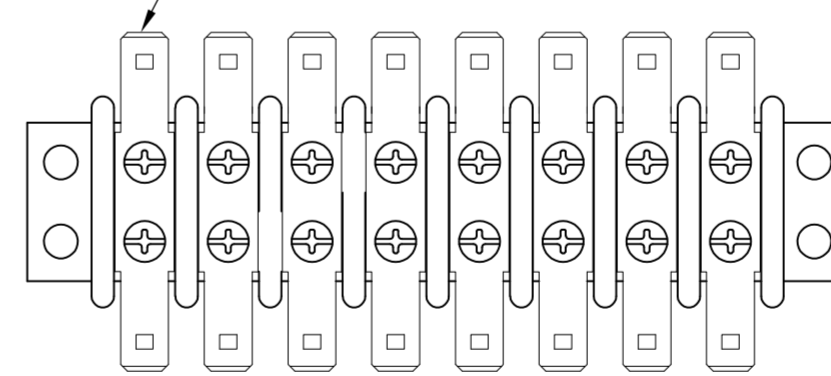


SINGLE SIDED, DOUBLE HOLE  
QC TAB, QTY 18



3-1546670-0

DOUBLE SIDED, DOUBLE HOLE  
FLAT QC TAB, QTY 8.



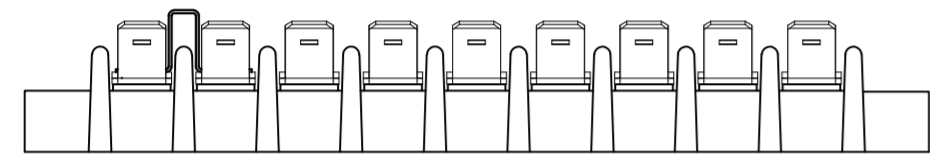
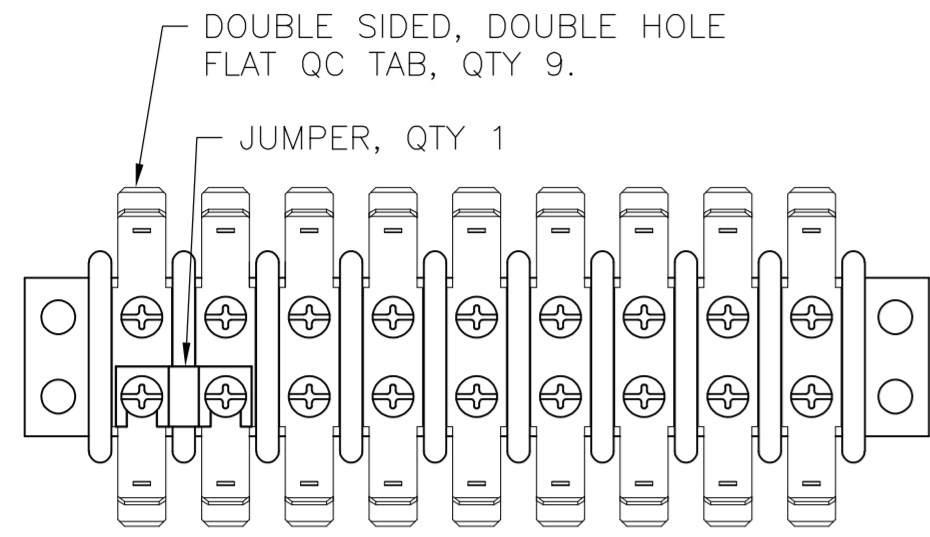
3-1546670-4

11.764	12.110	26	2-1546670-6
11.327	11.673	25	2-1546670-5
10.90	11.236	24	2-1546670-4
10.453	10.799	23	2-1546670-3
10.016	10.362	22	2-1546670-2
9.579	9.925	21	2-1546670-1
9.142	9.488	20	3-1546670-7
DIM B	DIM A	NO OF POS	PART NUMBER

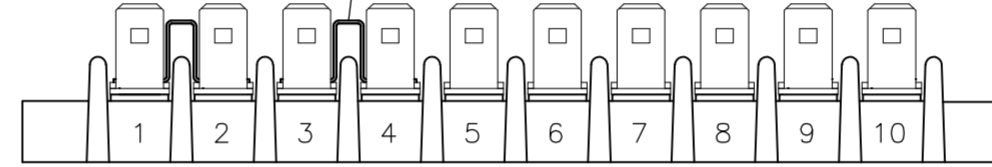
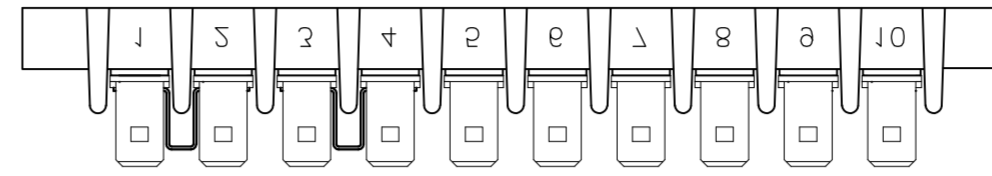
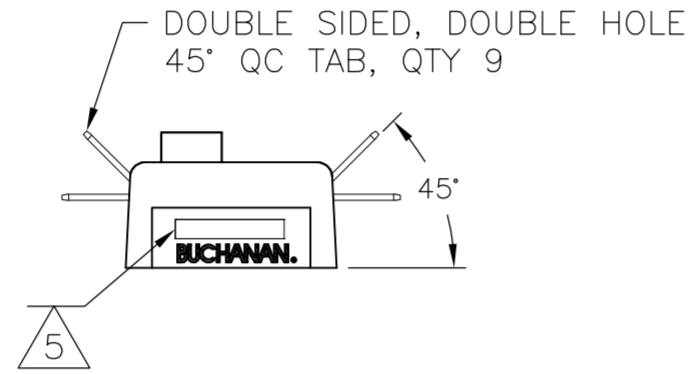
THIS DRAWING IS A CONTROLLED DOCUMENT.		DWN	S SCHEGEL	4/4/03	TE Connectivity		
DIMENSIONS: INCHES		CHK	C RICHARD	4/4/03			
TOLERANCES UNLESS OTHERWISE SPECIFIED:		APVD	C RICHARD	4/4/03			
0 PLC ± - 1 PLC ± - 2 PLC ± .01 3 PLC ± .005 4 PLC ± - ANGLES ± 3°		PRODUCT SPEC	-	-			
MATERIAL		FINISH	-	-	NAME	DOUBLE ROW BARRIER STRIP W/ BINDING HD SCREW, .437 SPACING	
-		WEIGHT	-	-	SIZE	A2	
-		CUSTOMER DRAWING		CAGE CODE	00779	DRAWING NO	C=1546670
-		-		RESTRICTED TO	-	SCALE	NTS
-		-		SHEET	2 of 3	REV	K18

THIS DRAWING IS UNPUBLISHED. RELEASED FOR PUBLICATION  
 © COPYRIGHT - By - ALL RIGHTS RESERVED.

LOC		DIST		REVISIONS			
P	LTR	DESCRIPTION	DATE	DWN	APVD		
FT	0	SEE SHEET 1	-	-	-		



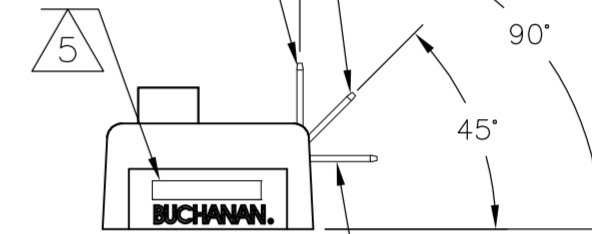
3-1546670-5



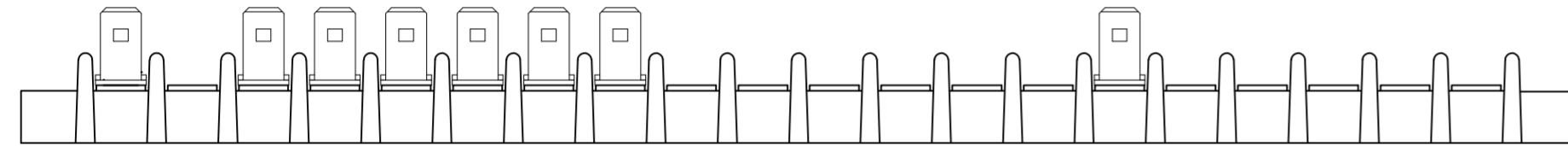
4-1546670-3

SINGLE SIDED, DOUBLE HOLE  
45° QC TAB, QTY 10

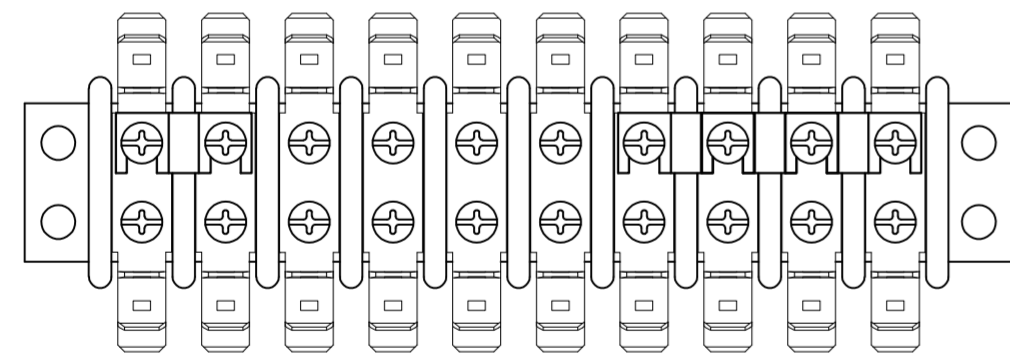
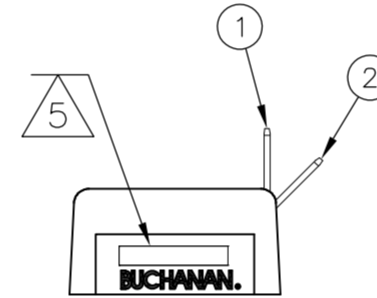
SINGLE SIDED, DOUBLE HOLE  
90° QC TAB, QTY 10



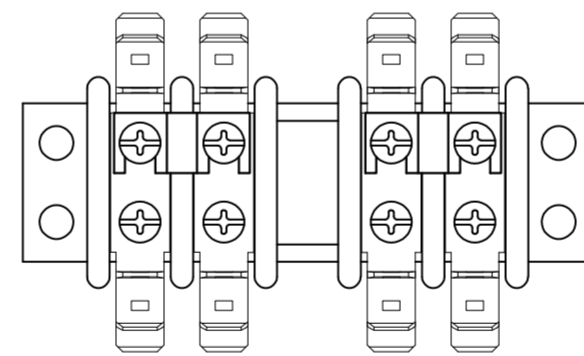
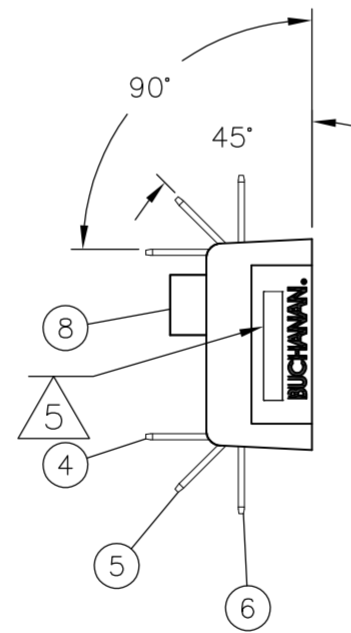
SINGLE SIDED, DOUBLE HOLE  
FLAT QC TAB, QTY 10



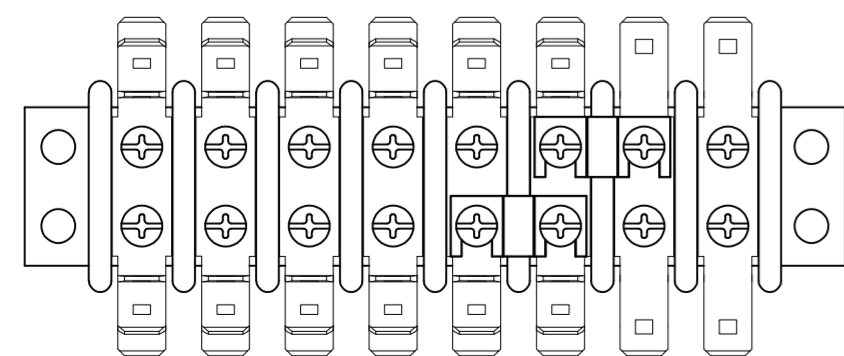
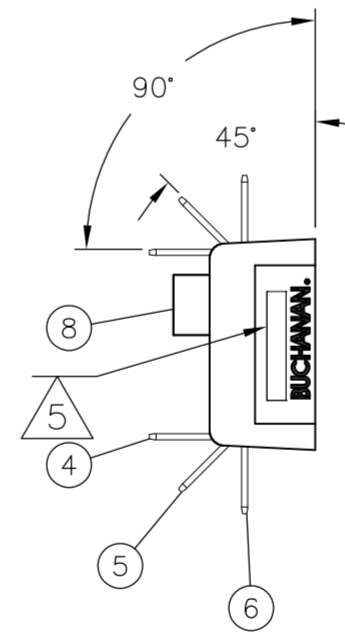
3-1546670-7



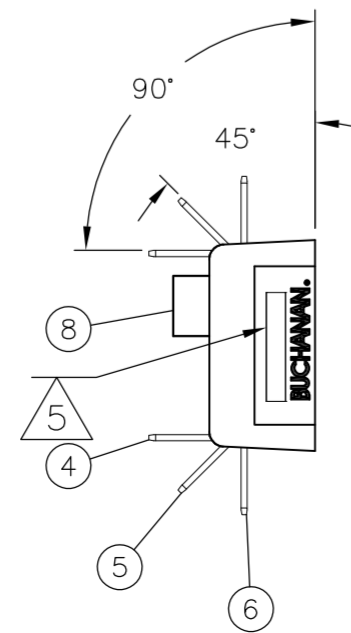
3-1546670-8



3-1546670-9



4-1546670-1



THIS DRAWING IS A CONTROLLED DOCUMENT.		DWN S SCHEGEL 4/4/03	TE Connectivity	
DIMENSIONS: INCHES		CHK C RICHARD 4/4/03		
TOLERANCES UNLESS OTHERWISE SPECIFIED:		APVD C RICHARD 4/4/03	NAME	
0 PLC ± -	1 PLC ± -	PRODUCT SPEC	DOUBLE ROW BARRIER STRIP W/ BINDING HD SCREW, .437 SPACING	
2 PLC ± .01	3 PLC ± .005	APPLICATION SPEC	SIZE A2	CAGE CODE 00779
4 PLC ± -	ANGLES ± 3'	WEIGHT -	DRAWING NO C-1546670	RESTRICTED TO -
MATERIAL -	FINISH -	CUSTOMER DRAWING	SCALE NTS	SHEET 3 of 3

Компания «Life Electronics» занимается поставками электронных компонентов импортного и отечественного производства от производителей и со складов крупных дистрибьюторов Европы, Америки и Азии.

С конца 2013 года компания активно расширяет линейку поставок компонентов по направлению коаксиальный кабель, кварцевые генераторы и конденсаторы (керамические, пленочные, электролитические), за счёт заключения дистрибьюторских договоров

Мы предлагаем:

- Конкуренеспособные цены и скидки постоянным клиентам.
- Специальные условия для постоянных клиентов.
- Подбор аналогов.
- Поставку компонентов в любых объемах, удовлетворяющих вашим потребностям.
- Приемлемые сроки поставки, возможна ускоренная поставка.
- Доставку товара в любую точку России и стран СНГ.
- Комплексную поставку.
- Работу по проектам и поставку образцов.
- Формирование склада под заказчика.
- Сертификаты соответствия на поставляемую продукцию (по желанию клиента).
- Тестирование поставляемой продукции.
- Поставку компонентов, требующих военную и космическую приемку.
- Входной контроль качества.
- Наличие сертификата ISO.

В составе нашей компании организован Конструкторский отдел, призванный помогать разработчикам, и инженерам.

Конструкторский отдел помогает осуществить:

- Регистрацию проекта у производителя компонентов.
- Техническую поддержку проекта.
- Защиту от снятия компонента с производства.
- Оценку стоимости проекта по компонентам.
- Изготовление тестовой платы монтаж и пусконаладочные работы.



Тел: +7 (812) 336 43 04 (многоканальный)  
Email: [org@lifeelectronics.ru](mailto:org@lifeelectronics.ru)