



FCIconnect.com

Copyright FCI.

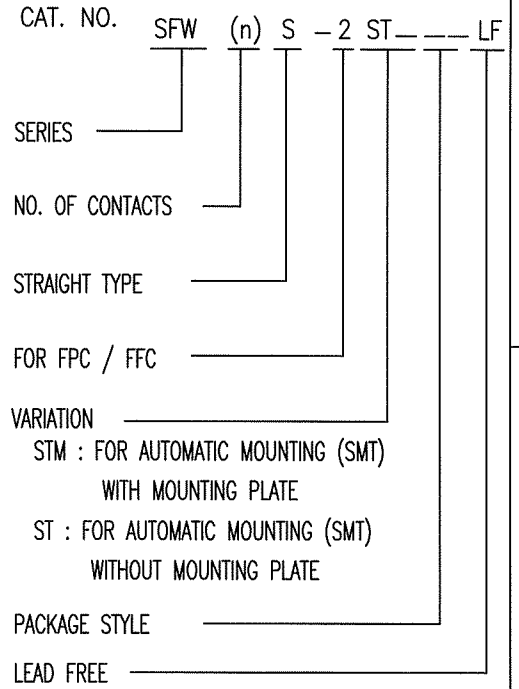
# Configuration of Documents

P/N	Documents	No.	Title	CAT.No.
SFW_S-25T(M)E1	Specification Connector dwg.	SC-SFWS01	CAT.NO.TABLE FOR 1mm SPACING SMT CONNECTOR	SFW_S-25T
		JSA93342	1mm SPACING SURFACE MOUNT FPC/FFC CONNECTOR	SFW_S-25T
		JSA93579	1mm SPACING SURFACE MOUNT FPC/FFC CONNECTOR	SFW_S-25TM
		JSA93836	CAT. NO. TABLE FOR PLASTIC TAPE PACKAGED 1mm SPACING SMT CONN.	SFW_S-25T_E1
		JSA93343	PLASTIC TAPE PACKAGED 1mm SPACING SMT CONNECTOR	SFW_S-25T_E1
		JSA93338	RECOMMENDED CABLE	SFW_S-25T
		JSA93340	RECOMMENDED CABLE	SFW_S-25T
SFW_S-65T(M)E1	Manual	BJM-SFWS101		
	Specification Connector dwg.	SC-SFWS02	CAT.NO.TABLE FOR 1mm SPACING SMT CONNECTOR	SFW_S-65T
		JSA93900	1mm SPACING SURFACE MOUNT C/C CONNECTOR	SFW_S-65T
		JSA93905	1mm SPACING SURFACE MOUNT C/C CONNECTOR	SFW_S-65TM
		JSA93901	CAT. NO. TABLE FOR PLASTIC TAPE PACKAGED 1mm SPACING SMT CONN.	SFW_S-65T_E1
		JSA93902	PLASTIC TAPE PACKAGED 1mm SPACING SMT CONNECTOR	SFW_S-65T_E1
		JSA93903	RECOMMENDED CABLE	SFW_S-65T
SFW_S-25T(M)E1LF	Cable dwg.	JSA93904		
	Manual	BJM-SFWS102		
	Specification Connector dwg.	SC-SFWS03	CAT.NO.TABLE FOR 1mm SPACING SMT CONNECTOR	SFW_S-25T_LF
		JSA96516	1mm SPACING SURFACE MOUNT FPC/FFC CONNECTOR	SFW_S-25T_LF
		JSA96517	1mm SPACING SURFACE MOUNT FPC/FFC CONNECTOR	SFW_S-25TM_LF
		JSA96518	CAT. NO. TABLE FOR PLASTIC TAPE PACKAGED 1mm SPACING SMT CONN.	SFW_S-25T_E1LF
		JSA96519	PLASTIC TAPE PACKAGED 1mm SPACING SMT CONNECTOR	SFW_S-25T_E1LF
SFW_S-65T(M)E1LF	Cable dwg.	JSA93340		
	Manual	BJM-SFWS101		
	Specification Connector dwg.	SC-SFWS04	CAT. NO. TABLE FOR 1mm SPACING SMT CONNECTOR	SFW_S-65T_LF
		JSA96521	1mm SPACING SURFACE MOUNT C/C CONNECTOR	SFW_S-65T_LF
		JSA96522	1mm SPACING SURFACE MOUNT C/C CONNECTOR	SFW_S-65TM_LF
		JSA96523	CAT. NO. TABLE FOR PLASTIC TAPE PACKAGED 1mm SPACING SMT CONN.	SFW_S-65T_E1LF
		JSA96524	PLASTIC TAPE PACKAGED 1mm SPACING SMT CONNECTOR	SFW_S-65T_E1LF
	JSA96525	RECOMMENDED CABLE	SFW_S-65T_LF	
	JSA93904	Manual		
	Manual	BJM-SFWS102		

mat'l. code		surface 58 / tolerance ISO 1302 / ISO 406 / ISO 1101		projection		product family 58SF		CODE JP	
ltr	ecn no	dr	date	tolerances unless otherwise specified		title		sheet 1 of 1	
A	J05-0334	H.T	6/3/'05	angles	linear	SFW_S Documents Configuration (1mm Spacing connector)		size A4	
B	J05-0377	H.T	6/22/'05			scale		sheet 1 of 1	
C	J06-0430	H.T	10/19/'06			mm		sheet 1 of 1	
		dr				scale		sheet 1 of 1	
		enr				mm		sheet 1 of 1	
		chr				mm		sheet 1 of 1	
		appd				mm		sheet 1 of 1	
sheet index		revision sheet	C 1			FCI		type Product Customer Drawing	
								Rev. C	

CAT. NO. & DIMENSIONS

NOTE3	NO. OF CONTACTS (n)	CAT. NO.	DIMENSIONS (NOTE2)		
			A ±0.2	B ±0.2	C ±0.2
	4	SFW4S-2ST__LF	10.4	5.24	3
	5	SFW5S-2ST__LF	11.4	6.24	4
	6	SFW6S-2ST__LF	12.4	7.24	5
*	7	SFW7S-2ST__LF	13.4	8.24	6
	8	SFW8S-2ST__LF	14.4	9.24	7
*	9	SFW9S-2ST__LF	15.4	10.24	8
	10	SFW10S-2ST__LF	16.4	11.24	9
	11	SFW11S-2ST__LF	17.4	12.24	10
*	12	SFW12S-2ST__LF	18.4	13.24	11
	13	SFW13S-2ST__LF	19.4	14.24	12
	14	SFW14S-2ST__LF	20.4	15.24	13
	15	SFW15S-2ST__LF	21.4	16.24	14
	16	SFW16S-2ST__LF	22.4	17.24	15
	17	SFW17S-2ST__LF	23.4	18.24	16
*	18	SFW18S-2ST__LF	24.4	19.24	17
*	19	SFW19S-2ST__LF	25.4	20.24	18
	20	SFW20S-2ST__LF	26.4	21.24	19
*	21	SFW21S-2ST__LF	27.4	22.24	20
	22	SFW22S-2ST__LF	28.4	23.24	21
	23	SFW23S-2ST__LF	29.4	24.24	22
	24	SFW24S-2ST__LF	30.4	25.24	23
*	25	SFW25S-2ST__LF	31.4	26.24	24
	26	SFW26S-2ST__LF	32.4	27.24	25
*	27	SFW27S-2ST__LF	33.4	28.24	26
	28	SFW28S-2ST__LF	34.4	29.24	27
	29	SFW29S-2ST__LF	35.4	30.24	28
	30	SFW30S-2ST__LF	36.4	31.24	29
*	31	SFW31S-2ST__LF	37.4	32.24	30
*	32	SFW32S-2ST__LF	38.4	33.24	31



NOTES

1. THIS PRODUCT IS THE CONNECTOR, DESIGNED TO TERMINATE FPC/FFC AND COPE WITH AUTOMATIC MOUNTING (SMT).
2. SEE PART DRAWINGS FOR DIMENSIONS A.B.C.
3. PLEASE CONSULT US IN CASE OF USING PARTS WITH \* MARK

mat'l. code		surface 58 / tolerance ISO 1302 / ISO 406 / ISO 1101		projection		product family 58SF		CODE JP	
ltr		ecn no		dr		date		title	
A		J05-0377		H.T		2005-6-22		CAT. NO. TABLE FOR 1mm SPACING SMT CONNECTOR (CAT.No.SFW__S-2ST__LF)	
B		J05-0547		H.T		2005-8-30			
C		J06-0430		H.T		2006-10-19			
D		J07-0407		H.T		2007-8-9		dwg no sheet 1 of 1 size	
				engr		2007-8-9		JSA 96516 A4	
				chr		2007-8-19			
				appd		2007-8-16		type Product Customer Drawing	
sheet index		revision D		sheet 1				Rev. D	



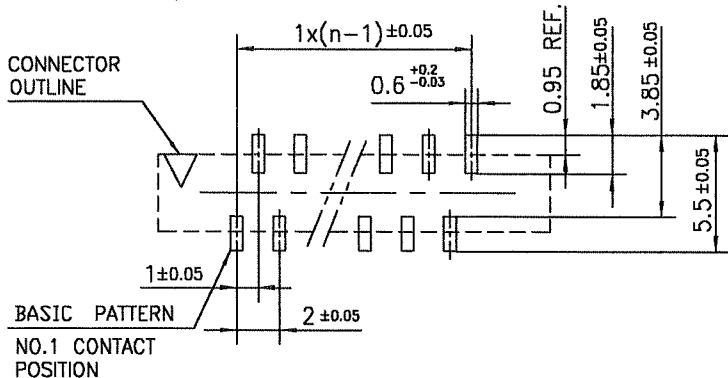
PT. NO.	PARTS NAME	MATERIAL	Q'TY	NOTE
1	HOUSING	GLASS FILLED THERMOPLASTIC RATED. (UL94V-0)	1	COLOR : BROWN
2	SLIDER	(UL94V-0)	1	COLOR : BLACK
3	CONTACT	PHOSPHOR BRONZE	n	PLATING : TIN Ni UNDER PLATED(LEAD FREE)

n : NO. OF CONTACTS

NOTES

1. THIS PRODUCT IS THE CONNECTOR DESIGNED TO TERMINATE FPC/FFC AND COPEs WITH AUTOMATIC MOUNTING (SMT).
2. FLATNESS OF CONTACT TERMINAL MUST BE WITHIN TOLERANCE IN Z PORTION DETAILED DRAWING.
3. THIS DIMENSION IS SPACE FOR THE NOZZLE OF MOUNTER.
4. THIS PRODUCT MEETS EUROPEAN UNION DIRECTIVES AND OTHER COUNTRY REGULATIONS AS DESCRIBED IN GS-22-008
5. THE HOUSING WILL WITHSTAND EXPOSURE TO 260°C PEAK TEMPERATURE FOR 10 SECONDS IN A REFLOW SOLDERING OVEN.

RECOMMENDED PC BOARD LAYOUT (COMPONENT SIDE)



mat'l. code				surface 58 ISO 1302 ✓		tolerance ISO 406 ISO 1101		projection mm		product family 58SF		CODE JP	
ltr ecn no dr date				tolerances unless otherwise specified		±0.2		mm		title 1mm SPACING SURFACE MOUNT FPC/FFC CONNECTOR (CAT.No.SFW__S-2ST__LF)			
A J05-0377 H.T 6/22/05				angles		linear		scale X		dwg no JSA 96517		sheet 1 of 1 size A4	
B J05-0731 H.T 10/28/05								FCI		type Product Customer Drawing			
C J06-0430 H.T 10/19/06				dr		10/19/06							
				enrg		10/19/06							
				chr		10/19/06							
				appd		10/19/06							
sheet index		revision sheet		C 1								Rev C	

SC-SFWS 03 JSA96516 form: A4



PT. NO.	PARTS NAME	MATERIAL	Q'TY	NOTE
1	HOUSING	GLASS FILLED THERMOPLASTIC RATED. (UL94V-0)	1	COLOR : BROWN
2	SLIDER		1	COLOR : BLACK
3	CONTACT	PHOSPHOR BRONZE	n	PLATING : TIN Ni UNDER PLATED(LEAD FREE)
4	MOUNTING PLATE	BRASS	2	

n : NO. OF CONTACTS

NOTES

1. THIS PRODUCT IS THE CONNECTOR DESIGNED TO TERMINATE FPC/FFC AND COPES WITH AUTOMATIC MOUNTING (SMT).
2. FLATNESS OF CONTACT TERMINAL AND MOUNTING PLATE MUST BE WITHIN TOLERANCE IN Z PORTION DETAILED DRAWING.
3. THIS DIMENSION IS SPACE FOR THE NOZZLE OF MOUNTER.
4. THIS PRODUCT MEETS EUROPEAN UNION DIRECTIVES AND OTHER COUNTRY REGULATIONS AS DESCRIBED IN GS-22-008
5. THE HOUSING WILL WITHSTAND EXPOSURE TO 260°C PEAK TEMPERATURE FOR 10 SECONDS IN A REFLOW SOLDERING OVEN.

RECOMMENDED PC BOARD LAYOUT (COMPONENT SIDE)



mat'l. code				surface 58 ISO 1302		tolerance ISO 406 ISO 1101		projection 		product family 58SF		CODE JP	
ltr	ecn no	dr	date	tolerances unless otherwise specified				mm		title 1mm SPACING SURFACE MOUNT FPC/FFC CONNECTOR (CAT.No.SFW__S-2STM__LF)			
A	J05-0377	H.T	6/22/05	angles		±0.2		←		dwg no JSA 96518			
B	J05-0731	H.T	10/28/05	linear				→					
C	J06-0430	H.T	10/19/06					scale X		type Product Customer Drawing			
sheet index		revision sheet		dr		engr		chr		appd		Rev. c	
		C 1		10/19/06		10/19/06		10/19/06		10/20/06		C	

SC-SFWS 03 JSA96516 form: A4







PT. NO.	PARTS NAME	CAT. NO.	MATERIAL	Q'TY	NOTE
1	REEL	---	CARDBOARD	1	COLOR:GRAY
2	PLASTIC (EMBOSSSED) TAPE	---	PET	---	COLOR:TRANSPARENCY
3	COVER	---	POLYESTER	---	COLOR:TRANSPARENCY
4	CONNECTOR	SFW__S-2ST__LF	SEE ATTACHED DWG.	1000	---

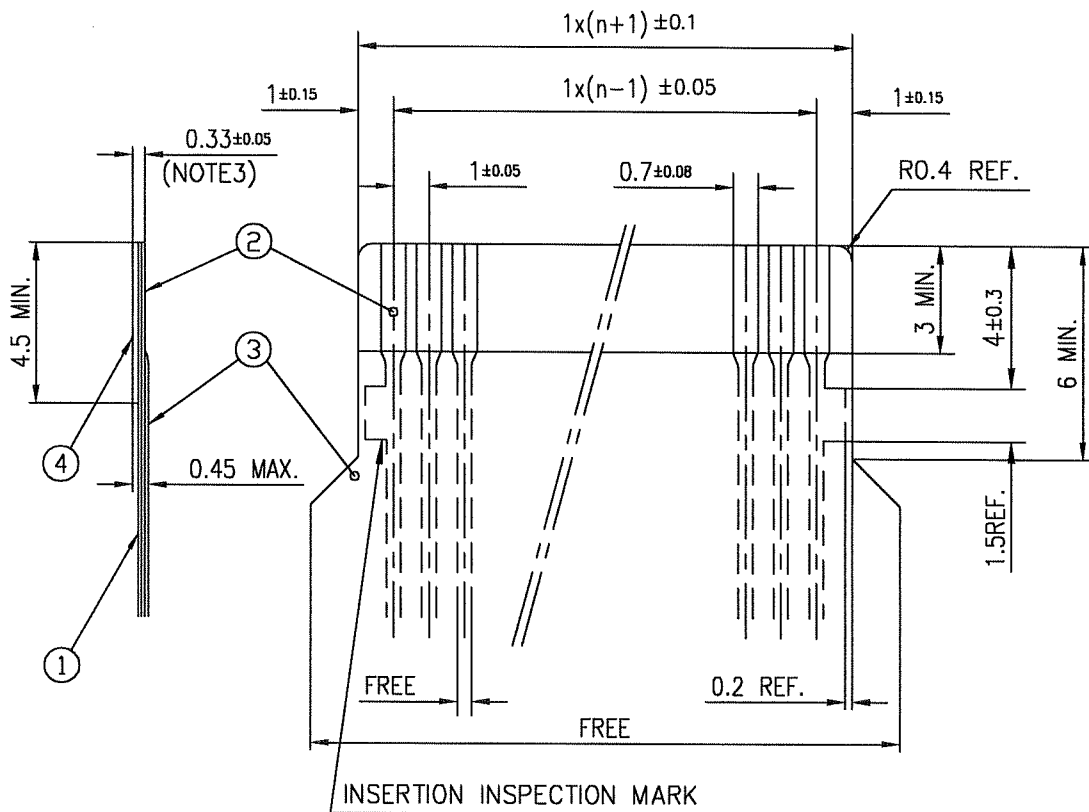
NOTES

- THIS IS PLASTIC TAPE PACKAGED CONNECTOR USED FOR FPC/FFC AND COPES WITH AUTOMATIC MOUNTING (SMT).
- SEE JIS C 0806 (PACKING OF ELECTRONIC COMPONENTS ON CONTINUOUS TAPES (SURFACE MOUNTING DEVICES)) FOR SHAPE AND DIMENSIONS OF PLASTIC (EMBOSSSED) TAPE AND REEL.
- F DIMENSION IS PORTION OF THE CORE.

mat'l. code		surface 58 ISO 1302 ✓		tolerance ISO 406 ISO 1101		projection 		product family 58SF		CODE JP	
ltr	ecn no	dr	date	tolerances unless otherwise specified		mm		title PLASTIC TAPE PACKAGED 1mm SPACING SMT CONNECTOR (CATA.No.SFW__S-2ST_E1LF)			
A	J05-0377	H.T	6/22/05	angles	linear	±5		dwg no JSA 96520			
B	J06-0430	H.T	10/19/06			±5°					
sheet		revision		dr	10/19/06		sheet 1 of 1		size		
index		sheet		enrg	10/19/06		A4		Rev.		
		1		chr	10/19/06		type		Product Customer Drawing		
				appd	10/20/06						

RECOMMENDED CABLE (FPC)

n : NO. OF CONDUCTORS



PT. NO.	DESCRIPTION	MATERIAL	THICKNESS (μm)
1	BASE FILM	POLYIMIDE OR POLYESTER OR EQUIVALENT	25
2	CONDUCTOR	COPPER FOIL(PLATING : SOLDER 1μm MIN.)	35
3	OVERLAY	POLYIMIDE OR POLYESTER OR EQUIVALENT	—
4	SUPPORTING TAPE	POLYESTER OR POLYIMIDE OR EQUIVALENT	188

NOTES

1. NO BURR AT EACH PORTION.
2. NO PEELING IN COMMON USE.
3. TOTAL THICKNESS LIMIT OF EACH MATERIAL (INCLUDING ADHESIVE AGENT) IS SPECIFIED.

mat'l. code				surface 58 / tolerance ISO 406 ISO 1101		projection		product family 58SF		CODE JP	
ltr ecn no dr date				tolerances unless otherwise specified		mm		title			
AA J04-0333 H.T Oct.13,'04				angles linear		mm		RECOMMENDED CABLE			
AB J06-0430 H.T 10/19/06						scale X		(CAT.No.SFW__S-2ST__)			
				dr 10/19/06		FCI		dwg no sheet 1 of 1 size			
				enr 10/19/06				JSA 93340		A4	
				chr 10/19/06				type Product Customer Drawing			
				appd 10/20/06							
sheet index		revision sheet		AB 1						Rev. AB	

RECOMMENDED CABLE (FFC)

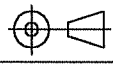
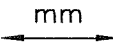

n : NO. OF CONDUCTORS



PT. NO.	DESCRIPTION	MATERIAL	NOTE
1	INSULATOR	FLAME RESISTING POLYESTER OR EQUIVALENT	_____
2	CONDUCTOR	COPPER FOIL	PLATING: TIN OR SOLDER 1µm MIN.
3	SUPPORTING TAPE	FLAME RESISTING POLYESTER OR EQUIVALENT	_____

NOTES

1. NO BURR AT EACH PORTION.
2. NO PEELING IN COMMON USE.

mat'l. code				surface 5B / tolerance ISO 1302 ✓ ISO 406 ISO 1101		projection 		product family 58SF		CODE JP	
ltr ecn no dr date				tolerances unless otherwise specified				title			
AA J04-0333 H.T. 06.13.04				angles linear		mm		RECOMMENDED CABLE (CAT.No.SFW__S-2ST__)			
AB J06-0430 H.T. 10/19/06						scale X		dwg no		sheet 1 of 1 size	
				dr <i>H. Nakamura</i> 10/19/06				JSA 93341		A4	
				enr <i>H. Nakamura</i> 10/19/06				type Product Customer Drawing			
				chr <i>R. Shiojiri</i> 10/19/06							
				appd <i>P. Nakamura</i> 10/20/06							
sheet index		revision AB		sheet 1						Rev. AB	



Компания «Life Electronics» занимается поставками электронных компонентов импортного и отечественного производства от производителей и со складов крупных дистрибьюторов Европы, Америки и Азии.

С конца 2013 года компания активно расширяет линейку поставок компонентов по направлению коаксиальный кабель, кварцевые генераторы и конденсаторы (керамические, пленочные, электролитические), за счёт заключения дистрибьюторских договоров

Мы предлагаем:

- Конкурентоспособные цены и скидки постоянным клиентам.
- Специальные условия для постоянных клиентов.
- Подбор аналогов.
- Поставку компонентов в любых объемах, удовлетворяющих вашим потребностям.
- Приемлемые сроки поставки, возможна ускоренная поставка.
- Доставку товара в любую точку России и стран СНГ.
- Комплексную поставку.
- Работу по проектам и поставку образцов.
- Формирование склада под заказчика.
- Сертификаты соответствия на поставляемую продукцию (по желанию клиента).
- Тестирование поставляемой продукции.
- Поставку компонентов, требующих военную и космическую приемку.
- Входной контроль качества.
- Наличие сертификата ISO.

В составе нашей компании организован Конструкторский отдел, призванный помогать разработчикам, и инженерам.

Конструкторский отдел помогает осуществить:

- Регистрацию проекта у производителя компонентов.
- Техническую поддержку проекта.
- Защиту от снятия компонента с производства.
- Оценку стоимости проекта по компонентам.
- Изготовление тестовой платы монтаж и пусконаладочные работы.



Тел: +7 (812) 336 43 04 (многоканальный)

Email: [org@lifeelectronics.ru](mailto:org@lifeelectronics.ru)