


High Current Relay 150

- Limiting continuous current 130A at 85°C
- Current switching ability up to 300A
- Suitable for voltage levels up to 24VDC
- Heat, moisture and vibration resistant
- Minimal contact resistance
- Dustproof and sealed versions

Typical applications

Engine control, glow plug, heated front screen, preheating systems (e.g. for diesel engines, catalytic converters), switches for loading ramps, start/stop.



F132_fw2b

Contact Data

| | |
|---|---|
| Contact arrangement | 1 form A, 1 NO 1 form B, 1 NC 1 form C, 1 CO 1 form X, 1 NO DM |
| Rated voltage | 12VDC/24VDC |
| Max. switching voltage | depends on load parameters ^{A)} |
| Rated current, cable 25mm ² | 130A at 85°C |
| Limiting continuous current | |
| 23°C, load cable 16mm ² | 130A |
| 85°C, load cable 16mm ² | 120A |
| 125°C, load cable 16mm ² | 60A |
| 23°C, load cable 25mm ² | 180A |
| 85°C, load cable 25mm ² | 130A |
| 125°C, load cable 25mm ² | 70A |
| Limiting making current, load current max. 3s on, make/break ratio 1:10 | 300A |
| Limiting breaking current | 300A |
| Contact material | AgSnO ₂ |
| Min. recommended contact load ⁴⁾ | 1A at 5VDC |
| Initial voltage drop, typ. at 100A | 70mV |
| Frequency of operation, with/without load | 6 ops./min |
| Operate/release time typ. at nominal voltage | 25/8ms |
| Electrical endurance | |
| form A contact (NO), resistive load, cyclic temperature: +23°C | >5x10 ⁴ cycles at 300A, 13.5VDC |
| Mechanical endurance | >10 ⁷ ops. |

A) Please contact TE relay application engineer.

Coil Data

| | |
|-----------------------|--------------------|
| Rated coil voltage | 12/24VDC |
| Rated coil power | 3.3W ¹⁾ |
| Max. coil temperature | 155°C |

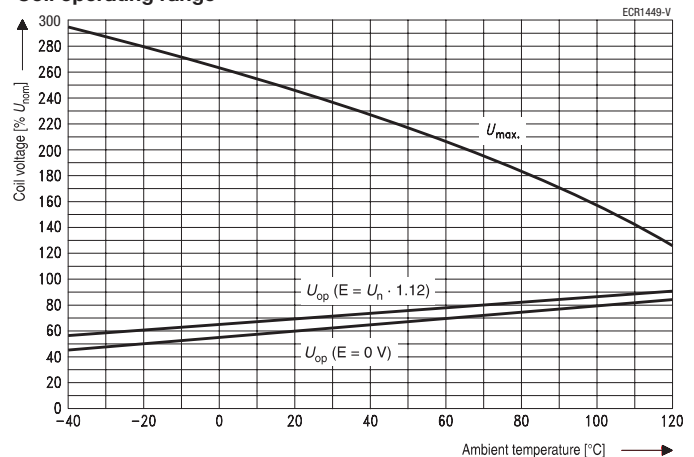
Coil versions, DC coil¹⁾

| Coil code | Rated voltage VDC | Operate voltage VDC | Release voltage VDC | Coil resistance Ω±10% | Rated coil power W |
|-----------|-------------------|---------------------|---------------------|-----------------------|--------------------|
| 001 | 12 | 7.2 | 1.2 | 37 | 3.9 |
| 002 | 24 | 14.4 | 2.4 | 141 | 4.1 |

1) With resistor.

All figures are given for coil without preenergization, at ambient temperature +23°C.

Coil operating range



Does not take into account the temperature rise due to the contact current
E = pre-energization

Insulation Data

| | |
|----------------------------------|------------------------|
| Initial dielectric strength | |
| between contact and coil | 1000VAC _{rms} |
| Load dump test | |
| ISO 7637-1 (12VDC), test pulse 5 | Vs=+86.5VDC |
| ISO 7637-2 (24VDC), test pulse 5 | Vs=+200VDC |

High Current Relay 150 (Continued)

Other Data

| | |
|--|--------------------------------------|
| EU RoHS/ELV compliance | compliant |
| Ambient temperature | -40°C to +125°C |
| Dry heat, IEC 60068-2-2 | 500h at 100°C |
| Damp heat constant, IEC 60068-2-3 (78), Ca | 500h, 40°C, 93% RH |
| Degree of protection | |
| dustproof: | IP54 (IEC 60529), RT I (IEC 61810) |
| sealed: | sealing in accordance with IEC 68 |
| immersion cleanable: | IP67 (IEC 60529), RT III (IEC 61810) |
| Corrosive gas | |
| IEC 60068-2-42 | 10 days |
| IEC 60068-2-43 | 10 days |
| Vibration resistance (functional) | |
| IEC 60068-2-6 (sine sweep) | 10 to 200Hz >5g ² |
| Shock resistance (functional) | |
| IEC 60068-2-27 (half sine) | 6ms >20g ² |
| Drop test, free fall | |
| IEC 60068-2-32 | 1m onto concrete |

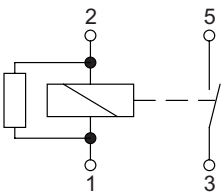
Other Data (continued)

| | |
|-----------------------|----------------------|
| Terminal type | screw |
| Cover retention | |
| pull force | 500N |
| push force | 500N |
| Terminal retention | |
| pull force | 150N |
| push force | 150N |
| resistance to bending | 20N |
| force applied to side | 20N |
| torque | 5Nm |
| Weight | approx. 220g (7.8oz) |
| Packaging unit | 50 pcs. |

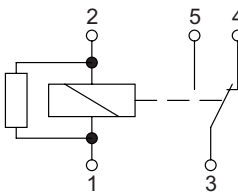
2) No change in the switching state >10µs.

Terminal Assignment

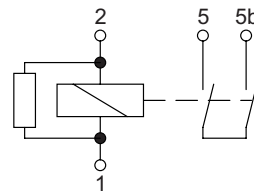
NOR
1 form A, 1 NO with resistor



COR
1 form C, 1 CO with resistor

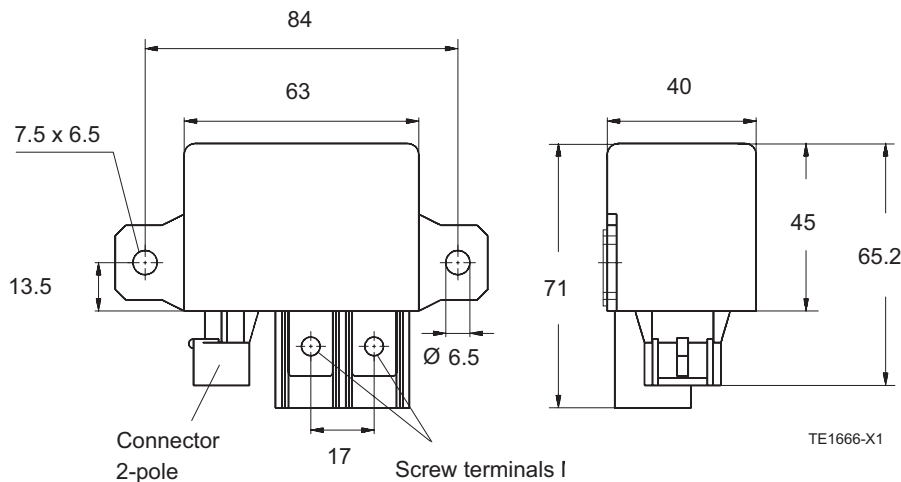


NOBRR
1 form X, 1 NO DM with resistor



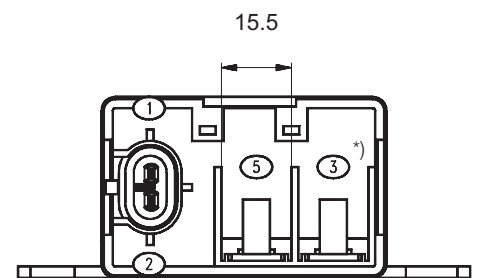
Dimensions

NO and NO DM version



View of the terminals

Bottom view



TE1667-61

*) Alternatively 5b for form X, 1 NO DM with resistor.

Connector Information

AMP SUPERSEAL 1.5 SERIES

Coil side

- Receptacle connector 282080-1

- Single wire seal 281934-2

- Contact 282110-1

Load side

Cable lug M6, maximum cable section 25 mm²

High Current Relay 150 (Continued)

Dimensions
CO version



132CO_DD1

View of the terminals



Product code structure

Typical product code **V23132 -A2 001 -A 2 00**

| | | | | | | |
|----------------------------|-------------------------------|--------------------------|-----------------------------|--------------------------|--|--|
| Type | V23132 High Current Relay 150 | | | | | |
| Contact arrangement | A2 1 form A, 1 NO | D2 1 form B, 1 NC | B2 1 form X, 1 NO DM | E2 1 form C, 1 CO | | |
| Coil | 001 12VDC | 002 24VDC | | | | |
| Protection class | A IP54 | B IP67 | | | | |
| Contact material | 2 AgSnO ₂ | | | | | |
| Standard version | 00 Standard | | | | | |

| Product code | Arrangement | Coil | Circuit | Coil suppr. | Protect. | Contact mat. | Terminals | Part number |
|-----------------------------|-------------------|-------|---------|-------------|----------|--------------------|-----------|---------------|
| V23132-A2001-A200 | 1 form A, 1 NO | 12VDC | NOR | Resistor | IP54 | AgSnO ₂ | Screw | 1393315-2 |
| V23132-A2001-A200-EV-USBX*) | | | | | IP67 | | | 7-1414968-8*) |
| V23132-A2001-B200 | | | | | | | | 1416010-1 |
| V23132-A2001-B200-EV-USBX*) | | | | | | | | 2-1414939-2*) |
| V23132-B2002-A200 | 1 form X, 1 NO DM | 24VDC | NOBRR | | IP54 | | | 1393315-9 |
| V23132-B2002-B200 | | | | | IP67 | | | 1-1393315-1 |
| V23132-B2002-B200-EV-USBX*) | | | | | | | | 5-1414968-1*) |
| V23132-D2001-B200 | 1 form B, 1 NC | 12VDC | NCR | | | | | on request |
| V23132-E2001-A200 | 1 form C, 1 CO | 12VDC | COR | | IP54 | | | 9-1415001-5 |

Other types on request.

This list represents the most common types and does not show all variants covered by this datasheet.

*) Americas market only.

Компания «Life Electronics» занимается поставками электронных компонентов импортного и отечественного производства от производителей и со складов крупных дистрибьюторов Европы, Америки и Азии.

С конца 2013 года компания активно расширяет линейку поставок компонентов по направлению коаксиальный кабель, кварцевые генераторы и конденсаторы (керамические, пленочные, электролитические), за счёт заключения дистрибьюторских договоров

Мы предлагаем:

- Конкурентоспособные цены и скидки постоянным клиентам.
- Специальные условия для постоянных клиентов.
- Подбор аналогов.
- Поставку компонентов в любых объемах, удовлетворяющих вашим потребностям.
- Приемлемые сроки поставки, возможна ускоренная поставка.
- Доставку товара в любую точку России и стран СНГ.
- Комплексную поставку.
- Работу по проектам и поставку образцов.
- Формирование склада под заказчика.
- Сертификаты соответствия на поставляемую продукцию (по желанию клиента).
- Тестирование поставляемой продукции.
- Поставку компонентов, требующих военную и космическую приемку.
- Входной контроль качества.
- Наличие сертификата ISO.

В составе нашей компании организован Конструкторский отдел, призванный помогать разработчикам, и инженерам.

Конструкторский отдел помогает осуществить:

- Регистрацию проекта у производителя компонентов.
- Техническую поддержку проекта.
- Защиту от снятия компонента с производства.
- Оценку стоимости проекта по компонентам.
- Изготовление тестовой платы монтаж и пусконаладочные работы.



Тел: +7 (812) 336 43 04 (многоканальный)

Email: org@lifeelectronics.ru