


# OVEN CONTROLLED CRYSTAL OSCILLATOR

AOCJY3 Series



RoHS  
Compliant



25.4x 25.4 x 13.0 mm

## FEATURES:

- 25.4x 25.4 x 13.0 mm Leaded- RoHS Compliant Reflow-able Package
- SC-Cut, High “Q” resonator based design
- Either Sinewave or CMOS RF output
- Available with  $\pm 30$  ppb over  $-40^{\circ}\text{C}$  to  $+75^{\circ}\text{C}$  operating temperature Range
- Tighter Stabilities to  $\pm 5.0$  ppb over  $0^{\circ}\text{C}$  to  $+50^{\circ}\text{C}$  also available
- Exceptional long-term Aging of  $\pm 500$  ppb max. over 10-Year Product Life
- Excellent close-in phase noise ( $-140$  dBc/Hz Typical @100 Hz offset; 10MHz carrier)

## APPLICATIONS:

- Cellular Infrastructure
- Radar Systems
- Test & Measurement Equipment
- GPS Tracking with precision hold-over accuracy
- WiMax / WLAN

## STANDARD SPECIFICATIONS:

Parameters	Minimum	Typical	Maximum	Units	Notes
RF Output					
Frequency	10.00		100.00	MHz	Overall Frequency range
Standard Available Frequencies	10.00, 12.80, 13.00, 26.00, 38.88, 40.00, 100.00 MHz				
Waveform	CMOS				
Level "1" (Logic High)	0.9*Vdd			Volts	(Note #1)
Level "0" (Logic Low)			0.1*Vdd	Volts	(Note #1)
Load		15		pf	
Rise & Fall Time			6.0	ns	
Duty Cycle	45		55	%	
Waveform	Sinewave				
Peak Power	2.00			dBm	
Output Load		50		$\Omega$	
Short Term Stability		$1 \times 10^{-10}$		/second	Alan Variance
Operable Temperature Range	-40		75	$^{\circ}\text{C}$	See Stability Options
Frequency Stability Options					
0 $^{\circ}\text{C}$ to +50 $^{\circ}\text{C}$ (Note #2)			$\pm 5.00$	ppb	Default Spec.
-20 $^{\circ}\text{C}$ to +70 $^{\circ}\text{C}$			$\pm 10.00$	ppb	Option “E”
-40 $^{\circ}\text{C}$ to +75 $^{\circ}\text{C}$			$\pm 30.00$	ppb	Option “F”
Frequency Stability vs. Supply Voltage (Vdd $\pm 5\%$ )			$\pm 2.00$	ppb	
Frequency Stability vs. Load Variation ( $\pm 10\%$ )			$\pm 2.00$	ppb	
Warm-Up @ 25 $^{\circ}\text{C}$			$\pm 30.00$	ppb	In $\leq 3$ -minutes
Power Consumption @ turn on			3.60	Watts	
Power Consumption Steady State			1.20	Watts	
Supply Voltage (Vdd)	3.13	3.30	3.46	Volts	See Options

**Note #1:** When Vdd=12.0V; Level “1” = 4.50 V minimum; Level “0” = 0.50V maximum

**Note #2:**  $\pm 5.00$  ppb stability is only available for  $F_0 \leq 40\text{MHz}$ . For frequencies above 40MHz, the best available frequency stability is  $\pm 10.00$  ppb over  $-20^{\circ}\text{C}$  to  $+70^{\circ}\text{C}$

ABRACON IS  
ISO9001:2008  
CERTIFIED



**ABRACON**  
CORPORATION


Visit [www.abracon.com](http://www.abracon.com) for Terms & Conditions of Sale **Revised: 07.22.11**  
30332 Esperanza, Rancho Santa Margarita, California 92688  
tel 949-546-8000 | fax 949-546-8001 | [www.abracon.com](http://www.abracon.com)

# OVEN CONTROLLED CRYSTAL OSCILLATOR

AOCJY3 Series



RoHS  
Compliant



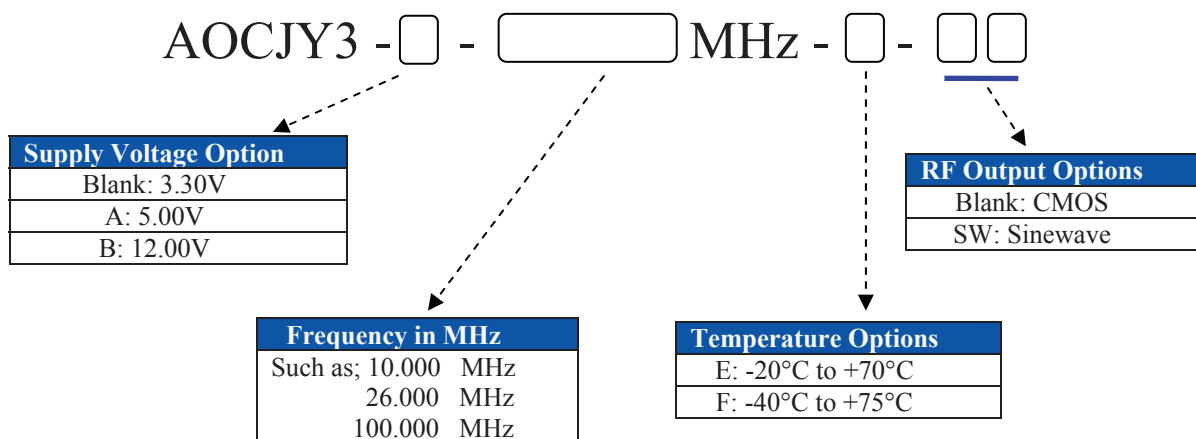
25.4x 25.4 x 13.0 mm

## STANDARD SPECIFICATIONS - continued.

Parameters	Minimum	Typical	Maximum	Units	Notes
<b>Aging</b>					
Daily			±1.0	ppb	
First Year			±100	ppb	
10-Years			±500	ppb	
<b>Spectral Content</b>					
Spurious Response			-35	dBc	
Phase Noise (10MHz Carrier) @ 5V					
@ 1 Hz offset			-90	dBc	
@ 10 Hz offset			-120	dBc	
@ 100 Hz offset			-140	dBc	
@ 1,000 Hz offset			-145	dBc	
@ 10,000 Hz offset			-155	dBc	
<b>Electrical Frequency Adjustment</b>					
Control Voltage Range (Vc)	0.0		Vdd	Volts	
Frequency Pull Range	±0.700			ppm	
Frequency Pull Slope		Positive			
Control Voltage Port Impedance	10			kΩ	
Center Control Voltage (Note #3)	(Vdd/2) -0.5	Vdd/2	(Vdd/2) +0.5	Volts	Center Control Voltage
Control Port Linearity		±10		%	
Reference Voltage (Vdd=3.3V)	2.70	2.80	2.90	Volts	Output @ Pin#4
Reference Voltage (Vdd=5.0V)	4.40	4.50	4.60	Volts	Output @ Pin#4
Reference Voltage (Vdd=12.0V)	4.90	5.00	5.10	Volts	Output @ Pin#4
Storage Temperature	-40		+100	°C	

**Note #3:** When Vdd=12.0V, Control Voltage Range is 0.0V to 5.0V and therefore, the Center Control Voltage is (2.50V±0.50V)

## OPTIONS AND PART IDENTIFICATION (Left blank if standard)



# OVEN CONTROLLED CRYSTAL OSCILLATOR

AOCJY3 Series

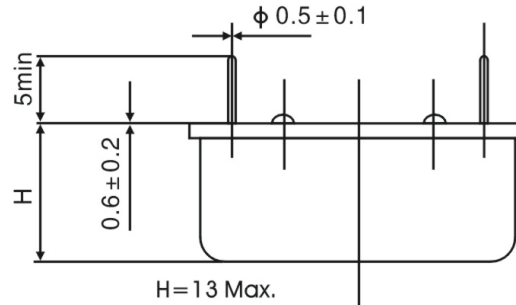
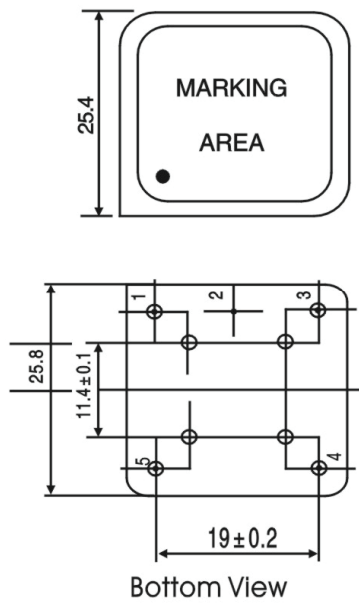


RoHS  
Compliant



25.4x 25.4 x 13.0 mm

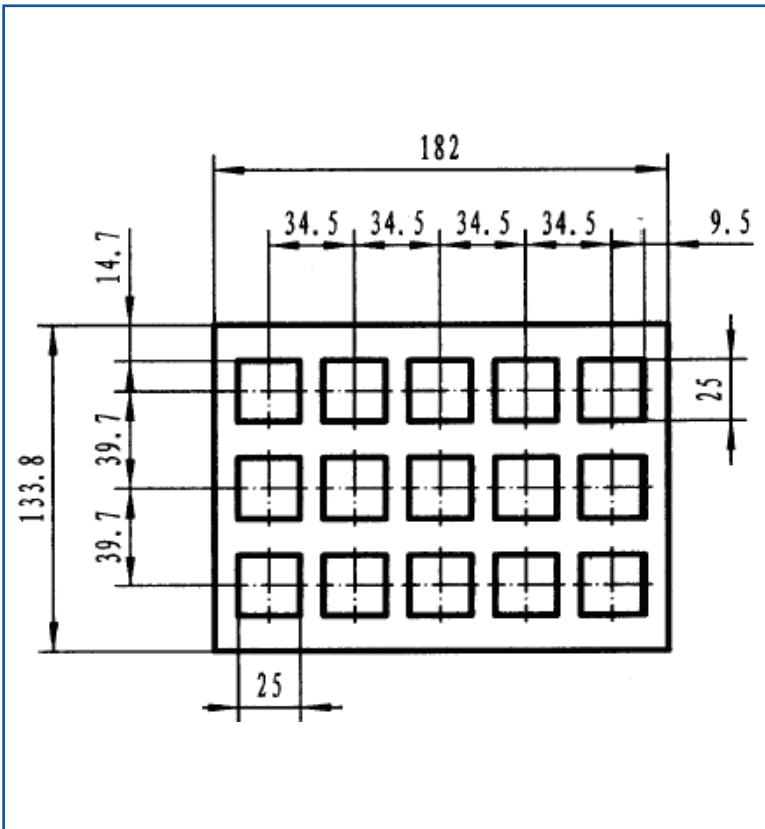
## OUTLINE DIMENSIONS



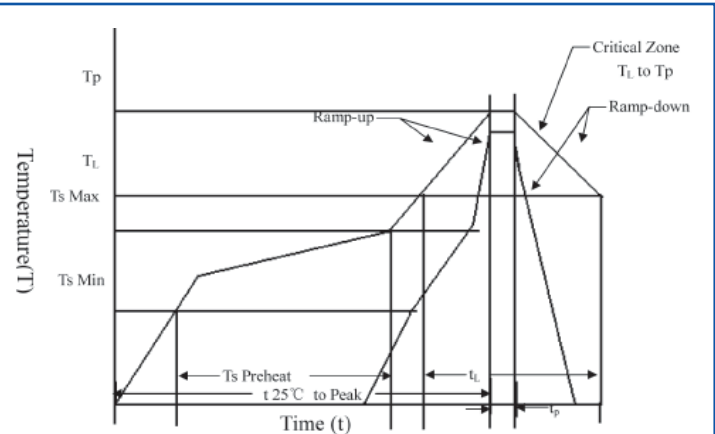
PIN	FUNCTION:
1	R F Output
2	GND
3	Control Voltage
4	Reference Voltage
5	Power Supply

Unit:mm

## PACKAGING: 15 pcs/tray



## REFLOW PROFILE:



$T_S$ max to $T_L$ (Ramp-up Rate)	3°C/second max.
Preheat	
Temperature Min. ( $T_S$ Min.)	150°C
Temperature Typical ( $T_S$ Typ.)	175°C
Temperature Max. ( $T_S$ Max.)	200°C
Time ( $t_s$ )	60 ~ 180 seconds
Ramp-up rate ( $T_L$ to $T_p$ )	3°C/second max.
Time Maintained Above:	
--Temperature ( $T_L$ )/Time ( $T_L$ )	217°C/60 ~ 150 seconds
Peak Temperature ( $T_p$ )	250°C max. for 10 seconds
Target Peak Temperature ( $T_p$ Target)	250°C +0/-5°C
Time within 5°C of actual peak ( $t_p$ )	20 ~ 40 seconds
Ramp-down Rate	6°C/second max.
Tune 25°C to Peak Temperature (t)	8 minutes max.

**ATTENTION:** Abracon Corporation's products are COTS – Commercial-Off-The-Shelf products; suitable for Commercial, Industrial and, where designated, Automotive Applications. Abracon's products are not specifically designed for Military, Aviation, Aerospace, Life-dependant Medical applications or any application requiring high reliability where component failure could result in loss of life and/or property. For applications requiring high reliability and/or presenting an extreme operating environment, written consent and authorization from Abracon Corporation is required. Please contact Abracon Corporation for more information.

ABRACON IS  
ISO9001:2008  
CERTIFIED



Visit [www.abracon.com](http://www.abracon.com) for Terms & Conditions of Sale **Revised: 07.22.11**  
30332 Esperanza, Rancho Santa Margarita, California 92688  
tel 949-546-8000 | fax 949-546-8001 | [www.abracon.com](http://www.abracon.com)

Компания «Life Electronics» занимается поставками электронных компонентов импортного и отечественного производства от производителей и со складов крупных дистрибьюторов Европы, Америки и Азии.

С конца 2013 года компания активно расширяет линейку поставок компонентов по направлению коаксиальный кабель, кварцевые генераторы и конденсаторы (керамические, пленочные, электролитические), за счёт заключения дистрибьюторских договоров

Мы предлагаем:

- Конкурентоспособные цены и скидки постоянным клиентам.
- Специальные условия для постоянных клиентов.
- Подбор аналогов.
- Поставку компонентов в любых объемах, удовлетворяющих вашим потребностям.
- Приемлемые сроки поставки, возможна ускоренная поставка.
- Доставку товара в любую точку России и стран СНГ.
- Комплексную поставку.
- Работу по проектам и поставку образцов.
- Формирование склада под заказчика.
- Сертификаты соответствия на поставляемую продукцию (по желанию клиента).
- Тестирование поставляемой продукции.
- Поставку компонентов, требующих военную и космическую приемку.
- Входной контроль качества.
- Наличие сертификата ISO.

В составе нашей компании организован Конструкторский отдел, призванный помогать разработчикам, и инженерам.

Конструкторский отдел помогает осуществить:

- Регистрацию проекта у производителя компонентов.
- Техническую поддержку проекта.
- Защиту от снятия компонента с производства.
- Оценку стоимости проекта по компонентам.
- Изготовление тестовой платы монтаж и пусконаладочные работы.



Тел: +7 (812) 336 43 04 (многоканальный)

Email: [org@lifeelectronics.ru](mailto:org@lifeelectronics.ru)