

**Harvatek Surface Mount LED Data Sheet
HT-U16D Series
Preliminary**

Official Product	Product: HT-U16D Series		Data Sheet No.
Tentative Product	*****		HT-U16D
Specifications are subject to change without notice. Data and drawings herein are copyrighted.	Sep. 18, 2008	Version of 1.0	Page 1 of 1

DISCLAIMER	3
PRODUCT SPECIFICATIONS	4
LABEL SPECIFICATIONS	5
PRODUCT CHARACTERISTICS	11
ABSOLUTE MAXIMUM RATINGS	11
ELECTRO-OPTICAL CHARACTERISTICS.....	11
PACKAGE OUTLINE DIMENSION AND RECOMMENDED SOLDERING PATTERN.....	12
CHARACTERISTIC CURVES FOR NB.....	13
CHARACTERISTIC CURVES FOR TW.....	14
RADIATION PATTERN	15
PACKAGING	16
TAPE DIMENSION	16
REEL DIMENSION.....	17
PACKING	18
DRY PACK.....	19
REFLOW SOLDERING	20
PRECAUTIONS.....	21
REWORKING.....	21
CLEANING.....	21
REVISION HISTORY	22

Official Product	Product: HT-U16D Series		Data Sheet No.
Tentative Product	*****		HT-U16D
Specifications are subject to change without notice. Data and drawings herein are copyrighted.	Sep. 18, 2008	Version of 1.0	Page 2 of 2

DISCLAIMER

HARVATEK reserves the right to make changes without further notice to any products herein to improve reliability, function or design. HARVATEK does not assume any liability arising out of the application or use of any product or circuit described herein; neither does it convey any license under its patent rights, nor the rights of others.

LIFE SUPPORT POLICY

HARVATEK's products are not authorized for use as critical components in life support devices or systems without the express written approval of the President of HARVATEK or HARVATEK INTERNATIONAL. As used herein:

1. Life support devices or systems are devices or systems which, (a) are intended for surgical implant into the body, or (b) support or sustain life, and (c) whose failure to perform when properly used in accordance with instructions for use provided in the labeling, can be reasonably expected to result in a significant injury of the user.
2. A critical component in any component of a life support device or system whose failure to perform can be reasonably expected to cause the failure of the life support device or system, or to affect its safety or effectiveness.

Official Product	Product: HT-U16D Series		Data Sheet No.
Tentative Product	*****		HT-U16D
Specifications are subject to change without notice. Data and drawings herein are copyrighted.	Sep. 18, 2008	Version of 1.0	Page 3 of 3

Product Specifications

Product	Emission Color	Technology	Test Current I_F (mA)	Forward Voltage V_F (V)	Orderable Part Number
HT-U16DUSD	Ultra Bright Orange	AlInGaP	20	2.7 typ.	HT-U16DUSD-XXXX
HT-U16DNG	Green	InGaN	20	3.3 typ.	HT-U16DNG-XXXX
HT-U16DNBH	Blue	InGaN	150	3.3 typ.	HT-U16DNBH-XXXX
HT-U16DSWH	White	InGaN	150	3.3 typ.	HT-U16DSWH-XXXX

	Specification	Material	Quantity
ESD	2000V (HBM)		
Resin	Water clear	Silicone	
Carrier tape	Per EIA 481-1A specs	Conductive black tape	1000pcs per reel
Reel	Per EIA 481-1A specs	Conductive black	
Label	HT standard	Paper	
Packing bag	220x240mm	Aluminum laminated bag/ no-zipper	One reel per bag
Carton	HT standard	Paper	

Official Product	Product: HT-U16D Series		Data Sheet No.
Tentative Product	*****		HT-U16D
Specifications are subject to change without notice. Data and drawings herein are copyrighted.	Sep. 18, 2008	Version of 1.0	Page 4 of 4

Others:

Each immediate box consists of 5 reels. The 5 reels may not necessarily have the same lot number or the same bin combinations of Iv, λ_D and Vf. Each reel has a label identifying its specification; the immediate box consists of a product label as well.


ATTENTION: Electrostatic Discharge (ESD) protection



The symbol to the left denotes that ESD precaution is needed. ESD protection for GaP and AlGaAs based chips is necessary even though they are relatively safe in the presence of low static-electric discharge. Parts built with AlInGaP, GaN, or/and InGaN based chips are **STATIC SENSITIVE devices**. ESD precaution must be taken during design and assembly.

If manual work or processing is needed, please ensure the device is adequately protected from ESD during the process.

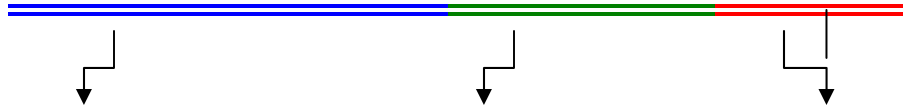
Label Specifications

HARVATEK		Date: yyyy/mm/dd
CUSTOMER P/N: 		
HARVATEK P/N: 	QTY: PCS 	
LOT NO: 		QC
IV BIN: COLOR BIN: VF:		

Official Product	Product: HT-U16D Series	Data Sheet No.
Tentative Product	*****	HT-U16D
Specifications are subject to change without notice. Data and drawings herein are copyrighted.	Sep. 18, 2008	Version of 1.0
		Page 5 of 5

■ Harvatek P/N:

H T - U16D YYY - XXXX



Series Name	Emitting Color	Customer Code
HT-U16D HT: Harvatek U16D: Mid-power series 3.5 (L) x 2.8 (W) x 1.3 (H) mm	YYY USD: Super Bright Orange@20mA NG: Green@20mA NBH: Blue@150mA SWH: White@150mA	XXXX Customer Product Code

Lot No.:

1 2 3 4 5 6 7 8 9 10
P 1 2 2 3 0 A - D T

Code 1	Code 2	Code 3	Code 4, 5	Code 6, 7	Code 9	Code 10
	Mfg. Year	Mfg. Month	Mfg. Date	Lots	Resin Color	Packaging
Internal Tracing Code	Z: 2000 1: 2001 2: 2002 3: 2003	1: Jan. 2: Feb. 9: Sep. A: Oct. B: Nov. C: Dec.	1~31/ (30)	01~99, A,B,C...	D: Diffused C: Clear	T: Tape & Reel

Official Product	Product: HT-U16D Series		Data Sheet No.
Tentative Product	*****		HT-U16D
Specifications are subject to change without notice. Data and drawings herein are copyrighted.	Sep. 18, 2008	Version of 1.0	Page 6 of 6

■ Luminous Intensity (Iv) Bin:

Bin	Luminous Intensity Range (mcd)		Bin	Luminous Intensity Range (mcd)	
	Minimum	Maximum		Minimum	Maximum
			Z2	1270.0	1440.0
AA1	1440.0	1610.0	AA2	1610.0	1800.0
AB1	1800.0	2010.0	AB2	2010.0	2250.0
AC1	2250.0	2530.0	AC2	2530.0	2850.0
AD1	2850.0	3200.0	AD2	3200.0	3600.0
AE1	3600.0	4000.0	AE2	4000.0	4500.0
AES1	3600.0	4000.0	AES2	4000.0	4350.0
AFS1	4350.0	4710.0	AFS2	4710.0	5100.0
AF1	4500.0	5000.0	AF2	5000.0	5600.0
AG1	5600.0	6300.0	AG2	6300.0	7150.0
AH1	7150.0	8000.0	AH2	8000.0	9000.0
AJ1	9000.0	10000.0			

@150mA / Ta=25° C, Tolerance: ± 10%

■ Luminous Flux Bin:

Rank Code	Symbol	Condition	Min.	Typ.	Max.	Unit
PN	ΦV	I _F =150mA	18.0	-	23.5	lm
PP			23.5	-	30.6	

@150mA / Ta=25° C, Tolerance: ± 10%

Official Product	Product: HT-U16D Series		Data Sheet No.
Tentative Product	*****		HT-U16D
Specifications are subject to change without notice. Data and drawings herein are copyrighted.		Sep. 18, 2008	Version of 1.0
			Page 7 of 7

■ Wavelength (λ) Bin:

Bin	Wavelength Range (nm)					
	Super Bright Orange (USD)		True Green (NG)		Blue (NB)	
	Min	Max	Min	Max	Min	Max
-	615.0	630.0				
A			515.0	520.0	460.0	464.0
B			520.0	525.0	464.0	468.0
C			525.0	530.0	468.0	472.0
D			530.0	535.0	472.0	476.0
E			535.0	540.0	476.0	480.0
F					480.0	485.0
H						
J						

@150mA / Ta=25°C, Tolerance: ± 0.5 nm

■ Forward Voltage (V_F) Bin:

Color	Bin Code	Spec. Range
Blue (NB)	H6	3.0 – 3.2 V
Green (NG)	J5	3.2 – 3.4 V
White (TW)	J6	3.4 – 3.6 V
Super Bright Orange (USD)	G6	2.6 – 2.8 V
	H5	2.8 – 3.0 V

@150mA / Ta=25°C, Tolerance: ± 0.05 V

Official Product	Product: HT-U16D Series		Data Sheet No.
Tentative Product	*****		HT-U16D
Specifications are subject to change without notice. Data and drawings herein are copyrighted.		Sep. 18, 2008	Version of 1.0
			Page 8 of 8

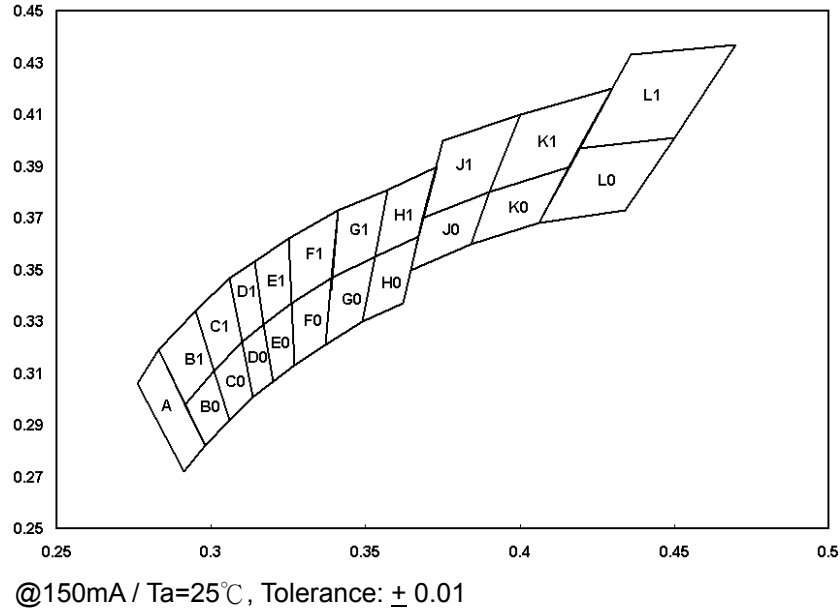
Correlated Color Temperature Rank (TW only)

Color	Condition	Bin Code	Min.	Typ.	Max.
Warm White	I _F =150mA	L1	2,750	3,000	3,250
		L0	2,750	3,000	3,250
		K1	3,250	3,500	3,750
		K0	3,250	3,500	3,750
		J1	3,750	4,000	4,250
		J0	3,750	4,000	4,250
		H1	4,250	4,500	4,750
Pure White		H0	4,250	4,500	4,750
		G1	4,750	5,000	5,250
		G0	4,750	5,000	5,250
		F1	5,250	5,500	5,750
		F0	5,250	5,500	5,750
		E1	5,750	6,000	6,250
		E0	5,750	6,000	6,250
Cold White	I _F =150mA	D1	6,250	6,500	6,750
		D0	6,250	6,500	6,750
		C1	6,750	7,000	7,500
		C0	6,750	7,000	7,500
		B1	7,500	8,000	8,500
		B0	7,500	8,000	8,500
		A	8,500	9,000	9,500

Tolerance: ±5%

Official Product	Product: HT-U16D Series		Data Sheet No.
Tentative Product	*****		HT-U16D
Specifications are subject to change without notice. Data and drawings herein are copyrighted.	Sep. 18, 2008	Version of 1.0	Page 9 of 9

Correlated Color Temperature and Chromaticity Correlation (TW only)



Official Product	Product: HT-U16D Series		Data Sheet No.
Tentative Product	*****		HT-U16D
Specifications are subject to change without notice. Data and drawings herein are copyrighted.	Sep. 18, 2008	Version of 1.0	Page 10 of 10

Product Characteristics

Absolute Maximum Ratings

Product	Emission Color	P _d (mW)	I _F (mA)	I _{FP} * (mA)	V _R (V)	T _{OP} (°C)	T _{ST} (°C)
HT-U16DUSD	Ultra Bright Orange						
HT-U16DNG	Green						
HT-U16DNBH	Blue	570	180	200	5	-40~+100	-40~+100
HT-U16DSWH	White	570	180	200	5	-40~+100	-40~+100

* Condition for I_{FP} is pulse of 1/10 duty and 0.1msec width

Electro-Optical Characteristics

(T_a = 25 °C)

Product	Emission Color	I _F (mA)	V _F (V)		λ(nm)			I _v (mcd)	
			typ	max	λ _D	λ _P	Δλ	min	typ
HT-U16DUSD	Ultra Bright Orange	20	2.8	3.0	622	636	17	2500.0	6200.0
HT-U16DNG	Green	20	3.3	3.6	527	520	40	4850.0	5025.0
HT-U16DNBH	Blue	150	3.3	3.6	465	468	40	1220.0	1340.0

Product	Emission Color	I _F (mA)	V _F (V)		λ(nm)			Φ _V (lm)	
			typ	max	λ _D	λ _P	Δλ	min	typ
HT-U16DSWH	White	150	3.3	3.6	X=0.29 Y=0.31			18.1	23

* Per NIST standard

Official Product	Product: HT-U16D Series	Data Sheet No.
Tentative Product	*****	HT-U16D
Specifications are subject to change without notice. Data and drawings herein are copyrighted.	Sep. 18, 2008	Version of 1.0
		Page 11 of 11

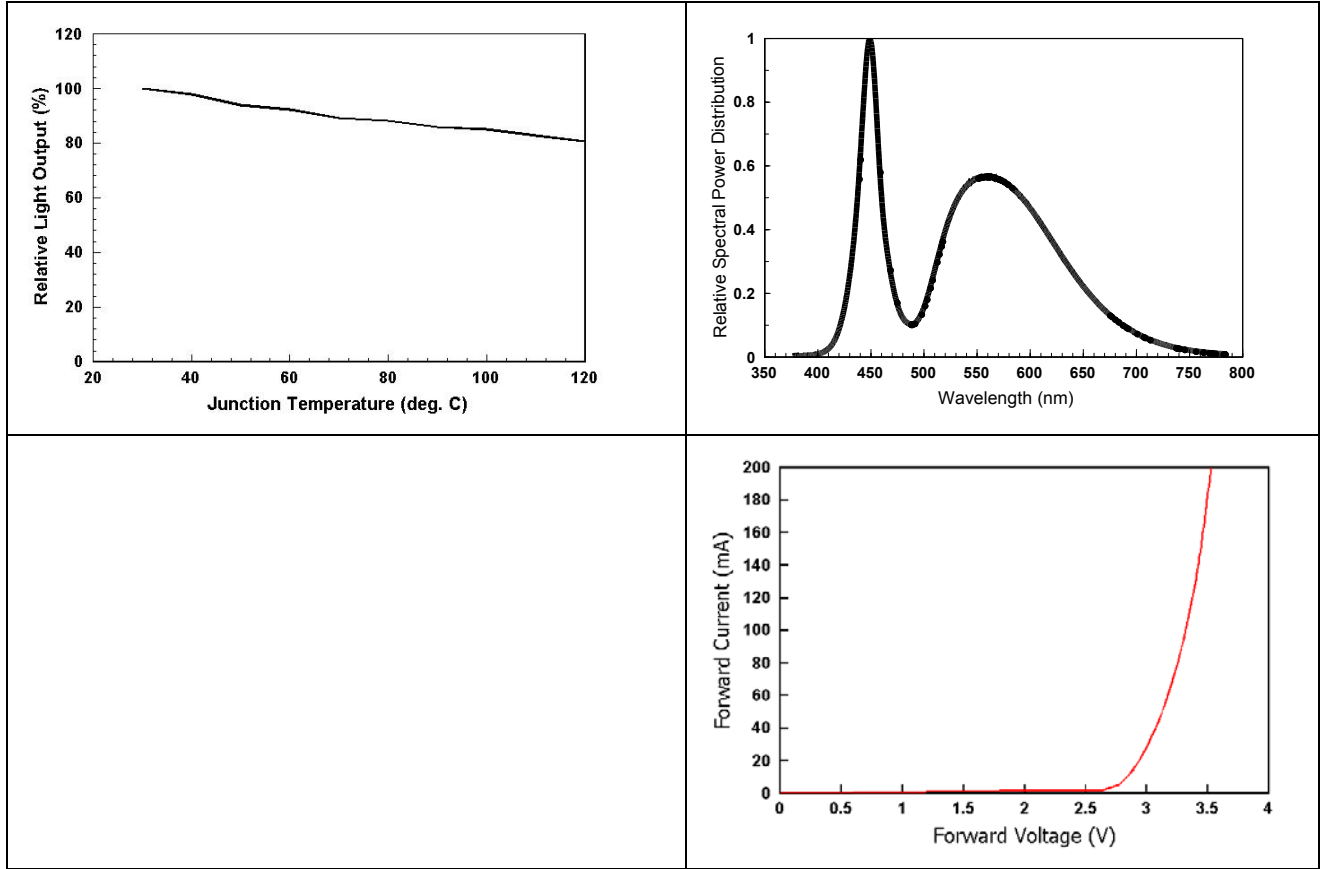
Package Outline Dimension and Recommended Soldering Pattern

Unit: mm Tolerance: +/-0.1

Outline Dimension	Solder Pattern
<p>Soldering terminals may shift in the x, y direction.</p>	<p>Unit: mm</p>

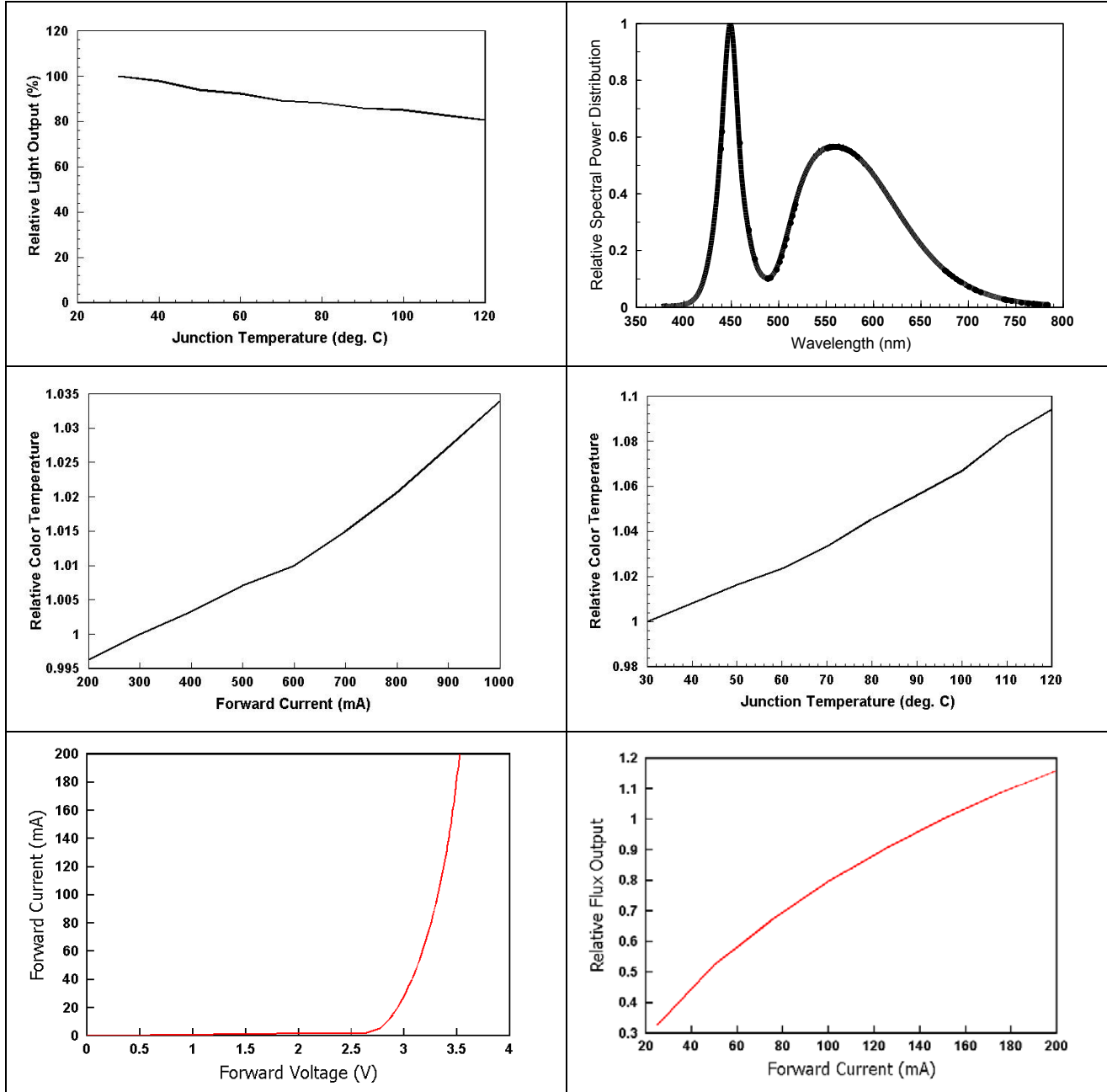
Official Product	Product: HT-U16D Series	Data Sheet No.
Tentative Product	*****	HT-U16D
Specifications are subject to change without notice. Data and drawings herein are copyrighted.	Sep. 18, 2008	Version of 1.0 Page 12 of 12

Characteristic Curves for NB



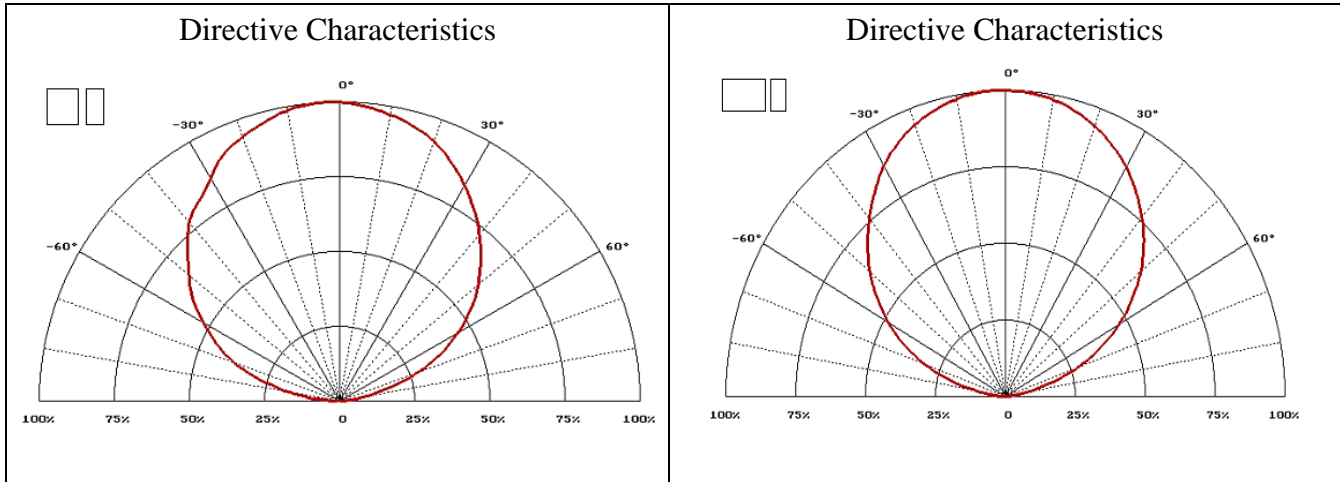
Official Product	Product: HT-U16D Series	Data Sheet No.	
Tentative Product	*****	HT-U16D	
Specifications are subject to change without notice. Data and drawings herein are copyrighted.	Sep. 18, 2008	Version of 1.0	Page 13 of 13

Characteristic curves for TW



Official Product	Product: HT-U16D Series	Data Sheet No.	
Tentative Product	*****	HT-U16D	
Specifications are subject to change without notice. Data and drawings herein are copyrighted.	Sep. 18, 2008	Version of 1.0	Page 14 of 14

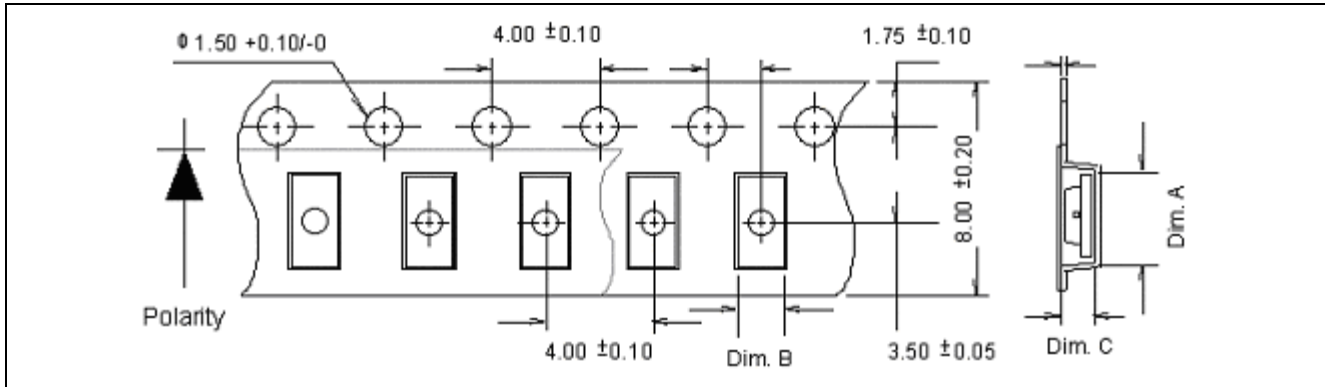
Radiation Pattern



Official Product	Product: HT-U16D Series	Data Sheet No.
Tentative Product	*****	HT-U16D
Specifications are subject to change without notice. Data and drawings herein are copyrighted.	Sep. 18, 2008	Version of 1.0
		Page 15 of 15

Packaging

Tape Dimension

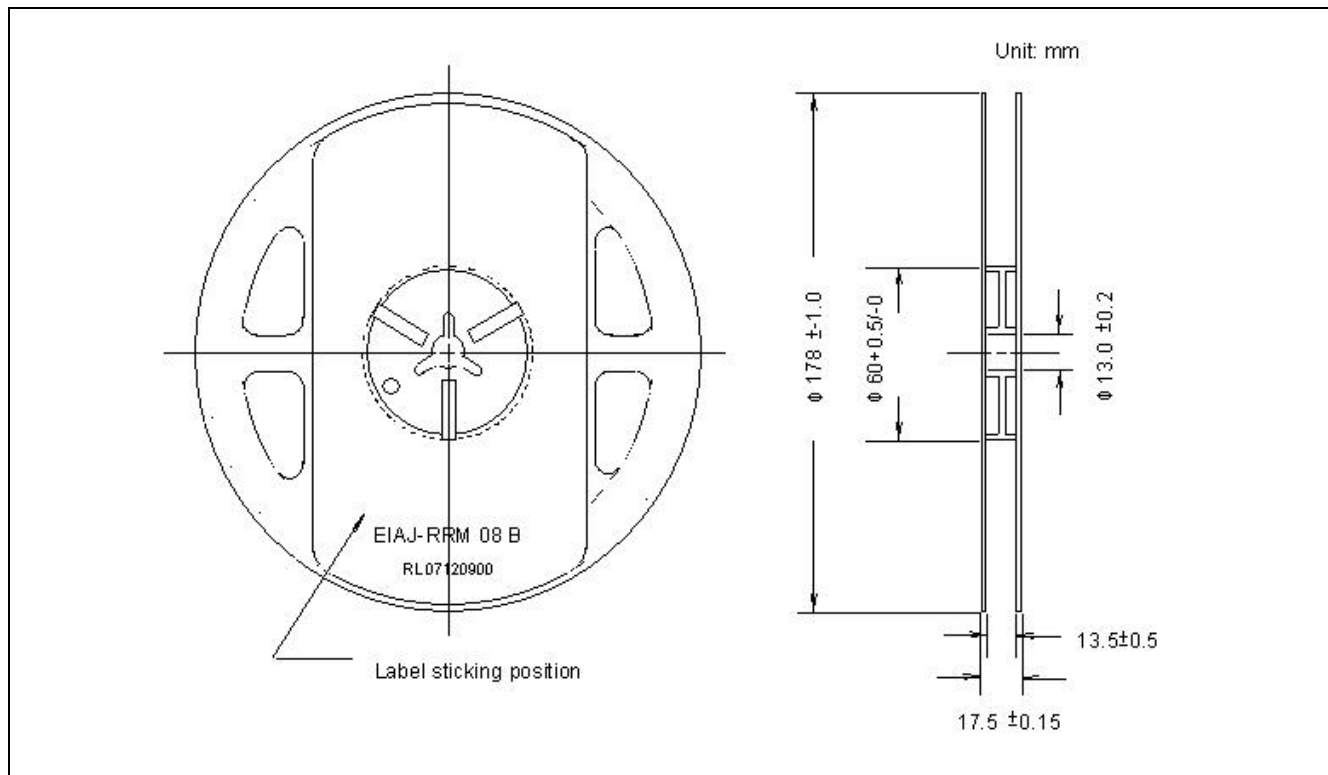


Part No.	Dim. A	Dim. B	Dim. C	Q'ty/Reel
HT-U16D	3.7+/-0.1mm	3.0+/-0.1mm	1.5+/-0.1mm	2K

Unit: mm

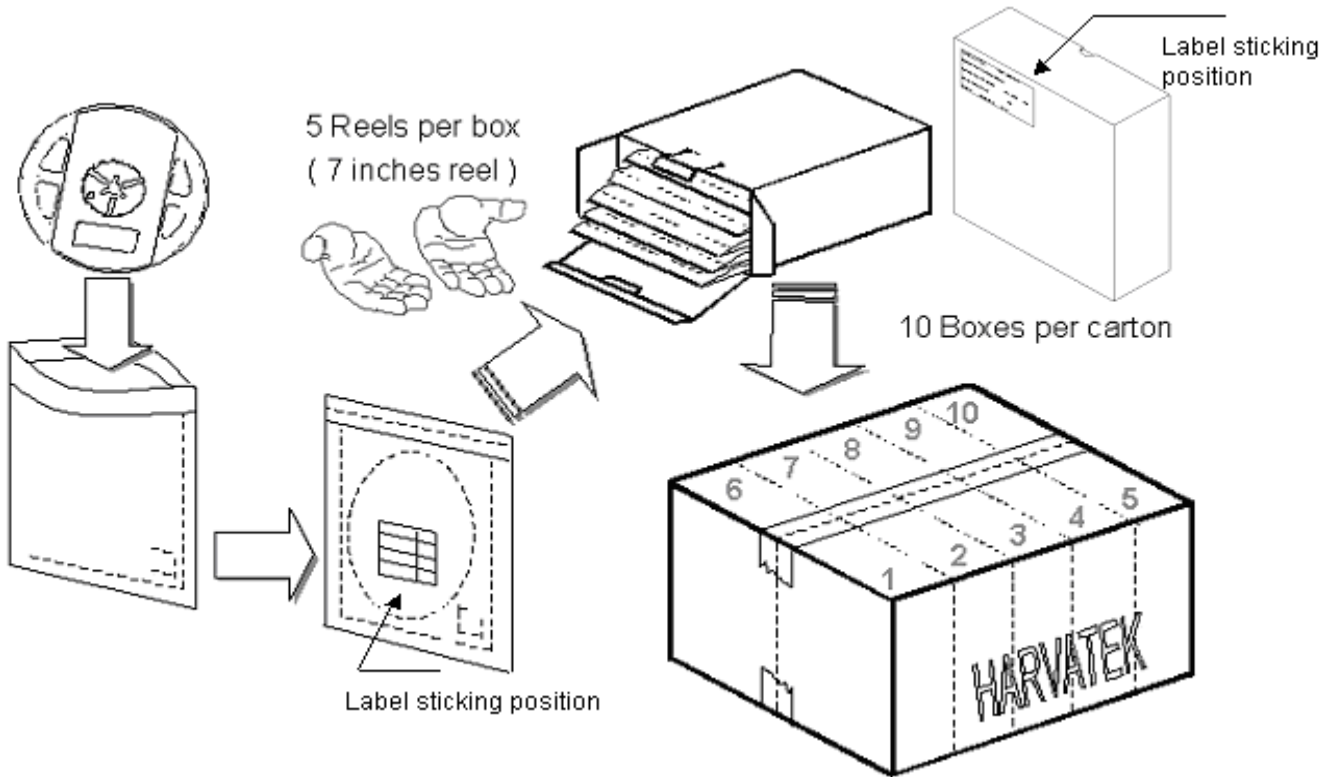
Official Product	Product: HT-U16D Series		Data Sheet No.
Tentative Product	*****		HT-U16D
Specifications are subject to change without notice. Data and drawings herein are copyrighted.	Sep. 18, 2008	Version of 1.0	Page 16 of 16

Reel Dimension



Official Product	Product: HT-U16D Series	Data Sheet No.
Tentative Product	*****	HT-U16D
Specifications are subject to change without notice. Data and drawings herein are copyrighted.	Sep. 18, 2008	Version of 1.0
		Page 17 of 17

Packing



5 boxes per carton is available depending on shipment quantity.

	Specification	Material	Quantity
Carrier tape	Per EIA 481-1A specs	Conductive black tape	2000pcs per reel
Reel	Per EIA 481-1A specs	Conductive black	
Label	HT standard	Paper	
Packing bag	220x240mm	Aluminum laminated bag/ no-zipper	One reel per bag
Carton	HT standard	Paper	Non-specified

Others:

Each immediate box consists of 5 reels. The 5 reels may not necessarily have the same lot number or the same bin combinations of Iv, λ_D and Vf. Each reel has a label identifying its specification; the immediate box consists of a product label as well.

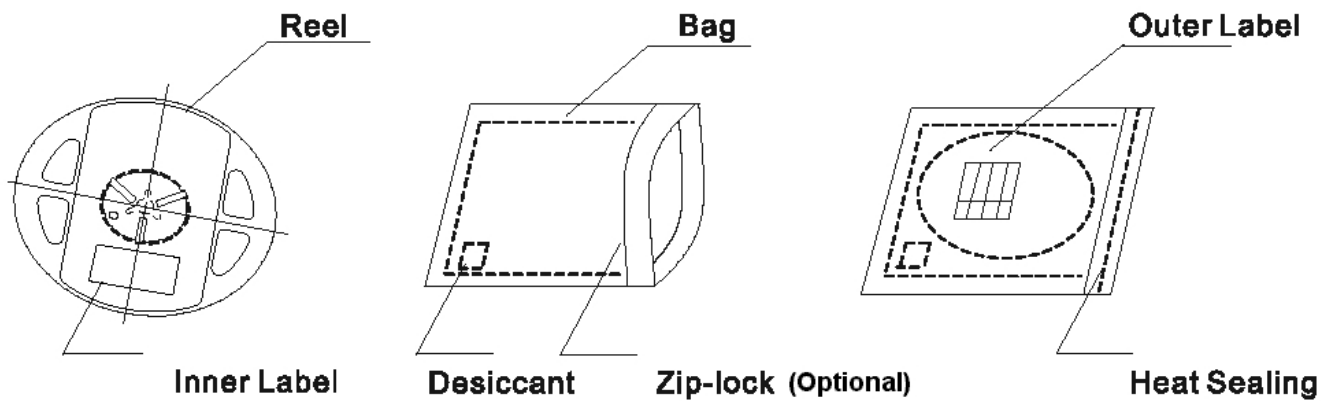
Official Product	Product: HT-U16D Series	Data Sheet No.
Tentative Product	*****	HT-U16D
Specifications are subject to change without notice. Data and drawings herein are copyrighted.	Sep. 18, 2008	Version of 1.0
		Page 18 of 18

Dry Pack

All SMD optical devices are **MOISTURE SENSITIVE**. Avoid exposure to moisture at all times during transportation or storage. Every reel is packaged in a moisture protected anti-static bag. Each bag is properly sealed prior to shipment.

Upon request, a humidity indicator will be included in the moisture protected anti-static bag prior to shipment.

The packaging sequence is as follows:

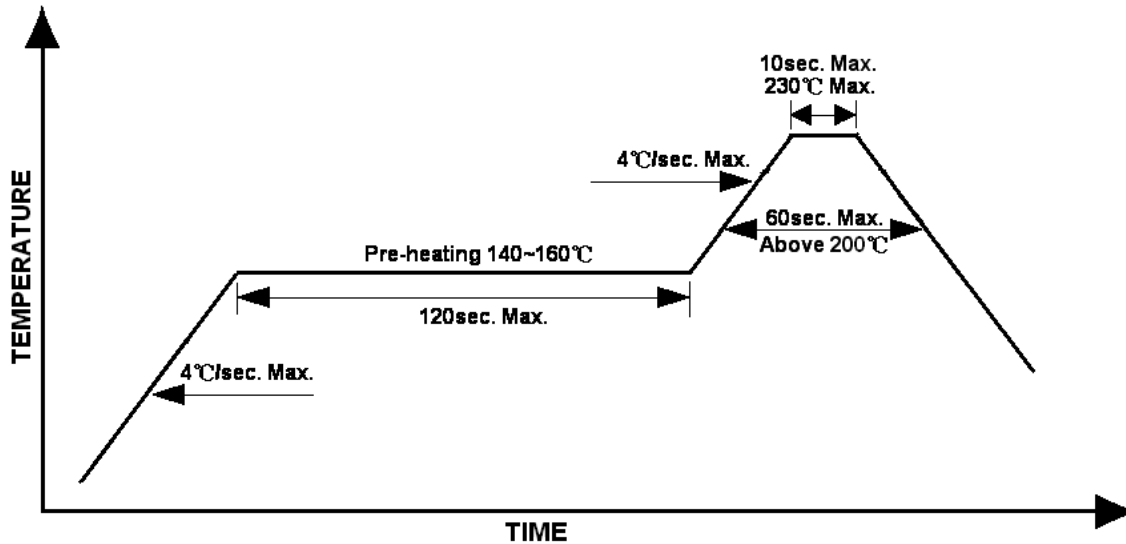


Official Product	Product: HT-U16D Series		Data Sheet No.
Tentative Product	*****		HT-U16D
Specifications are subject to change without notice. Data and drawings herein are copyrighted.	Sep. 18, 2008	Version of 1.0	Page 19 of 19

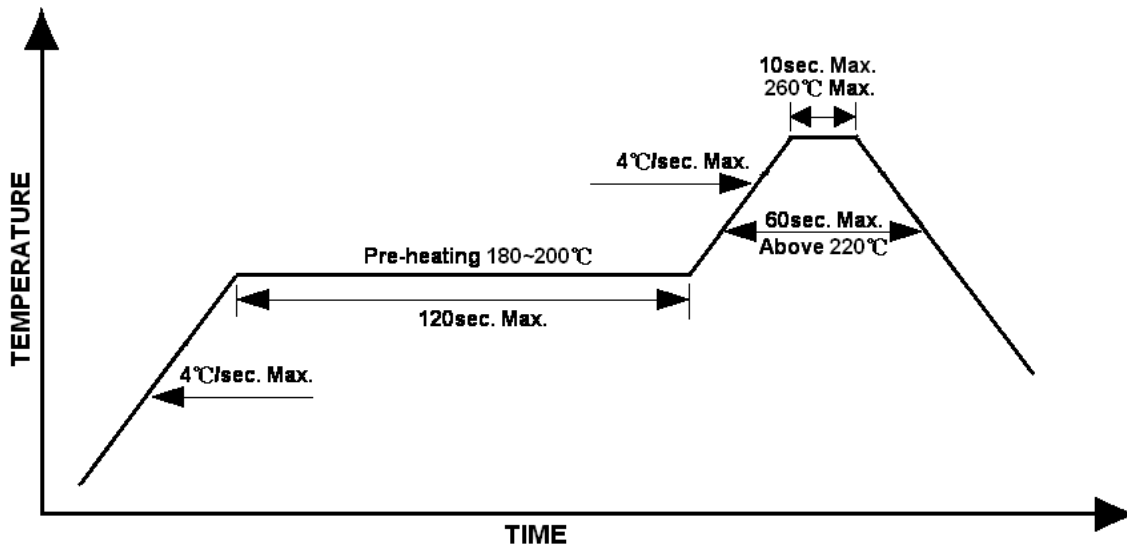
Reflow Soldering

- Recommended tin glue specifications: melting temperature in the range of 178~192 °C
- The recommended reflow soldering profile is as follows (temperatures indicated are as measured on the surface of the LED resin):

Lead Solder Profile



Lead-free Solder Profile



Official Product	Product: HT-U16D Series	Data Sheet No.	
Tentative Product	*****	HT-U16D	
Specifications are subject to change without notice. Data and drawings herein are copyrighted.	Sep. 18, 2008	Version of 1.0	Page 20 of 20

Precautions

1. Avoid exposure to moisture at all times during transportation or storage.
2. Anti-Static precaution must be taken when handling GaN, InGaN, and AlInGaP products.
3. It is suggested to connect the unit with a current limiting resistor of the proper size. Avoid applying a reverse voltage beyond the specified limit.
4. Avoid operation beyond the limits as specified by the absolute maximum ratings.
5. Avoid direct contact with the surface through which the LED emits light.
6. If possible, assemble the unit in a clean room or dust-free environment.

Reworking

- Rework should be completed within 5 seconds under 260 °C.
- The iron tip must not come in contact with the copper foil.
- Twin-head type is preferred.

Cleaning

Following are cleaning procedures after soldering:

- An alcohol-based solvent such as isopropyl alcohol (IPA) is recommended.
- Temperature x Time should be 50°C x 30sec. or <30°C x 3min
- Ultra sonic cleaning: < 15W/ bath; bath volume ≤ 1liter
- Curing: 100 °C max, <3min

Cautions of Pick and Place

- Avoid stress on the resin at elevated temperature.
- Avoid rubbing or scraping the resin by any object.
- Electro-static may cause damage to the component. Please ensure that the equipment is properly grounded. Use of an ionizer fan is recommended.

Official Product	Product: HT-U16D Series		Data Sheet No.
Tentative Product	*****		HT-U16D
Specifications are subject to change without notice. Data and drawings herein are copyrighted.	Sep. 18, 2008	Version of 1.0	Page 21 of 21

Revision History

Changes since last revision	Page	Version No.	Revision Date
New format		1.0	09-18-2008

Official Product	Product: HT-U16D Series		Data Sheet No.
Tentative Product	*****		HT-U16D
Specifications are subject to change without notice. Data and drawings herein are copyrighted.	Sep. 18, 2008	Version of 1.0	Page 22 of 22

Компания «Life Electronics» занимается поставками электронных компонентов импортного и отечественного производства от производителей и со складов крупных дистрибьюторов Европы, Америки и Азии.

С конца 2013 года компания активно расширяет линейку поставок компонентов по направлению коаксиальный кабель, кварцевые генераторы и конденсаторы (керамические, пленочные, электролитические), за счёт заключения дистрибьюторских договоров

Мы предлагаем:

- Конкуренеспособные цены и скидки постоянным клиентам.
- Специальные условия для постоянных клиентов.
- Подбор аналогов.
- Поставку компонентов в любых объемах, удовлетворяющих вашим потребностям.
- Приемлемые сроки поставки, возможна ускоренная поставка.
- Доставку товара в любую точку России и стран СНГ.
- Комплексную поставку.
- Работу по проектам и поставку образцов.
- Формирование склада под заказчика.
- Сертификаты соответствия на поставляемую продукцию (по желанию клиента).
- Тестирование поставляемой продукции.
- Поставку компонентов, требующих военную и космическую приемку.
- Входной контроль качества.
- Наличие сертификата ISO.

В составе нашей компании организован Конструкторский отдел, призванный помогать разработчикам, и инженерам.

Конструкторский отдел помогает осуществить:

- Регистрацию проекта у производителя компонентов.
- Техническую поддержку проекта.
- Защиту от снятия компонента с производства.
- Оценку стоимости проекта по компонентам.
- Изготовление тестовой платы монтаж и пусконаладочные работы.



Тел: +7 (812) 336 43 04 (многоканальный)

Email: org@lifeelectronics.ru