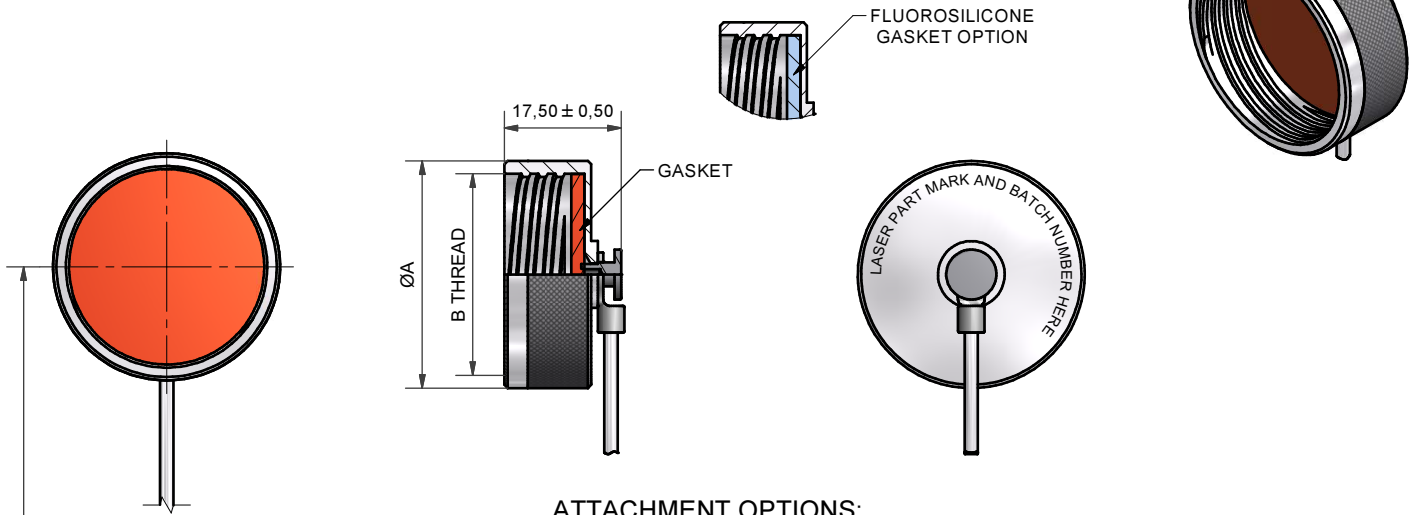


WITH ATTACHMENT



ATTACHMENT OPTIONS:



OMIT FOR NO ATTACHMENT
(SEE SHEET 2)

100P160-17-1-C-WR4-17

SERIES _____
 INSERT 'F' FOR _____
 FLUOROSILICONE GASKET
 OMIT FOR STANDARD
 SILICONE GASKET
 SHELL SIZE (TABLE 1) _____
 MATERIAL (TABLE 5) _____
 FINISH (TABLE 6) _____
 LANYARD TYPE (TABLE 4) _____
 LANYARD LENGTH (IN INCHES) _____
 +1,0"/-0" TOLERANCE
 ATTACHMENT (SEE ABOVE) _____

| | | | | | | | |
|-------------|---|--------------------|--|---|-------------|--|-----------------------|
| DRAWN | W.RUST | DATE 12/02/2014 | 3RD ANGLE PROJECTION NOT TO SCALE | POLAMCO WESTON LOCK LOWER BRISTOL ROAD BATH BA2 1EP | PAGE 1 OF 4 | UNLESS OTHERWISE SPECIFIED ALL DIMENSIONS IN MILLIMETRES | |
| SALES APPR | | | | | | ASSY USED ON: MIL-DTL-38999 SERIES III | MATERIAL |
| DESIGN APPR | | | THIS DRAWING IS COPYRIGHT AND THE PROPERTY OF POLAMCO LTD IT MUST NOT BE COPIED, USED FOR MANUFACTURE OR OTHERWISE DISCLOSED WITHOUT PRIOR WRITTEN CONSENT OF THE COMPANY. | TITLE: RECEPTACLE PROTECTION CAP | SEE TABLE 5 | | |
| QUAL APPR | | | | | | PART NUMBER: 100P160 SERIES | NCAGE CODE U5792 |
| ISSUE 9 | REV 3 | DCR 3969 | | | | | DRAWING NO: P10523 |
| WEIGHT | GENERAL TOL LINEAR +/-0.1MM ANGULAR +/-1° | | | | | | |

TABLE 1

| SHELL SIZE | ØA MAX | B THREAD |
|------------|--------|---------------------|
| 09 | 21,0 | 0.625-0.1P-0.3L-TS |
| 11 | 24,5 | 0.750-0.1P-0.3L-TS |
| 13 | 28,0 | 0.875-0.1P-0.3L-TS |
| 15 | 30,0 | 1.000-0.1P-0.3L-TS |
| 17 | 34,0 | 1.1875-0.1P-0.3L-TS |
| 19 | 37,0 | 1.250-0.1P-0.3L-TS |
| 21 | 40,0 | 1.375-0.1P-0.3L-TS |
| 23 | 43,0 | 1.500-0.1P-0.3L-TS |
| 25 | 47,0 | 1.625-0.1P-0.3L-TS |

TABLE 2

| EYELET REF. | ØF |
|-------------|-----|
| 01 | 3,2 |
| 02 | 3,7 |
| 03 | 4,3 |
| 04 | 5,3 |
| 05 | 6,4 |

TABLE 3

| RING REF. | ØE MAX |
|-----------|--------|
| 09 | 18,0 |
| 11 | 21,4 |
| 13 | 25,8 |
| 15 | 28,8 |
| 17 | 32,0 |
| 19 | 35,0 |
| 21 | 38,3 |
| 23 | 41,7 |
| 25 | 44,6 |

TABLE 4

| CODE | LANYARD TYPE |
|------|---|
| WR | NYLON COVERED (CLEAR) STAINLESS STEEL WIRE ROPE |
| TC | TEFLON COVERED (CLEAR) STAINLESS STEEL WIRE ROPE |
| WG | TEFLON COVERED (OLIVE DRAB) STAINLESS STEEL WIRE ROPE |
| WB | TEFLON COVERED (BLACK) STAINLESS STEEL WIRE ROPE |
| WRB | PVC COVERED (BLACK) STAINLESS STEEL WIRE ROPE |
| LC | LINK CHAIN |
| BK | BLACK CORD |
| VGB | 1,5mm BLACK POLYESTER CORD EQV. TO DIN83330-E1,5 |
| B | BEAD CHAIN |
| R | OLIVE DRAB POLYESTER CORD |
| NB | OLIVE DRAB NYLON CORD |
| NK | BLACK NYLON CORD |

TABLE 5

| CODE | MATERIAL | GASKET MATERIAL |
|------|-------------------------|-----------------|
| 1 | ALUMINIUM | SILICONE |
| 2 | NICKEL ALUMINIUM BRONZE | SILICONE |
| 4 | STAINLESS STEEL | VITON |
| 7 | BLACK ACETAL | SILICONE |
| 74 | COMPOSITE | SILICONE |

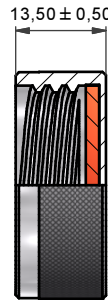
LIST NOT EXHAUSTIVE, SEE MATERIAL TABLE FOR OTHER OPTIONS

TABLE 6

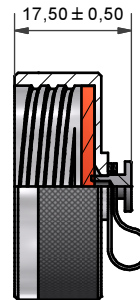
| PLATING CODE | PLATING DESCRIPTION | ROHS COMPLIANT | ENVIRONMENT PROTECTION/ CONDUCTIVITY |
|--------------|--|----------------------------|--|
| B | CADMIUM, OLIVE DRAB (5-10 MICRONS) QQ-P-416, TYPE II, CLASS 3 OVER ELECTROLESS NICKEL | YES (SUBJECT TO EXEMPTION) | CONDUCTIVE 500 HRS SALT SPRAY. EXEMPTION APPLICABLE FOR AEROSPACE / MILITARY APPLICATIONS. SEE ROHS WEBSITES FOR MORE INFORMATION. |
| C | ELECTROLESS NICKEL, AMS-C-26074, CLASS 4, GRADE B | YES | CONDUCTIVE |
| J | PASSIVATE, PER QQ-P-35 OR MI-S-5002 | YES | ROHS COMPLIANT |
| U | UNPLATED CLEAN FINISH NOT SHOT BLASTED | YES | CONDUCTIVE |
| Z | SHOT BLAST FOR NON-REFLECTIVE FINISH | YES | CONDUCTIVE |
| ZB | ZINC COBALT (5-10 MICRONS) OVER ELECTROLESS NICKEL (2,5-7,5 MICRONS) WITH A OLIVE DRAB CHROMATE CONVERSION | YES | CONDUCTIVE 350 HRS SALT SPRAY |
| ZN | ZINC NICKEL BLACK PASSIVATE (5-12 MICRONS) OVER ELECTROLESS NICKEL (8-12 MICRONS), ASTM B 841 CLASS 1 | YES (SUBJECT TO TESTING) | ROHS COMPLIANT (SUBJECT TO TESTING) |

LIST NOT EXHAUSTIVE, SEE PLATING TABLE FOR OTHER OPTIONS

WITHOUT ATTACHMENT



100P160-17-1-C
NO ATTACHMENT VERSION



100P160-17-1-C-EO
EYELET ONLY VERSION
(NO LANYARD)

| | | | | | | |
|-------------|---|--------------------|---|---|--|--|
| DRAWN | W.RUST | DATE 12/02/2014 | 3RD ANGLE PROJECTION NOT TO SCALE | POLAMCO WESTON LOCK LOWER BRISTOL ROAD BATH BA2 1EP | PAGE 2 OF 4 | UNLESS OTHERWISE SPECIFIED ALL DIMENSIONS IN MILLIMETRES |
| SALES APPR | | | | | ASSY USED ON: MIL-DTL-38999 SERIES III | MATERIAL SEE TABLE 5 |
| DESIGN APPR | | | THIS DRAWING IS COPYRIGHT AND THE PROPERTY OF POLAMCO LTD. IT MUST NOT BE COPIED, USED FOR MANUFACTURE OR OTHERWISE DISCLOSED WITHOUT PRIOR WRITTEN CONSENT OF THE COMPANY. | TITLE: RECEPTACLE PROTECTION CAP | NCAGE CODE U5792 | |
| QUAL APPR | | | | | | PART NUMBER: 100P160 SERIES |
| ISSUE 9 | REV 3 | DCR 3969 | | | | |
| WEIGHT | GENERAL TOL LINEAR +/-0.1MM ANGULAR +/-1° | | | | | |


OPTIONAL GASKET:



OMIT FOR NO ATTACHMENT
(SEE SHEET 2)

100P160-17-1-C-WR4-17-EPDM

- SERIES
- SHELL SIZE (TABLE 1)
- MATERIAL (TABLE 5)
- FINISH (TABLE 6)
- LANYARD TYPE (TABLE 4)
- LANYARD LENGTH (IN INCHES)
+1,0"/-0" TOLERANCE
- ATTACHMENT (SEE ABOVE)
- EPDM GASKET

| | | | | | | |
|----------------|----------|---|---|---|-------------|--|
| DRAWN | W.RUST | DATE 12/02/2014 | 3RD ANGLE PROJECTION NOT TO SCALE |  POLAMCO WESTON LOCK LOWER BRISTOL ROAD BATH BA2 1EP | PAGE 3 OF 4 | UNLESS OTHERWISE SPECIFIED ALL DIMENSIONS IN MILLIMETRES |
| SALES APPR | | | THIS DRAWING IS COPYRIGHT AND THE PROPERTY OF POLAMCO LTD IT MUST NOT BE COPIED, USED FOR MANUFACTURE OR OTHERWISE DISCLOSED WITHOUT PRIOR WRITTEN CONSENT OF THE COMPANY. | ASSY USED ON: MIL-DTL-38999 SERIES III | | MATERIAL |
| DESIGN APPR | | | | TITLE: RECEPTACLE PROTECTION CAP | | SEE TABLE 5 |
| QUAL APPR | | | | PART NUMBER: 100P160 SERIES | | NCAGE CODE U5792 |
| ISSUE 9 | REV 3 | DCR 3969 | | | | DRAWING NO: P10523 |
| WEIGHT --- | | GENERAL TOL LINEAR +/-0.1MM ANGULAR +/-1° | | | | |

WITH PLATED ACCESSORIES



100P160-17-1-C2-WR4-17

SERIES _____
 SHELL SIZE (TABLE 1) _____
 MATERIAL (TABLE 5) _____
 FINISH (TABLE 6) _____
 PLATED EYELETS, RIVETS
 AND RINGS - AVAILABLE
 FOR PLATING CODES B, C, ZB, ZN
 (SEE NOTE)
 LANYARD TYPE (TABLE 4) _____
 LANYARD LENGTH (IN INCHES)
 +1,0"/-0" TOLERANCE
 ATTACHMENT (SEE ABOVE) _____

NOTE:
 1. ALL COMPONENTS INDICATED TO BE PLATED THE SAME AS CAP WHEN CODE "2" IS INSERTED IN THE PART NUMBER

| | | | | | | | |
|----------------|----------|---|---|--|---|-------------|--|
| DRAWN | W.RUST | DATE 12/02/2014 | 3RD ANGLE PROJECTION NOT TO SCALE | | WESTON LOCK LOWER BRISTOL ROAD BATH BA2 1EP | PAGE 4 OF 4 | UNLESS OTHERWISE SPECIFIED ALL DIMENSIONS IN MILLIMETRES |
| SALES APPR | | | THIS DRAWING IS COPYRIGHT AND THE PROPERTY OF POLAMCO LTD IT MUST NOT BE COPIED, USED FOR MANUFACTURE OR OTHERWISE DISCLOSED WITHOUT PRIOR WRITTEN CONSENT OF THE COMPANY. | ASSY USED ON: MIL-DTL-38999 SERIES III | | | MATERIAL |
| DESIGN APPR | | | | TITLE: RECEPTACLE PROTECTION CAP | | | SEE TABLE 5 |
| QUAL APPR | | | | PART NUMBER: 100P160 SERIES | | | NCAGE CODE U5792 |
| ISSUE 9 | REV 3 | DCR 3969 | | | | | DRAWING NO: P10523 |
| WEIGHT --- | | GENERAL TOL LINEAR +/-0.1MM ANGULAR +/-1° | | | | | |

Компания «Life Electronics» занимается поставками электронных компонентов импортного и отечественного производства от производителей и со складов крупных дистрибьюторов Европы, Америки и Азии.

С конца 2013 года компания активно расширяет линейку поставок компонентов по направлению коаксиальный кабель, кварцевые генераторы и конденсаторы (керамические, пленочные, электролитические), за счёт заключения дистрибьюторских договоров

Мы предлагаем:

- Конкурентоспособные цены и скидки постоянным клиентам.
- Специальные условия для постоянных клиентов.
- Подбор аналогов.
- Поставку компонентов в любых объемах, удовлетворяющих вашим потребностям.
- Приемлемые сроки поставки, возможна ускоренная поставка.
- Доставку товара в любую точку России и стран СНГ.
- Комплексную поставку.
- Работу по проектам и поставку образцов.
- Формирование склада под заказчика.
- Сертификаты соответствия на поставляемую продукцию (по желанию клиента).
- Тестирование поставляемой продукции.
- Поставку компонентов, требующих военную и космическую приемку.
- Входной контроль качества.
- Наличие сертификата ISO.

В составе нашей компании организован Конструкторский отдел, призванный помогать разработчикам, и инженерам.

Конструкторский отдел помогает осуществить:

- Регистрацию проекта у производителя компонентов.
- Техническую поддержку проекта.
- Защиту от снятия компонента с производства.
- Оценку стоимости проекта по компонентам.
- Изготовление тестовой платы монтаж и пусконаладочные работы.



Тел: +7 (812) 336 43 04 (многоканальный)
Email: org@lifeelectronics.ru