

New Product Feature

Slim-Line Micro Speakers

PUI Audio, Inc.'s new line of slim-line micro speakers are purpose-built for space-limited, modern electronics such as smartphones, tablets, laptops, as well as wearable technology and IoT devices such as WiFi-enabled thermostats.

15 x 11 mm Slim-Line Micro Speakers

The **AS01508AO-SC-R** is a 15 x 11 speaker with pre-installed double-sided adhesive for quick, easy installation and spring-loaded contacts for a solderless electrical connection and features a 4.42 mm thickness.

25 mm speaker leads replace the spring contacts on the AS01508AO-SC-R to minimize thickness to 3.9 mm on the **AS01508AO-LW25-R**.

For more output and lower distortion, a multi-magnet motor drives the **AS01508AO-3-R**, while solder pads drive the thickness down to 3.5 mm.

A spring-contact version is available in the **AS01508AO-3-SC-R**.

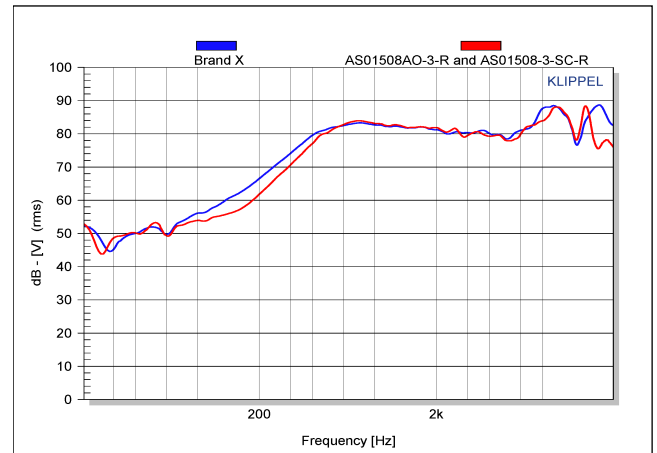

These are also available with an IP65-rated face: the **AS01508AO-WP-R** and the **AS01508AO-SC-WP-R**.

Each 15 x 11 mm speaker features a class-leading resonant frequency below 600 Hz for realistic sound.

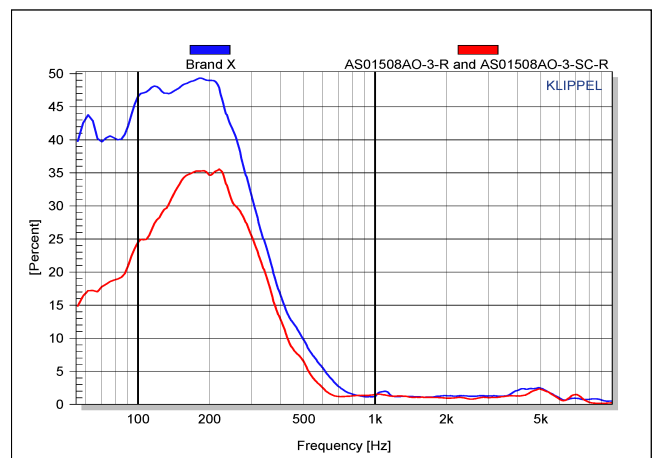
18 x 13 mm Slim-Line Micro Speakers

PUI Audio's 18 x 13 mm speakers build on the performance of the 15 x 11 mm speakers, while reducing the overall thickness to below 3 mm on the **AS01808AO-3-R** with solder pads and 3.1 mm on the **AS01808AO-3-SC-R** with spring contacts.

Both feature an amazingly low resonant frequency of 320 Hz and are available with IP65-rated faces in the **AS01808AO-WP-R** and **AS01808AO-SC-WP-R**.




Frequency Response Comparison



Total Harmonic Distortion (THD) Comparison

Contact your PUI Audio distributor today for pricing and availability!



pui
audio™
INC
a projects unlimited company

AS01508AO-LW25-R 15x11mm Slim-Mount Speaker

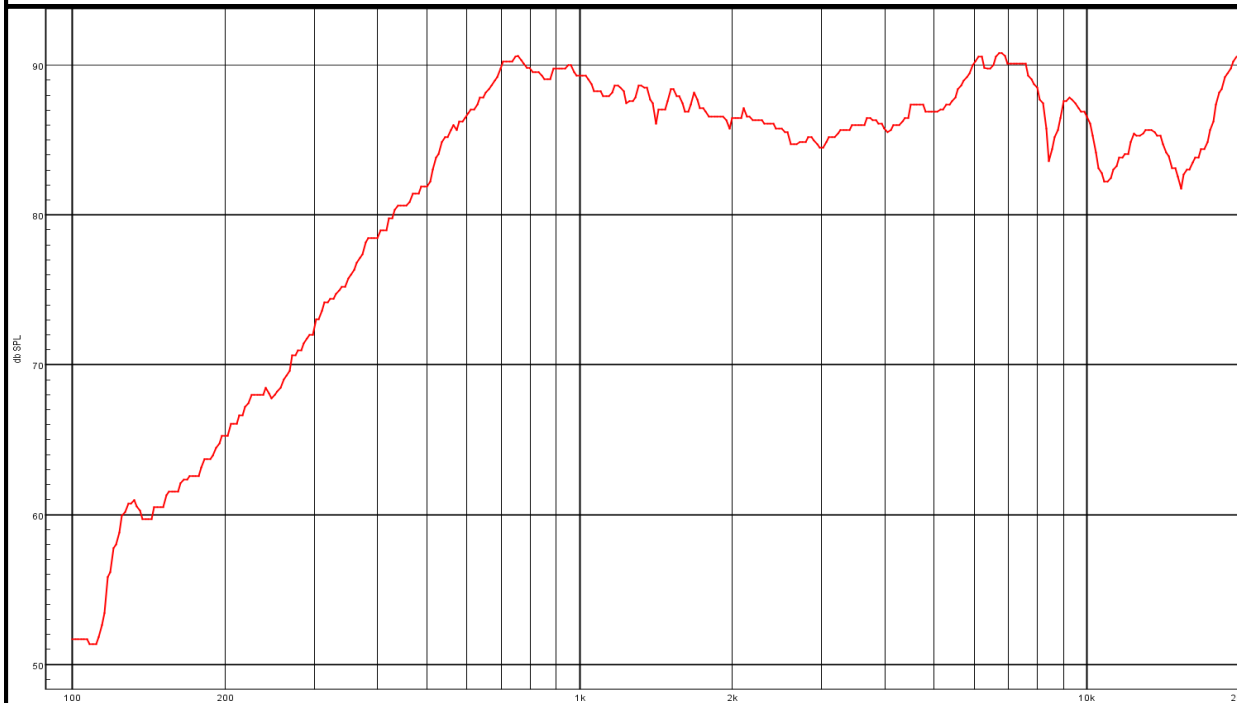
3541 Stop Eight Road • Dayton, Ohio 45414

Product Overview

- 15 x 11 mm speaker with Neodymium magnet for 84 dB sensitivity and 25 mm lead wires
- 0.7W continuous, 1W maximum power handling and 8Ω impedance
- For space-limited applications such as cell phones and consumer electronics
- Convenient double-sided tape for quick mounting




Frequency Response (0.1W @ 10 cm)



An Initiative of the EICC and GeSI

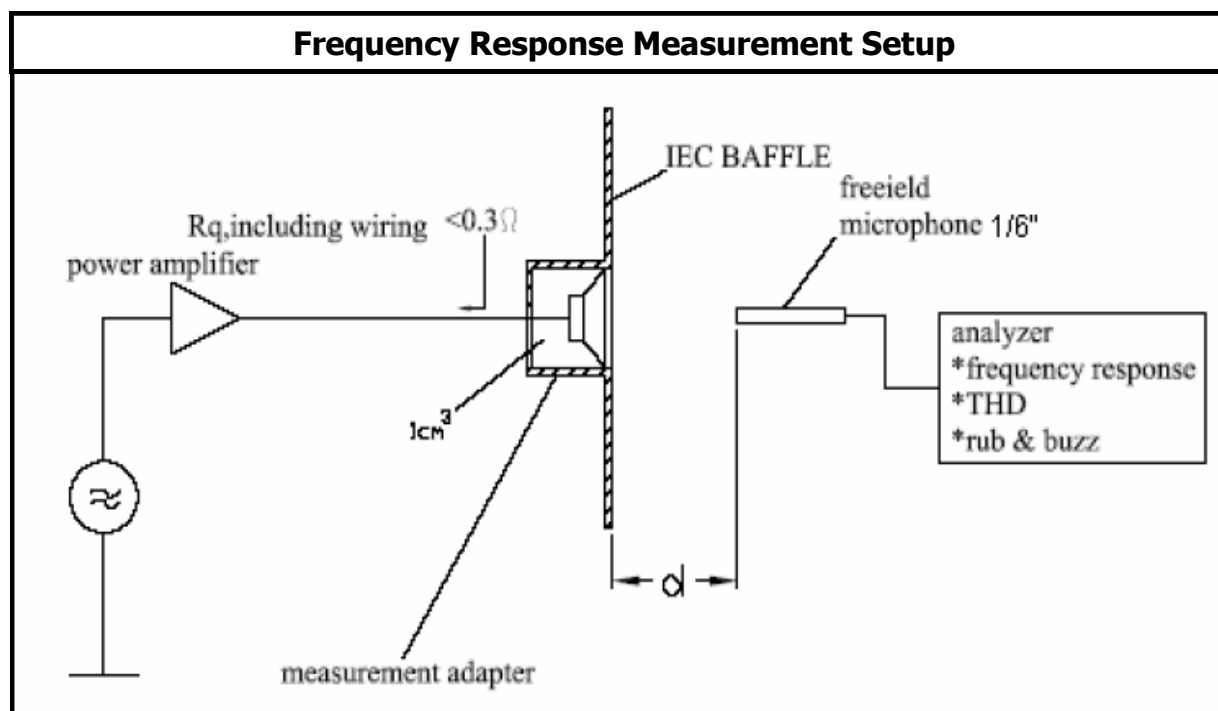




AS01508AO-LW25-R 15x11mm Slim-Mount Speaker

Mechanical and Environment Testing	
Test Description	Test Condition
High Temperature	80°C with random humidity for 24 hours
Low Temperature	-40°C with random humidity for 24 hours
Humidity	40°C with 90% to 95% relative humidity for 96 hours
Vibration	1.5 mm movement modulated at 15 to 45 Hz for 3 hours
Drop Test	75 cm free fall onto concrete, 10 cycles

After tests, speaker shall rest for 1 hours. SPL shall not deviate ± 3 dB from pre-test measurement.



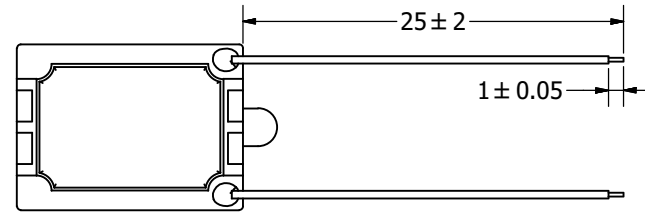
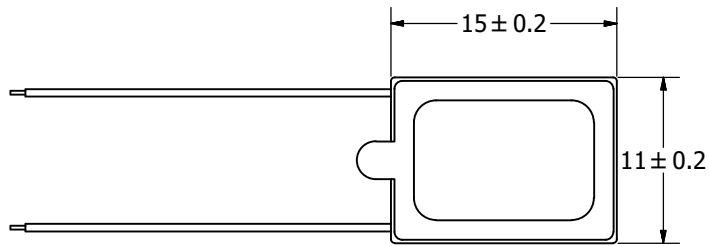
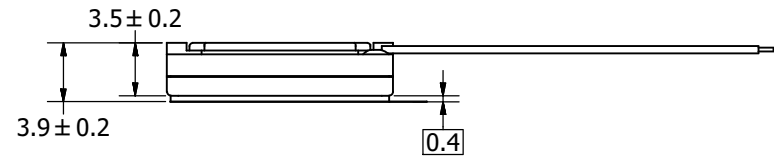
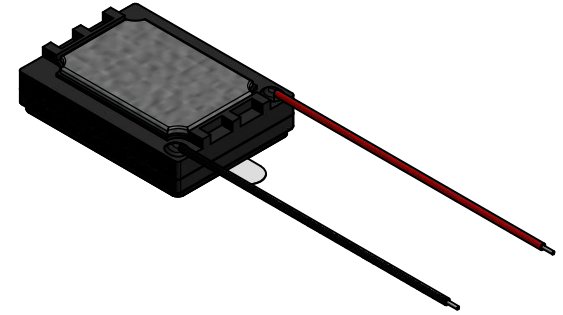
SPECIFICATIONS

PARAMETERS	VALUES	UNITS
RATED INPUT POWER	.7	W
MAX INPUT POWER	1	W
IMPEDANCE	8± 15%	OHM
OUTPUT SPL @ 0.1W/0.1M (AVG. 650Hz-20kHz)	84±3	dB
DISTORTION (MAX.)	10%	-
RESONANT FREQUENCY	550±20%	Hz
FREQUENCY RANGE	Fo ~ 20,000	Hz
HOUSING MATERIAL	ABS	-
CONE MATERIAL	ALUMINUM CAP MYLAR	-
MAGNET MATERIAL	NdFeB	-
OPERATING TEMPERATURE	-40 ~ +80	°C
WEIGHT	2	grams

THIS DOCUMENT CONTAINS DATA PROPRIETARY TO PROJECTS UNLIMITED, INC. ANY USE OR REPRODUCTION, IN ANY FORM, WITHOUT PRIOR WRITTEN PERMISSION OF PROJECTS UNLIMITED, INC. IS PROHIBITED.
©2003, Projects Unlimited Inc.

REVISION HISTORY

LTR	DESCRIPTION	DATE	APPROVED
-	RELEASED FROM ENGINEERING	6/18/2015	



UL1571 AWG32

NOTES:

1. ALL DIMENSIONS ARE IN MILLIMETERS.
2. SPECIFICATIONS SUBJECT TO CHANGE OR WITHDRAWAL WITHOUT NOTICE.
3. THIS PART IS RoHS 2011/65/EU COMPLIANT.

UNLESS OTHERWISE SPECIFIED: DIMENSIONS ARE IN MILLIMETERS, TOLERANCES ARE ±0.5 AND ANGLES ARE ±3°.	SIZE A3	Designed by	Date	Checked by	Date	Approved by	Date	Drawn Date
		M.L.	6/18/2015	M.L.	6/18/2015	B.R.	6/18/2015	6/18/2015
		 AS01508AO-LW25-R Speaker						Edition
-	1 / 1							
AS01508AO-LW25-R.idw		a projects unlimited company						

Компания «Life Electronics» занимается поставками электронных компонентов импортного и отечественного производства от производителей и со складов крупных дистрибьюторов Европы, Америки и Азии.

С конца 2013 года компания активно расширяет линейку поставок компонентов по направлению коаксиальный кабель, кварцевые генераторы и конденсаторы (керамические, пленочные, электролитические), за счёт заключения дистрибьюторских договоров

Мы предлагаем:

- Конкурентоспособные цены и скидки постоянным клиентам.
- Специальные условия для постоянных клиентов.
- Подбор аналогов.
- Поставку компонентов в любых объемах, удовлетворяющих вашим потребностям.
- Приемлемые сроки поставки, возможна ускоренная поставка.
- Доставку товара в любую точку России и стран СНГ.
- Комплексную поставку.
- Работу по проектам и поставку образцов.
- Формирование склада под заказчика.
- Сертификаты соответствия на поставляемую продукцию (по желанию клиента).
- Тестирование поставляемой продукции.
- Поставку компонентов, требующих военную и космическую приемку.
- Входной контроль качества.
- Наличие сертификата ISO.

В составе нашей компании организован Конструкторский отдел, призванный помогать разработчикам, и инженерам.

Конструкторский отдел помогает осуществить:

- Регистрацию проекта у производителя компонентов.
- Техническую поддержку проекта.
- Защиту от снятия компонента с производства.
- Оценку стоимости проекта по компонентам.
- Изготовление тестовой платы монтаж и пусконаладочные работы.



Тел: +7 (812) 336 43 04 (многоканальный)
Email: org@lifeelectronics.ru