

# CAT4104AEVB

## CAT4104 LED Driver Evaluation Board User's Manual



ON Semiconductor®

<http://onsemi.com>

### EVAL BOARD USER'S MANUAL

#### Introduction

This document describes the CAT4104AEVB evaluation board for the ON Semiconductor CAT4104 quad channel constant current LED driver. The functionality and major parameters of the CAT4104 can be evaluated with the CAT4104AEVB board.

The CAT4104 is a LED driver with four matched current sinks capable of driving up to 175 mA per channel. All current sinks are programmed by a single resistor from the RSET pin to GND. Enable and dimming control is available via the EN/PWM pin. Additional details and electrical characteristics can be found in the CAT4104 data sheet.

#### Board Hardware

The evaluation board contains one CAT4104 in a typical application circuit. Four test points labeled T4 through T7 are available to connect the cathode side of an LED string to the CAT4104.

The VIN test point (T1) is connected to the VIN supply of the CAT4104. The voltage between test points VIN and GND (T2) should not exceed 6.0 V.

The EN/PWM test point is the enable and PWM input for the CAT4104. The control signal should be connected between test points EN/PWM and GND.

Trimmer potentiometer R2 can be adjusted to change the LED current. The RSET pin of the CAT4104 is a fixed 1.2 V reference and the LED current is set by changing the current through the RSET resistor (R1 + R2). The CAT4104 has a typical dropout voltage of 400 mV for 175 mA LED current.




Figure 1. CAT4104AEVB Board (SOIC Package) and CAT4104VP2 Board (TDFN Package)

# CAT4104AEVB

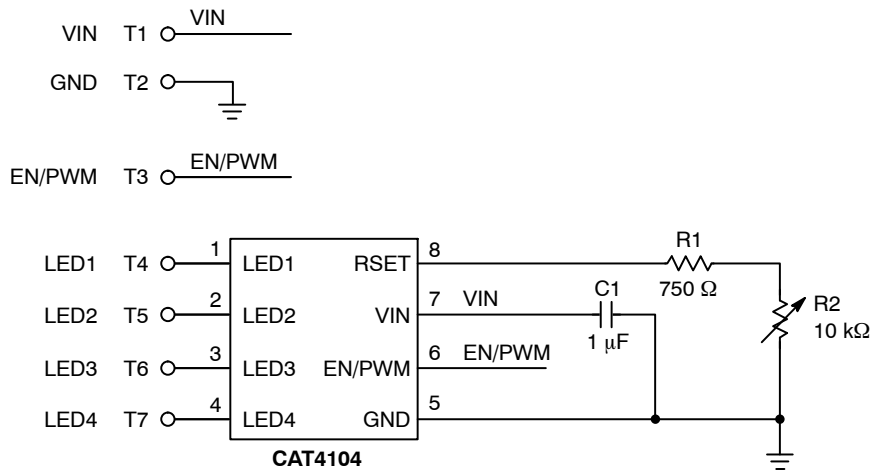



Figure 2. CAT4104AEVB Board Schematic

Table 1. CAT4104AEVB BOARD LIST OF COMPONENTS

Name	Manufacturer	Description	Part Number	Units
U1	ON Semiconductor	Quad Channel LED Driver in SOIC-8 or TDFN-8 package	CAT4104V or CAT4104VP2	1
C1	Taiyo Yuden	Ceramic Capacitor 1 µF/10 V, 10%, X7R, Size 0805	LMK212B7105KD-T	1
R1	Yageo	SMT Resistor 1/8 W, 750 Ω, Size 0805	RC0805FR-07560RL	1
R2	Vishay	Trimmer Potentiometer, 10 kΩ	T63YB103K	1

ON Semiconductor and  are registered trademarks of Semiconductor Components Industries, LLC (SCILLC). SCILLC reserves the right to make changes without further notice to any products herein. SCILLC makes no warranty, representation or guarantee regarding the suitability of its products for any particular purpose, nor does SCILLC assume any liability arising out of the application or use of any product or circuit, and specifically disclaims any and all liability, including without limitation special, consequential or incidental damages. "Typical" parameters which may be provided in SCILLC data sheets and/or specifications can and do vary in different applications and actual performance may vary over time. All operating parameters, including "Typicals" must be validated for each customer application by customer's technical experts. SCILLC does not convey any license under its patent rights nor the rights of others. SCILLC products are not designed, intended, or authorized for use as components in systems intended for surgical implant into the body, or other applications intended to support or sustain life, or for any other application in which the failure of the SCILLC product could create a situation where personal injury or death may occur. Should Buyer purchase or use SCILLC products for any such unintended or unauthorized application, Buyer shall indemnify and hold SCILLC and its officers, employees, subsidiaries, affiliates, and distributors harmless against all claims, costs, damages, and expenses, and reasonable attorney fees arising out of, directly or indirectly, any claim of personal injury or death associated with such unintended or unauthorized use, even if such claim alleges that SCILLC was negligent regarding the design or manufacture of the part. SCILLC is an Equal Opportunity/Affirmative Action Employer. This literature is subject to all applicable copyright laws and is not for resale in any manner.

## PUBLICATION ORDERING INFORMATION

**LITERATURE FULFILLMENT:**  
Literature Distribution Center for ON Semiconductor  
P.O. Box 5163, Denver, Colorado 80217 USA  
**Phone:** 303-675-2175 or 800-344-3860 Toll Free USA/Canada  
**Fax:** 303-675-2176 or 800-344-3867 Toll Free USA/Canada  
**Email:** orderlit@onsemi.com

**N. American Technical Support:** 800-282-9855 Toll Free  
USA/Canada  
**Europe, Middle East and Africa Technical Support:**  
Phone: 421 33 790 2910  
**Japan Customer Focus Center**  
Phone: 81-3-5817-1050

**ON Semiconductor Website:** [www.onsemi.com](http://www.onsemi.com)  
**Order Literature:** <http://www.onsemi.com/orderlit>  
For additional information, please contact your local Sales Representative

Компания «Life Electronics» занимается поставками электронных компонентов импортного и отечественного производства от производителей и со складов крупных дистрибьюторов Европы, Америки и Азии.

С конца 2013 года компания активно расширяет линейку поставок компонентов по направлению коаксиальный кабель, кварцевые генераторы и конденсаторы (керамические, пленочные, электролитические), за счёт заключения дистрибьюторских договоров

Мы предлагаем:

- Конкуренспособные цены и скидки постоянным клиентам.
- Специальные условия для постоянных клиентов.
- Подбор аналогов.
- Поставку компонентов в любых объемах, удовлетворяющих вашим потребностям.
- Приемлемые сроки поставки, возможна ускоренная поставка.
- Доставку товара в любую точку России и стран СНГ.
- Комплексную поставку.
- Работу по проектам и поставку образцов.
- Формирование склада под заказчика.
- Сертификаты соответствия на поставляемую продукцию (по желанию клиента).
- Тестирование поставляемой продукции.
- Поставку компонентов, требующих военную и космическую приемку.
- Входной контроль качества.
- Наличие сертификата ISO.

В составе нашей компании организован Конструкторский отдел, призванный помогать разработчикам, и инженерам.

Конструкторский отдел помогает осуществить:

- Регистрацию проекта у производителя компонентов.
- Техническую поддержку проекта.
- Защиту от снятия компонента с производства.
- Оценку стоимости проекта по компонентам.
- Изготовление тестовой платы монтаж и пусконаладочные работы.



Тел: +7 (812) 336 43 04 (многоканальный)  
Email: [org@lifeelectronics.ru](mailto:org@lifeelectronics.ru)