

LPJ – 600Vac/300Vdc, 1-60A, Dual Element, Time-Delay Fuses



Available with easyID™
open fuse indication

Description: Ultimate protection Class J dual element, current-limiting, time-delay fuses available with optional open fuse indication. Time-delay – 10 seconds (minimum) at 500% of rated current.

Catalog Symbol: LPJ-(amp)SP (non-indicating)
LPJ-(amp)SPI (indicating)

Ratings:

- Volts – 600Vac, 300Vdc
- Amps – 1-60A
- IR – 300kA Vac RMS Sym.
- 100kA Vdc

Agency Information:

CE, UL Listed, Guide JDDZ, File E4273
CSA Certified, Class 1422-02, File 53787,
Class J per CSA 22.2 No. 248.

Catalog Numbers (amps) – Non-indicating Fuses

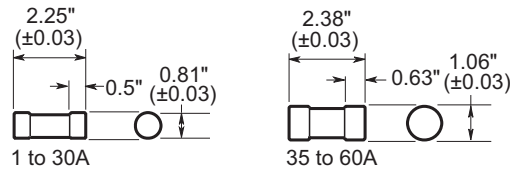
| | | | |
|----------|----------|------------|-----------|
| LPJ-1SP | LPJ-3SP | LPJ-7SP* | LPJ-25SP* |
| LPJ-1½SP | LPJ-3½SP | LPJ-8SP* | LPJ-30SP* |
| LPJ-1¾SP | LPJ-3¾SP | LPJ-9SP* | LPJ-35SP* |
| LPJ-1⅞SP | LPJ-4SP | LPJ-10SP* | LPJ-40SP* |
| LPJ-2SP | LPJ-4½SP | LPJ-12SP* | LPJ-45SP* |
| LPJ-2¼SP | LPJ-5SP | LPJ-15SP* | LPJ-50SP* |
| LPJ-2½SP | LPJ-5½SP | LPJ-17½SP* | LPJ-60SP* |
| LPJ-2⅞SP | LPJ-6SP* | LPJ-20SP* | |

* Open fuse indication available by inserting the suffix "I," e.g., LPJ-15SPI.
Requires 75Vac minimum voltage.

Carton Quantity:

| Amp Rating | Carton Qty. |
|------------|-------------|
| 1-60 | 10 |

Dimensions - in



Features:

- Industry's only UL Listed and CSA Certified fuse with a 300kA interrupting rating that allows for simple, worry-free installation in virtually any application.
- Fast short-circuit protection and dual-element, time-delay performance provide ultimate protection.
- Reduces existing fuse inventory by up to 33% when upgrading to Low-Peak fuses.
- Consistent 2:1 ampacity ratios for all Low-Peak fuses make selective coordination easy.
- Long time-delay minimizes needless fuse openings due to temporary overloads and transient surges.
- Current-limitation protects downstream components against damaging thermal and magnetic effects of short-circuit currents.
- Dual-element fuses have lower resistance than ordinary fuses so they run cooler. Can often be sized for back-up protection against motor burnout from overload or single-phasing if other overload protective devices fail.
- Proper sizing can provide "no damage" Type 2 coordinated protection for NEMA and IEC motor controllers.
- Space-saving package for equipment downsizing.

Recommended Fuse Blocks and Holders

| Fuse Amps | 1-Pole | 2-Pole | 3-Pole |
|--------------------------|-----------|-----------|------------|
| Open Blocks | | | |
| 0-30 | J60030-1_ | J60030-2_ | J60030-3_ |
| 35-60 | J60060-1_ | J60060-2_ | J60060-3_ |
| "Pyramid" Blocks | | | |
| 0-30 | — | — | JP60030-3_ |
| CH Series Holders | | | |
| 0-30 | CH30J1_ | CH30J2_ | CH30J3_ |
| 35-60 | CH60J1_ | CH60J2_ | CH60J3_ |
| Safety J™ Holders | | | |
| 0-30 | JT60030_ | — | — |
| 35-60 | JT60060_ | — | — |

For additional information on the Class J fuse blocks and holders, see data sheets # 1114 (open blocks), #1108 (pyramid blocks), # 2144 (CH Series) and # 1152 (Safety J).

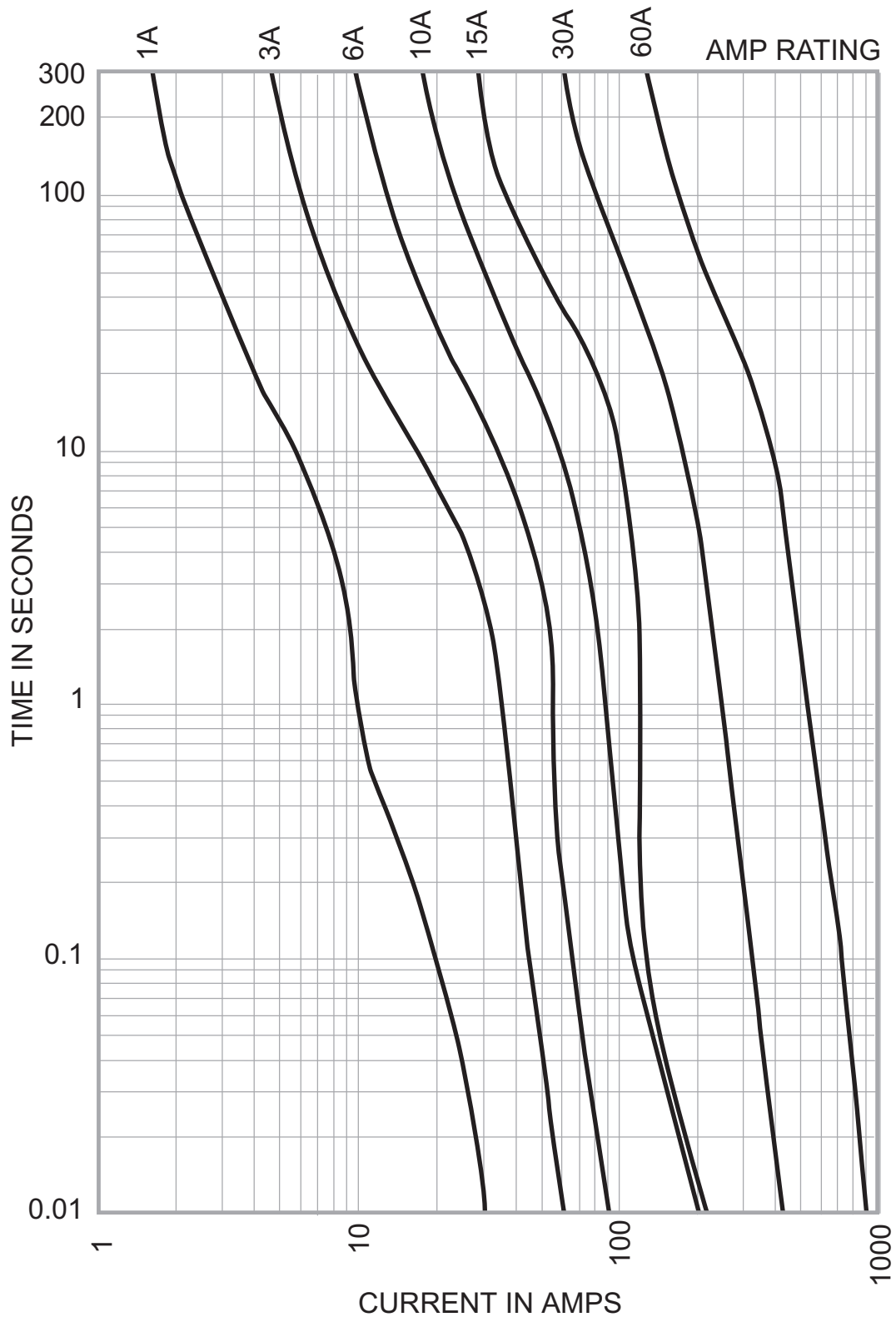
Fuse Reducers For Class J Fuses

| Equipment Fuse Clips | Desired Fuse (Case) Size | Catalog Numbers (Pairs) |
|----------------------|--------------------------|-------------------------|
| 60A | 30A | J-63 |
| 100A | 30A | J-13 |
| | 60A | J-16 |
| 200A | 60A | J-26† |

† Not for bolt-in applications.

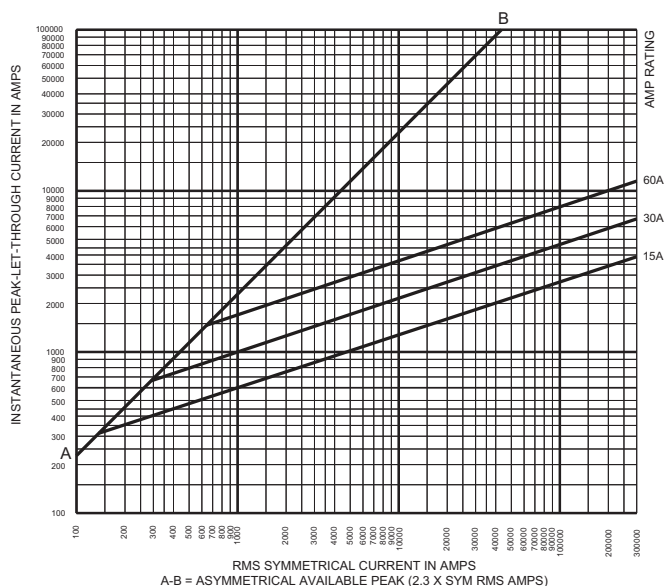
LPJ – 600Vac/300Vdc, 1-60A, Dual Element, Time-Delay Fuses

Time-Current Curves - Average Melt



LPJ – 600Vac/300Vdc, 1-60A, Dual Element, Time-Delay Fuses

Current-Limitation Curves



Current-Limiting Effects

| Prosp. S.C.C. | Let-Through Current (Apparent RMS Symmetrical Vs. Fuse Rating) | | |
|------------------|---|------|------|
| | 15A | 30A | 60A |
| — | 1000 | 1000 | 1000 |
| 1000 | 1000 | 1000 | 1000 |
| 3000 | 1000 | 1000 | 1000 |
| 5000 | 1000 | 1000 | 1000 |
| 10,000 | 1000 | 1000 | 2000 |
| 15,000 | 1000 | 1000 | 2000 |
| 20,000 | 1000 | 1000 | 2000 |
| 25,000 | 1000 | 1000 | 2000 |
| 30,000 | 1000 | 1000 | 2000 |
| 35,000 | 1000 | 1000 | 2000 |
| 40,000 | 1000 | 2000 | 3000 |
| 50,000 | 1000 | 2000 | 3000 |
| 60,000 | 1000 | 2000 | 3000 |
| 80,000 | 1000 | 2000 | 3000 |
| 100,000 | 1000 | 2000 | 4000 |
| 150,000 | 1000 | 2000 | 4000 |
| 200,000 | 2000 | 3000 | 4000 |
| 250,000 | 2000 | 3000 | 5000 |
| 300,000 | 2000 | 3000 | 5000 |

The only controlled copy of this Data Sheet is the electronic read-only version located on the Bussmann Network Drive. All other copies of this document are by definition uncontrolled. This bulletin is intended to clearly present comprehensive product data and provide technical information that will help the end user with design applications. Bussmann reserves the right, without notice, to change design or construction of any products and to discontinue or limit distribution of any products. Bussmann also reserves the right to change or update, without notice, any technical information contained in this bulletin. Once a product has been selected, it should be tested by the user in all possible applications.

Компания «Life Electronics» занимается поставками электронных компонентов импортного и отечественного производства от производителей и со складов крупных дистрибьюторов Европы, Америки и Азии.

С конца 2013 года компания активно расширяет линейку поставок компонентов по направлению коаксиальный кабель, кварцевые генераторы и конденсаторы (керамические, пленочные, электролитические), за счёт заключения дистрибьюторских договоров

Мы предлагаем:

- Конкурентоспособные цены и скидки постоянным клиентам.
- Специальные условия для постоянных клиентов.
- Подбор аналогов.
- Поставку компонентов в любых объемах, удовлетворяющих вашим потребностям.
- Приемлемые сроки поставки, возможна ускоренная поставка.
- Доставку товара в любую точку России и стран СНГ.
- Комплексную поставку.
- Работу по проектам и поставку образцов.
- Формирование склада под заказчика.
- Сертификаты соответствия на поставляемую продукцию (по желанию клиента).
- Тестирование поставляемой продукции.
- Поставку компонентов, требующих военную и космическую приемку.
- Входной контроль качества.
- Наличие сертификата ISO.

В составе нашей компании организован Конструкторский отдел, призванный помогать разработчикам, и инженерам.

Конструкторский отдел помогает осуществить:

- Регистрацию проекта у производителя компонентов.
- Техническую поддержку проекта.
- Защиту от снятия компонента с производства.
- Оценку стоимости проекта по компонентам.
- Изготовление тестовой платы монтаж и пусконаладочные работы.



Тел: +7 (812) 336 43 04 (многоканальный)

Email: org@lifeelectronics.ru