



FCIconnect.com

Copyright FCI.

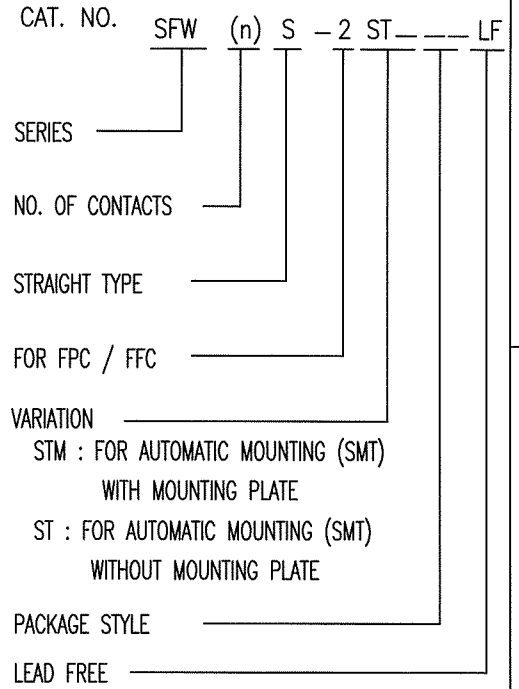
Configuration of Documents

P/N	Documents	No.	Title	CAT.No.
SFW_S-25T(M)E1	Specification Connector dwg.	SC-SFWS01	CAT.NO.TABLE FOR 1mm SPACING SMT CONNECTOR	SFW_S-25T
		JSA93342	1mm SPACING SURFACE MOUNT FPC/FFC CONNECTOR	SFW_S-25T
		JSA93579	1mm SPACING SURFACE MOUNT FPC/FFC CONNECTOR	SFW_S-25TM
		JSA93836	CAT. NO. TABLE FOR PLASTIC TAPE PACKAGED 1mm SPACING SMT CONN.	SFW_S-25T_E1
		JSA93343	PLASTIC TAPE PACKAGED 1mm SPACING SMT CONNECTOR	SFW_S-25T_E1
		JSA93338	RECOMMENDED CABLE	SFW_S-25T
		JSA93340	RECOMMENDED CABLE	SFW_S-25T
SFW_S-65T(M)E1	Manual	BJM-SFWS101		
	Specification Connector dwg.	SC-SFWS02	CAT.NO.TABLE FOR 1mm SPACING SMT CONNECTOR	SFW_S-65T
		JSA93900	1mm SPACING SURFACE MOUNT C/C CONNECTOR	SFW_S-65T
		JSA93905	1mm SPACING SURFACE MOUNT C/C CONNECTOR	SFW_S-65TM
		JSA93901	CAT. NO. TABLE FOR PLASTIC TAPE PACKAGED 1mm SPACING SMT CONN.	SFW_S-65T_E1
		JSA93902	PLASTIC TAPE PACKAGED 1mm SPACING SMT CONNECTOR	SFW_S-65T_E1
		JSA93903	RECOMMENDED CABLE	SFW_S-65T
SFW_S-25T(M)E1LF	Cable dwg.	JSA93904		
	Manual	BJM-SFWS102		
	Specification Connector dwg.	SC-SFWS03	CAT.NO.TABLE FOR 1mm SPACING SMT CONNECTOR	SFW_S-25T_LF
		JSA96516	1mm SPACING SURFACE MOUNT FPC/FFC CONNECTOR	SFW_S-25T_LF
		JSA96517	1mm SPACING SURFACE MOUNT FPC/FFC CONNECTOR	SFW_S-25TM_LF
		JSA96518	CAT. NO. TABLE FOR PLASTIC TAPE PACKAGED 1mm SPACING SMT CONN.	SFW_S-25T_E1LF
		JSA96519	PLASTIC TAPE PACKAGED 1mm SPACING SMT CONNECTOR	SFW_S-25T_E1LF
SFW_S-65T(M)E1LF	Cable dwg.	JSA93340		
	Manual	BJM-SFWS101		
	Specification Connector dwg.	SC-SFWS04	CAT. NO. TABLE FOR 1mm SPACING SMT CONNECTOR	SFW_S-65T_LF
		JSA96521	1mm SPACING SURFACE MOUNT C/C CONNECTOR	SFW_S-65T_LF
		JSA96522	1mm SPACING SURFACE MOUNT C/C CONNECTOR	SFW_S-65TM_LF
		JSA96523	CAT. NO. TABLE FOR PLASTIC TAPE PACKAGED 1mm SPACING SMT CONN.	SFW_S-65T_E1LF
		JSA96524	PLASTIC TAPE PACKAGED 1mm SPACING SMT CONNECTOR	SFW_S-65T_E1LF
	JSA96525	RECOMMENDED CABLE	SFW_S-65T_LF	
	JSA93904	Manual		
	Manual	BJM-SFWS102		

mat'l. code		surface 58 / tolerance ISO 1302 / ISO 406 / ISO 1101		projection		product family 58SF		CODE JP
ltr	ecn no	dr	date	tolerances unless otherwise specified		title		
A	J05-0334	H.T	6/3/'05	angles	linear	SFW_S Documents Configuration (1mm Spacing connector)		
B	J05-0377	H.T	6/22/'05			sheet 1 of 1		
C	J06-0430	H.T	10/19/'06			JSA96060		A4
sheet index		revision sheet	C 1	dr		type Product Customer Drawing		Rev. C
				enr				
				chr				
				appd				

CAT. NO. & DIMENSIONS

NOTE3	NO. OF CONTACTS (n)	CAT. NO.	DIMENSIONS (NOTE2)		
			A ±0.2	B ±0.2	C ±0.2
	4	SFW4S-2ST__LF	10.4	5.24	3
	5	SFW5S-2ST__LF	11.4	6.24	4
	6	SFW6S-2ST__LF	12.4	7.24	5
*	7	SFW7S-2ST__LF	13.4	8.24	6
	8	SFW8S-2ST__LF	14.4	9.24	7
*	9	SFW9S-2ST__LF	15.4	10.24	8
	10	SFW10S-2ST__LF	16.4	11.24	9
	11	SFW11S-2ST__LF	17.4	12.24	10
*	12	SFW12S-2ST__LF	18.4	13.24	11
	13	SFW13S-2ST__LF	19.4	14.24	12
	14	SFW14S-2ST__LF	20.4	15.24	13
	15	SFW15S-2ST__LF	21.4	16.24	14
	16	SFW16S-2ST__LF	22.4	17.24	15
	17	SFW17S-2ST__LF	23.4	18.24	16
*	18	SFW18S-2ST__LF	24.4	19.24	17
*	19	SFW19S-2ST__LF	25.4	20.24	18
	20	SFW20S-2ST__LF	26.4	21.24	19
*	21	SFW21S-2ST__LF	27.4	22.24	20
	22	SFW22S-2ST__LF	28.4	23.24	21
	23	SFW23S-2ST__LF	29.4	24.24	22
	24	SFW24S-2ST__LF	30.4	25.24	23
*	25	SFW25S-2ST__LF	31.4	26.24	24
	26	SFW26S-2ST__LF	32.4	27.24	25
*	27	SFW27S-2ST__LF	33.4	28.24	26
	28	SFW28S-2ST__LF	34.4	29.24	27
	29	SFW29S-2ST__LF	35.4	30.24	28
	30	SFW30S-2ST__LF	36.4	31.24	29
*	31	SFW31S-2ST__LF	37.4	32.24	30
*	32	SFW32S-2ST__LF	38.4	33.24	31



NOTES

1. THIS PRODUCT IS THE CONNECTOR, DESIGNED TO TERMINATE FPC/FFC AND COPE WITH AUTOMATIC MOUNTING (SMT).
2. SEE PART DRAWINGS FOR DIMENSIONS A.B.C.
3. PLEASE CONSULT US IN CASE OF USING PARTS WITH * MARK

mat'l. code				surface 58 / tolerance ISO 1302 / ISO 406 / ISO 1101		projection		product family 58SF		CODE JP	
litr ecn no dr date				tolerances unless otherwise specified		mm		title CAT. NO. TABLE FOR 1mm SPACING SMT CONNECTOR (CAT.No.SFW__S-2ST__LF)			
A	J05-0377	H.T	2005-6-22	angles linear		scale X		dwg no sheet 1 of 1 size JSA 96516 A4			
B	J05-0547	H.T	2005-8-30	engr		FCJ		type Product Customer Drawing			
C	J06-0430	H.T	2006-10-19	chr				Rev. D			
D	J07-0407	H.T	2007-8-9	appd							
sheet index		revision D sheet 1									



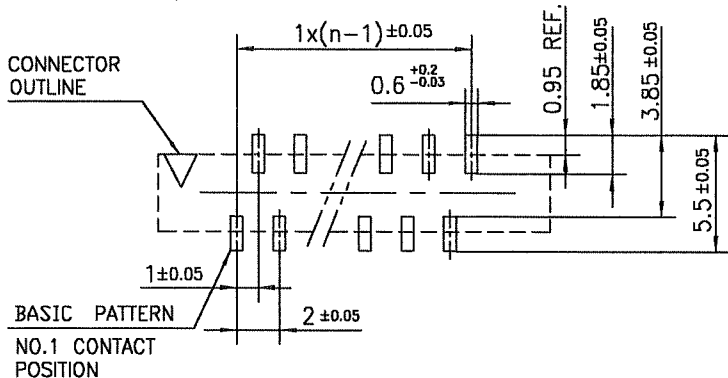
PT. NO.	PARTS NAME	MATERIAL	Q'TY	NOTE
1	HOUSING	GLASS FILLED THERMOPLASTIC RATED. (UL94V-0)	1	COLOR : BROWN
2	SLIDER	(UL94V-0)	1	COLOR : BLACK
3	CONTACT	PHOSPHOR BRONZE	n	PLATING : TIN Ni UNDER PLATED(LEAD FREE)

n : NO. OF CONTACTS

NOTES

1. THIS PRODUCT IS THE CONNECTOR DESIGNED TO TERMINATE FPC/FFC AND COPEs WITH AUTOMATIC MOUNTING (SMT).
2. FLATNESS OF CONTACT TERMINAL MUST BE WITHIN TOLERANCE IN Z PORTION DETAILED DRAWING.
3. THIS DIMENSION IS SPACE FOR THE NOZZLE OF MOUNTER.
4. THIS PRODUCT MEETS EUROPEAN UNION DIRECTIVES AND OTHER COUNTRY REGULATIONS AS DESCRIBED IN GS-22-008
5. THE HOUSING WILL WITHSTAND EXPOSURE TO 260°C PEAK TEMPERATURE FOR 10 SECONDS IN A REFLOW SOLDERING OVEN.

RECOMMENDED PC BOARD LAYOUT (COMPONENT SIDE)



mat'l. code				surface 58 ISO 1302 ✓		tolerance ISO 406 ISO 1101		projection mm		product family 58SF		CODE JP	
ltr ecn no dr date				tolerances unless otherwise specified		±0.2		mm		title 1mm SPACING SURFACE MOUNT FPC/FFC CONNECTOR (CAT.No.SFW__S-2ST__LF)			
A J05-0377 H.T 6/22/05				angles		linear		scale X		dwg no JSA 96517		sheet 1 of 1 size A4	
B J05-0731 H.T 10/28/05								FCI		type Product Customer Drawing			
C J06-0430 H.T 10/19/06				dr		10/19/06							
				enrg		10/19/06							
				chr		10/19/06							
				appd		10/19/06							
sheet index		revision sheet		C 1								Rev C	

SC-SFWS 03 JSA96516 form: A4



PT. NO.	PARTS NAME	MATERIAL	Q'TY	NOTE
1	HOUSING	GLASS FILLED THERMOPLASTIC RATED. (UL94V-0)	1	COLOR : BROWN
2	SLIDER		1	COLOR : BLACK
3	CONTACT	PHOSPHOR BRONZE	n	PLATING : TIN Ni UNDER PLATED(LEAD FREE)
4	MOUNTING PLATE	BRASS	2	

n : NO. OF CONTACTS

NOTES

1. THIS PRODUCT IS THE CONNECTOR DESIGNED TO TERMINATE FPC/FFC AND COPES WITH AUTOMATIC MOUNTING (SMT).
2. FLATNESS OF CONTACT TERMINAL AND MOUNTING PLATE MUST BE WITHIN TOLERANCE IN Z PORTION DETAILED DRAWING.
3. THIS DIMENSION IS SPACE FOR THE NOZZLE OF MOUNTER.
4. THIS PRODUCT MEETS EUROPEAN UNION DIRECTIVES AND OTHER COUNTRY REGULATIONS AS DESCRIBED IN GS-22-008
5. THE HOUSING WILL WITHSTAND EXPOSURE TO 260°C PEAK TEMPERATURE FOR 10 SECONDS IN A REFLOW SOLDERING OVEN.

RECOMMENDED PC BOARD LAYOUT (COMPONENT SIDE)

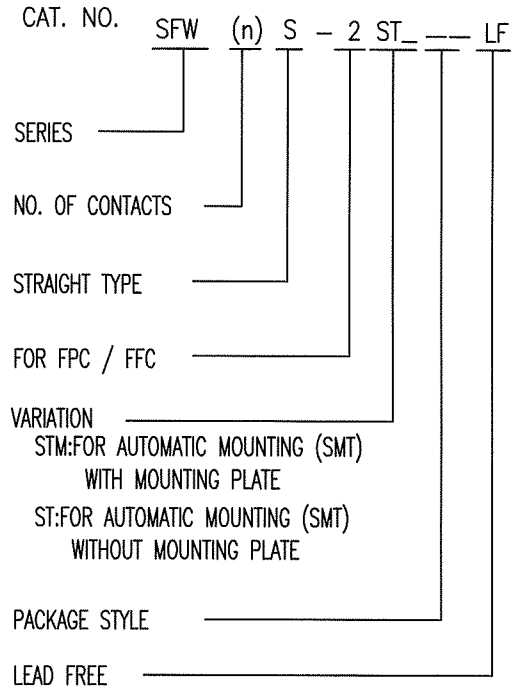


mat'l. code				surface 58	tolerance ISO 1302	projection	product family 58SF	CODE JP
ltr ecn no dr date				tolerances unless otherwise specified	ISO 406	mm	title 1mm SPACING SURFACE MOUNT FPC/FFC CONNECTOR (CAT.No.SFW__S-2STM__LF)	
A J05-0377 H.T 6/22/05				angles	ISO 1101			
B J05-0731 H.T 10/28/05				linear	±0.2	scale X	dwg no JSA 96518 sheet 1 of 1 size A4	
C J06-0430 H.T 10/19/06							type Product Customer Drawing	
sheet index				dr	engr	chr	Rev. C	
revision sheet 1				appd				

SC-SFWS 03 JSA96516 form: A4

CAT. NO. & DIMENSIONS

(NOTE4)	NO. OF CONTACTS (n)	CAT. NO. (NOTE2)	DIMENSIONS (NOTE3)		
			D ± 5	E ± 0.3	F ± 0.1
	4	SFW4S-2ST_E1LF	28.4	24	—
	5	SFW5S-2ST_E1LF	28.4	24	—
	6	SFW6S-2ST_E1LF	28.4	24	—
*	7	SFW7S-2ST_E1LF	28.4	24	—
	8	SFW8S-2ST_E1LF	28.4	24	—
*	9	SFW9S-2ST_E1LF	28.4	24	—
	10	SFW10S-2ST_E1LF	28.4	24	—
	11	SFW11S-2ST_E1LF	28.4	24	—
*	12	SFW12S-2ST_E1LF	36.4	32	28.4
	13	SFW13S-2ST_E1LF	36.4	32	28.4
	14	SFW14S-2ST_E1LF	36.4	32	28.4
	15	SFW15S-2ST_E1LF	36.4	32	28.4
	16	SFW16S-2ST_E1LF	48.4	44	40.4
	17	SFW17S-2ST_E1LF	48.4	44	40.4
*	18	SFW18S-2ST_E1LF	48.4	44	40.4
*	19	SFW19S-2ST_E1LF	48.4	44	40.4
	20	SFW20S-2ST_E1LF	48.4	44	40.4
*	21	SFW21S-2ST_E1LF	48.4	44	40.4
	22	SFW22S-2ST_E1LF	48.4	44	40.4
	23	SFW23S-2ST_E1LF	48.4	44	40.4
	24	SFW24S-2ST_E1LF	48.4	44	40.4
*	25	SFW25S-2ST_E1LF	48.4	44	40.4
	26	SFW26S-2ST_E1LF	48.4	44	40.4
*	27	SFW27S-2ST_E1LF	60.4	56	52.4
	28	SFW28S-2ST_E1LF	60.4	56	52.4
	29	SFW29S-2ST_E1LF	60.4	56	52.4
	30	SFW30S-2ST_E1LF	60.4	56	52.4
*	31	SFW31S-2ST_E1LF	60.4	56	52.4
*	32	SFW32S-2ST_E1LF	60.4	56	52.4



NOTES

1. THIS PRODUCT IS THE CONNECTOR DESIGNED TO TERMINATE FPC/FFC AND COPES WITH AUTOMATIC MOUNTING (SMT).
2. THIS CATALOG NO. INDICATES PLASTIC TAPE PACKAGED CONNECTOR.
3. SEE PART DRAWINGS FOR DIMENSIONS D~F.
4. PLEASE CONSULT US IN CASE OF USING PARTS WITH * MARK.



FCIconnect.com

Copyright FCI.

mat'l. code				surface 58 / tolerance ISO 1302 / ISO 406 / ISO 1101	projection	product family 58SF	CODE JP
ltr ecn no dr date				tolerances unless otherwise specified	mm	title	
A	J05-0377	H.T	2005-6-22	angles linear		CAT NO. TABLE FOR PLASTIC TAPE PACKAGED 1mm SPACING SMT CONN. (CAT.No.SFW__S-2ST_E1LF)	
B	J05-0547	H.T	2005-8-30				
C	J06-0430	H.T	2006-10-19		scale X	dwg no sheet 1 of 1 size	
D	J07-0407	H.T	2007-8-9	dr engr chr appd	FCI	JSA 96519 A4	
sheet index				revision D sheet 1		type Product Customer Drawing	

SC-SFWS 03 JSA96516 96520 form: A4



PT. NO.	PARTS NAME	CAT. NO.	MATERIAL	Q'TY	NOTE
1	REEL	_____	CARDBOARD	1	COLOR:GRAY
2	PLASTIC (EMBOSSSED) TAPE	_____	PET	_____	COLOR:TRANSPARENCY
3	COVER	_____	POLYESTER	_____	COLOR:TRANSPARENCY
4	CONNECTOR	SFW__S-2ST__LF	SEE ATTACHED DWG.	1000	_____

NOTES

- THIS IS PLASTIC TAPE PACKAGED CONNECTOR USED FOR FPC/FFC AND COPES WITH AUTOMATIC MOUNTING (SMT).
- SEE JIS C 0806 (PACKING OF ELECTRONIC COMPONENTS ON CONTINUOUS TAPES (SURFACE MOUNTING DEVICES)) FOR SHAPE AND DIMENSIONS OF PLASTIC (EMBOSSSED) TAPE AND REEL.
- F DIMENSION IS PORTION OF THE CORE.

mat'l. code				surface 58 ISO 1302 ✓	tolerance ISO 406 ISO 1101	projection mm	product family 58SF	CODE JP
ltr	ecn no	dr	date	tolerances unless otherwise specified		mm	title PLASTIC TAPE PACKAGED 1mm SPACING SMT CONNECTOR (CAT.No.SFW__S-2ST_E1LF)	
A	J05-0377	H.T	6/22/05	angles	linear			
B	J06-0430	H.T	10/19/06	±5°	linear	scale X	dwg no JSA 96520	
				dr	10/19/06		sheet 1 of 1 size A4	
				enrg	10/19/06		type Product Customer Drawing	
				chr	10/19/06			
				appd	10/20/06			
sheet index	revision sheet	B	1					Rev. B

RECOMMENDED CABLE (FPC)

n : NO. OF CONDUCTORS



PT. NO.	DESCRIPTION	MATERIAL	THICKNESS (μm)
1	BASE FILM	POLYIMIDE OR POLYESTER OR EQUIVALENT	25
2	CONDUCTOR	COPPER FOIL(PLATING : SOLDER 1μm MIN.)	35
3	OVERLAY	POLYIMIDE OR POLYESTER OR EQUIVALENT	—
4	SUPPORTING TAPE	POLYESTER OR POLYIMIDE OR EQUIVALENT	188

NOTES

1. NO BURR AT EACH PORTION.
2. NO PEELING IN COMMON USE.
3. TOTAL THICKNESS LIMIT OF EACH MATERIAL (INCLUDING ADHESIVE AGENT) IS SPECIFIED.

mat'l. code				surface 58 / tolerance ISO 406 ISO 1101		projection		product family 58SF		CODE JP	
ltr ecn no dr date				tolerances unless otherwise specified		mm		title			
AA J04-0333 H.T Oct.13,'04				angles linear		mm		RECOMMENDED CABLE			
AB J06-0430 H.T 10/19/06						scale X		(CAT.No.SFW__S-2ST__)			
				dr 10/19/06		FCI		dwg no sheet 1 of 1 size			
				enr 10/19/06				JSA 93340		A4	
				chr 10/19/06				type Product Customer Drawing			
				appd 10/20/06							
sheet index		revision sheet		AB 1						Rev AB	

RECOMMENDED CABLE (FFC)

n : NO. OF CONDUCTORS



PT. NO.	DESCRIPTION	MATERIAL	NOTE
1	INSULATOR	FLAME RESISTING POLYESTER OR EQUIVALENT	_____
2	CONDUCTOR	COPPER FOIL	PLATING: TIN OR SOLDER 1µm MIN.
3	SUPPORTING TAPE	FLAME RESISTING POLYESTER OR EQUIVALENT	_____

NOTES

1. NO BURR AT EACH PORTION.
2. NO PEELING IN COMMON USE.

mat'l. code				surface 5B / tolerance ISO 406 ISO 1101		projection		product family 58SF		CODE JP	
ltr ecn no dr date				tolerances unless otherwise specified		mm		title			
AA J04-0333 H.T. 06.13.04				angles linear		mm		RECOMMENDED CABLE (CAT.No.SFW__S-2ST__)			
AB J06-0430 H.T. 10/19/06						scale X		dwg no sheet 1 of 1 size			
				dr 10/19/06		FCJ		JSA 93341 A4			
				enr 10/19/06				type Product Customer Drawing			
				chr R. Showe 10/19/06							
				appd P. Madan 10/20/06							
sheet index		revision AB								Rev. AB	
		sheet 1									

Компания «Life Electronics» занимается поставками электронных компонентов импортного и отечественного производства от производителей и со складов крупных дистрибьюторов Европы, Америки и Азии.

С конца 2013 года компания активно расширяет линейку поставок компонентов по направлению коаксиальный кабель, кварцевые генераторы и конденсаторы (керамические, пленочные, электролитические), за счёт заключения дистрибьюторских договоров

Мы предлагаем:

- Конкурентоспособные цены и скидки постоянным клиентам.
- Специальные условия для постоянных клиентов.
- Подбор аналогов.
- Поставку компонентов в любых объемах, удовлетворяющих вашим потребностям.
- Приемлемые сроки поставки, возможна ускоренная поставка.
- Доставку товара в любую точку России и стран СНГ.
- Комплексную поставку.
- Работу по проектам и поставку образцов.
- Формирование склада под заказчика.
- Сертификаты соответствия на поставляемую продукцию (по желанию клиента).
- Тестирование поставляемой продукции.
- Поставку компонентов, требующих военную и космическую приемку.
- Входной контроль качества.
- Наличие сертификата ISO.

В составе нашей компании организован Конструкторский отдел, призванный помогать разработчикам, и инженерам.

Конструкторский отдел помогает осуществить:

- Регистрацию проекта у производителя компонентов.
- Техническую поддержку проекта.
- Защиту от снятия компонента с производства.
- Оценку стоимости проекта по компонентам.
- Изготовление тестовой платы монтаж и пусконаладочные работы.



Тел: +7 (812) 336 43 04 (многоканальный)
Email: org@lifeelectronics.ru