

SGV SERIES

UPGRADE

105°C Standard

- Load Life : 105°C 2000~5000 hours.
- AEC-Q200.
- High Temperature Reflow soldering is available. (JGV series)  
([http://www.rubycon.co.jp/catalog/j\\_pdfs/aluminum/j\\_JGV.pdf](http://www.rubycon.co.jp/catalog/j_pdfs/aluminum/j_JGV.pdf))



SPECIFICATIONS

Items	Characteristics																																						
Category Temperature Range	-55~+105°C	-40~+105°C	-25~+105°C																																				
Rated Voltage Range	6.3~50Vdc	63, 100Vdc	160~450Vdc																																				
Capacitance Tolerance	±20% (20°C, 120Hz)																																						
Leakage Current(MAX)	6.3~100Vdc		160~450Vdc																																				
	I=0.01CV or 3μA whichever is greater. (After 2 minutes application of rated voltage)		I=0.04CV+100μA (1minute) I=0.02CV+25μA (5minutes)																																				
	I=Leakage Current(μA)    C=Capacitance(μF)    V=Rated Voltage(Vdc)																																						
Dissipation Factor(MAX) (tanδ)	<table border="1"> <tr> <th>Rated Voltage (Vdc)</th> <th>6.3</th> <th>10</th> <th>16</th> <th>25</th> <th>35</th> <th>50</th> <th>63</th> <th>100</th> <th>160~250</th> <th>400</th> <th>450</th> </tr> <tr> <td>φ4,φ5,φ6.3×6.1</td> <td>0.30</td> <td>0.24</td> <td>0.20</td> <td>0.16</td> <td>0.14</td> <td>0.12</td> <td>-</td> <td>-</td> <td>-</td> <td>-</td> <td>-</td> </tr> <tr> <td>φ6.3×8,φ8~φ18</td> <td>0.35</td> <td>0.26</td> <td>0.24</td> <td>0.18</td> <td>0.14</td> <td>0.12</td> <td>0.12</td> <td>0.10</td> <td>0.15</td> <td>0.20</td> <td>-</td> </tr> </table>			Rated Voltage (Vdc)	6.3	10	16	25	35	50	63	100	160~250	400	450	φ4,φ5,φ6.3×6.1	0.30	0.24	0.20	0.16	0.14	0.12	-	-	-	-	-	φ6.3×8,φ8~φ18	0.35	0.26	0.24	0.18	0.14	0.12	0.12	0.10	0.15	0.20	-
	Rated Voltage (Vdc)	6.3	10	16	25	35	50	63	100	160~250	400	450																											
φ4,φ5,φ6.3×6.1	0.30	0.24	0.20	0.16	0.14	0.12	-	-	-	-	-																												
φ6.3×8,φ8~φ18	0.35	0.26	0.24	0.18	0.14	0.12	0.12	0.10	0.15	0.20	-																												
When rated capacitance is over 1000μF, tanδ shall be added 0.02 to the listed value with increase of every 1000μF.																																							
Endurance	After applying rated voltage with rated ripple current for specified time at 105°C, the capacitors shall meet the following requirements.																																						
	Capacitance Change	Within ±25% of the initial value.	Rated Voltage (Vdc)	Life Time (hrs)																																			
	Dissipation Factor	Not more than 200% of the specified value.	6.3~100	2000																																			
	Leakage Current	Not more than the specified value.	160~450	5000																																			
Low Temperature Stability Impedance Ratio(MAX)	<table border="1"> <tr> <th>Rated Voltage (Vdc)</th> <th>6.3</th> <th>10</th> <th>16</th> <th>25</th> <th>35</th> <th>50</th> <th>63</th> <th>100</th> <th>160~250</th> <th>400</th> <th>450</th> </tr> <tr> <td>Z(-25°C)/Z(20°C)</td> <td>4</td> <td>3</td> <td>2</td> <td>2</td> <td>2</td> <td>2</td> <td>2</td> <td>2</td> <td>3</td> <td>6</td> <td>-</td> </tr> <tr> <td>Z(-40°C)/Z(20°C)</td> <td>8</td> <td>8</td> <td>4</td> <td>4</td> <td>3</td> <td>3</td> <td>5</td> <td>5</td> <td>-</td> <td>-</td> <td>-</td> </tr> </table>			Rated Voltage (Vdc)	6.3	10	16	25	35	50	63	100	160~250	400	450	Z(-25°C)/Z(20°C)	4	3	2	2	2	2	2	2	3	6	-	Z(-40°C)/Z(20°C)	8	8	4	4	3	3	5	5	-	-	-
	Rated Voltage (Vdc)	6.3	10	16	25	35	50	63	100	160~250	400	450																											
Z(-25°C)/Z(20°C)	4	3	2	2	2	2	2	2	3	6	-																												
Z(-40°C)/Z(20°C)	8	8	4	4	3	3	5	5	-	-	-																												
	(120Hz)																																						

DIMENSIONS

(mm)

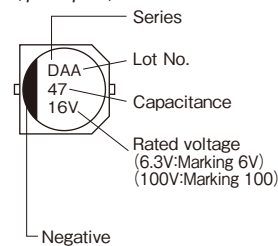
φD	L	A1	B1	C	W1	P	K	α
4	6.1	4.3	4.3	1.8	0.5~0.8	1.0	0.5 MAX	0
5	6.1	5.3	5.3	2.2	0.5~0.8	1.3	0.5 MAX	0
6.3	6.1	6.6	6.6	2.7	0.5~0.8	1.8	0.5 MAX	0
6.3	8	6.6	6.6	2.7	0.5~0.8	1.8	0.5 MAX	0
8	6.5	8.3	8.3	3.4	0.5~0.8	2.2	0.5 MAX	0
8	10.5	8.3	8.3	2.9	0.8~1.1	3.1	0.5 MAX	※1
10	10.5	10.3	10.3	3.2	0.8~1.1	4.5	0.5 MAX	※1
12.5	13.5	13	13	4.9	0.8~1.1	4.5	0.7±0.4	0.5
12.5	16	13	13	4.9	0.8~1.1	4.5	0.7±0.4	0.5
16	16.5	17	17	6	1.0~1.6	6.8	0.7±0.4	0.5
16	21.5	17	17	6	1.0~1.6	6.8	0.7±0.4	0.5
18	16.5	19	19	7	1.0~1.6	6.8	0.7±0.4	0.5
18	21.5	19	19	7	1.0~1.6	6.8	0.7±0.4	0.5

※1: α dimensions

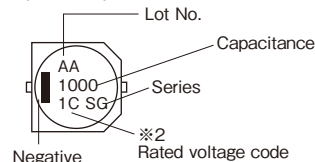
Rated Voltage	α
6.3~100	0
160~400	0.2

MARKING

〈φ4~φ10〉



〈φ12.5~φ18〉



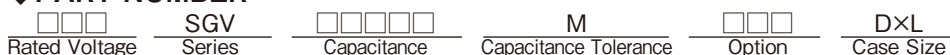
※2 Voltage code

Rated Voltage (Vdc)	6.3	10	16	25	35	50	63	100	160	200	250	400	450
Rated Voltage code	0J	1A	1C	1E	1V	1H	1J	2A	2C	2D	2E	2G	2W

MULTIPLIER FOR RIPPLE CURRENT

Frequency (Hz)	60(50)	120	500	1k	10k≦	
Coefficient	0.47~1μF	0.50	1.00	1.20	1.30	1.50
	2.2~6.8μF	0.65	1.00	1.20	1.30	1.50
	10~68μF	0.80	1.00	1.20	1.30	1.50
	100~1000μF	0.80	1.00	1.10	1.15	1.20
	2200~6800μF	0.80	1.00	1.05	1.10	1.15

PART NUMBER



**◆ STANDARD SIZE**

 Size  $\phi D \times L$ (mm), Rated Ripple Current (mA r.m.s./105°C, 120Hz)

Vdc	Cap ( $\mu$ F)	Size ( $\phi$ DXL)	Ripple	Vdc	Cap ( $\mu$ F)	Size ( $\phi$ DXL)	Ripple	Vdc	Cap ( $\mu$ F)	Size ( $\phi$ DXL)	Ripple	
6.3	22	4×6.1	26	35	4.7	4×6.1	15	160	12	8×10.5	115	
	33	4×6.1	29		10	5×6.1	28		22	10×10.5	150	
	47	5×6.1	46		22	6.3×6.1	55		39	12.5×13.5	250	
	100	6.3×6.1	71		33	6.3×8	76		47	12.5×16	310	
	220	6.3×8	121			8×6.5	84		68	16×16.5	400	
	470	8×10.5	210		100	8×10.5	180		100	18×16.5	480	
	1000	10×10.5	495			10×10.5	305		120	16×21.5	560	
		12.5×13.5			220	10×10.5	450		150	18×21.5	690	
	2200	12.5×16	750			12.5×13.5			330	12.5×16	460	
	10	3300	16×21.5		930	470	16×16.5		490	200	10	8×10.5
18×16.5			1000	16×21.5		750	15	10×10.5	130			
4700		18×21.5		1200	33		12.5×13.5	230				
6800		18×21.5	1350	18×16.5	470	42	12.5×16	270				
16	10	4×6.1	28	50	0.47	4×6.1	4	250	6.8	8×10.5	85	
	22	5×6.1	39		1	4×6.1	8		12	10×10.5	115	
	47	6.3×6.1	70		2.2	4×6.1	11		22	12.5×13.5	190	
	100	6.3×8	111		3.3	4×6.1	14		33	12.5×16	240	
	220	8×10.5	185		4.7	5×6.1	19		47	16×16.5	320	
	330	8×10.5	290		10	6.3×6.1	35		56	18×16.5	400	
		10×10.5	440			22	6.3×8		67	68	16×21.5	450
	470	8×10.5	320		8×6.5		70		100	18×21.5	560	
		10×10.5	460		33	8×10.5	140		400	2.7	8×10.5	45
	1000	16×16.5	630			47	8×10.5			167	4.7	10×10.5
2200	16×21.5	930	100	10×10.5	180		10	12.5×13.5		135		
	18×16.5			1000	8×10.5	230	12	12.5×16		165		
3300	18×21.5	1150	220		10×10.5	315	18	16×16.5		220		
	63			16×21.5	490	12.5×16	380	22		18×16.5	280	
100		18×16.5	550	330		16×16.5	470	33		16×21.5	320	
	25	18×21.5			590	470	18×16.5	820		47	18×21.5	400
33		6.3×6.1	65	63			22	8×10.5		55	450	6.8
47	6.3×8	79	33		8×10.5	115	100	8.2		12.5×16		150
	8×6.5	91			47	8×10.5		120	12	16×16.5		195
100	8×10.5	180	100			12.5×16		225	18	18×16.5		245
220	8×10.5	320			220	16×16.5		385	22	16×21.5		275
	10×10.5	355	330			16×21.5		490	27	18×21.5		345
330	10×10.5	450			470	18×16.5			590	100		10
	12.5×13.5		1000			10		8×10.5				65
470	10×10.5	490			22	10×10.5		135	33			10×10.5
1000	16×21.5	700	220		12.5×13.5	160		47	12.5×13.5			160
	18×16.5			2200	16×16.5	285		100	16×16.5		285	
2200	18×21.5	1050	100		16×21.5	440	450	16×21.5	275			
3300	18×21.5	1700		18×16.5	440			18×21.5	345			

# Mouser Electronics

Authorized Distributor

Click to View Pricing, Inventory, Delivery & Lifecycle Information:

## Rubycon:

[100SGV33M10X10.5](#) [100SGV47M12.5X13.5](#) [160SGV120M16X21.5](#) [10SGV330M8X10.5](#) [35SGV33M6.3X8](#)  
[400SGV2R7M8X10.5](#) [50SGV3R3M4X6.1](#) [6.3SGV1000M12.5X13.5](#) [200SGV15M10X10.5](#) [250SGV12M10X10.5](#)  
[250SGV33M12.5X16](#) [25SGV100M8X10.5](#) [35SGV1000M16X21.5](#) [35SGV22M6.3X6.1](#) [25SGV3300M18X21.5](#)  
[35SGV470M16X16.5](#) [35SGV4R7M4X6.1](#) [450SGV6R8M12.5X13.5](#) [63SGV220M16X16.5](#) [10SGV100M6.3X6.1](#)  
[100SGV22M10X10.5](#) [160SGV22M10X10.5](#) [16SGV330M10X10.5](#) [200SGV68M18X16.5](#) [25SGV220M10X10.5](#)  
[25SGV220M8X10.5](#) [63SGV22M8X10.5](#) [35SGV100M10X10.5](#) [35SGV10M5X6.1](#) [50SGV220M12.5X16](#)  
[50SGV22M8X6.5](#) [6.3SGV3300M16X21.5](#) [6.3SGV470M8X10.5](#) [63SGV330M16X21.5](#) [63SGV33M8X10.5](#)  
[6.3SGV6800M18X21.5](#) [6.3SGV47M5X6.1](#) [63SGV100M12.5X16](#) [50SGV0R47M4X6.1](#) [50SGV470M18X16.5](#)  
[50SGV47M10X10.5](#) [50SGV47M8X10.5](#) [50SGV4R7M5X6.1](#) [6.3SGV33M4X6.1](#) [25SGV2200M18X21.5](#)  
[160SGV150M18X21.5](#) [160SGV39M12.5X13.5](#) [400SGV47M18X21.5](#) [35SGV33M8X6.5](#) [400SGV4R7M10X10.5](#)  
[450SGV33M18X21.5](#) [50SGV1M4X6.1](#) [50SGV1000M18X21.5](#) [50SGV100M8X10.5](#) [50SGV330M16X16.5](#)  
[16SGV330M8X10.5](#) [50SGV2R2M4X6.1](#) [6.3SGV100M6.3X6.1](#) [63SGV330M18X16.5](#) [200SGV100M16X21.5](#)  
[250SGV6R8M8X10.5](#) [35SGV220M10X10.5](#) [6.3SGV4700M18X21.5](#) [63SGV470M18X21.5](#) [6.3SGV2200M12.5X16](#)  
[6.3SGV220M6.3X8](#) [6.3SGV22M4X6.1](#) [63SGV47M8X10.5](#) [16SGV470M8X10.5](#) [200SGV42M12.5X16](#)  
[25SGV33M6.3X6.1](#) [400SGV33M18X21.5](#) [450SGV18M18X16.5](#) [6.3SGV1000M10X10.5](#) [450SGV15M16X16.5](#)  
[35SGV1000M18X16.5](#) [35SGV100M8X10.5](#) [400SGV15M12.5X16](#) [450SGV10M12.5X16](#) [50SGV22M6.3X8](#)  
[400SGV27M18X16.5](#) [50SGV100M10X10.5](#) [50SGV10M6.3X6.1](#) [400SGV10M12.5X13.5](#) [400SGV22M16X16.5](#)  
[35SGV220M12.5X13.5](#) [50SGV33M8X10.5](#) [50SGV470M16X21.5](#) [400SGV33M16X21.5](#) [450SGV22M16X21.5](#)  
[6.3SGV3300M18X16.5](#) [35SGV330M12.5X16](#) [25SGV470M10X10.5](#) [200SGV33M12.5X13.5](#) [200SGV56M16X16.5](#)  
[250SGV22M12.5X13.5](#) [25SGV1000M18X16.5](#) [250SGV100M18X21.5](#) [25SGV47M8X6.5](#) [16SGV1000M16X16.5](#)

Компания «Life Electronics» занимается поставками электронных компонентов импортного и отечественного производства от производителей и со складов крупных дистрибьюторов Европы, Америки и Азии.

С конца 2013 года компания активно расширяет линейку поставок компонентов по направлению коаксиальный кабель, кварцевые генераторы и конденсаторы (керамические, пленочные, электролитические), за счёт заключения дистрибьюторских договоров

Мы предлагаем:

- Конкурентоспособные цены и скидки постоянным клиентам.
- Специальные условия для постоянных клиентов.
- Подбор аналогов.
- Поставку компонентов в любых объемах, удовлетворяющих вашим потребностям.
- Приемлемые сроки поставки, возможна ускоренная поставка.
- Доставку товара в любую точку России и стран СНГ.
- Комплексную поставку.
- Работу по проектам и поставку образцов.
- Формирование склада под заказчика.
- Сертификаты соответствия на поставляемую продукцию (по желанию клиента).
- Тестирование поставляемой продукции.
- Поставку компонентов, требующих военную и космическую приемку.
- Входной контроль качества.
- Наличие сертификата ISO.

В составе нашей компании организован Конструкторский отдел, призванный помогать разработчикам, и инженерам.

Конструкторский отдел помогает осуществить:

- Регистрацию проекта у производителя компонентов.
- Техническую поддержку проекта.
- Защиту от снятия компонента с производства.
- Оценку стоимости проекта по компонентам.
- Изготовление тестовой платы монтаж и пусконаладочные работы.



Тел: +7 (812) 336 43 04 (многоканальный)

Email: [org@lifeelectronics.ru](mailto:org@lifeelectronics.ru)