

SGV SERIES

UPGRADE

105°C Standard

- Load Life : 105°C 2000~5000 hours.
- AEC-Q200.
- High Temperature Reflow soldering is available. (JGV series)
(http://www.rubycon.co.jp/catalog/j_pdfs/aluminum/j_JGV.pdf)



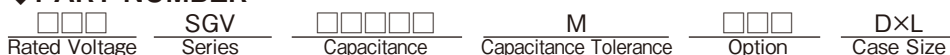
SPECIFICATIONS

Items	Characteristics																																						
Category Temperature Range	-55~+105°C	-40~+105°C	-25~+105°C																																				
Rated Voltage Range	6.3~50Vdc	63, 100Vdc	160~450Vdc																																				
Capacitance Tolerance	±20% (20°C, 120Hz)																																						
Leakage Current(MAX)	6.3~100Vdc		160~450Vdc																																				
	I=0.01CV or 3μA whichever is greater. (After 2 minutes application of rated voltage)		I=0.04CV+100μA (1minute) I=0.02CV+25μA (5minutes)																																				
	I=Leakage Current(μA) C=Capacitance(μF) V=Rated Voltage(Vdc)																																						
Dissipation Factor(MAX) (tanδ)	<table border="1"> <tr> <th>Rated Voltage (Vdc)</th> <th>6.3</th> <th>10</th> <th>16</th> <th>25</th> <th>35</th> <th>50</th> <th>63</th> <th>100</th> <th>160~250</th> <th>400</th> <th>450</th> </tr> <tr> <td>φ4,φ5,φ6.3×6.1</td> <td>0.30</td> <td>0.24</td> <td>0.20</td> <td>0.16</td> <td>0.14</td> <td>0.12</td> <td>-</td> <td>-</td> <td>-</td> <td>-</td> <td>-</td> </tr> <tr> <td>φ6.3×8,φ8~φ18</td> <td>0.35</td> <td>0.26</td> <td>0.24</td> <td>0.18</td> <td>0.14</td> <td>0.12</td> <td>0.12</td> <td>0.10</td> <td>0.15</td> <td>0.20</td> <td>-</td> </tr> </table>			Rated Voltage (Vdc)	6.3	10	16	25	35	50	63	100	160~250	400	450	φ4,φ5,φ6.3×6.1	0.30	0.24	0.20	0.16	0.14	0.12	-	-	-	-	-	φ6.3×8,φ8~φ18	0.35	0.26	0.24	0.18	0.14	0.12	0.12	0.10	0.15	0.20	-
	Rated Voltage (Vdc)	6.3	10	16	25	35	50	63	100	160~250	400	450																											
φ4,φ5,φ6.3×6.1	0.30	0.24	0.20	0.16	0.14	0.12	-	-	-	-	-																												
φ6.3×8,φ8~φ18	0.35	0.26	0.24	0.18	0.14	0.12	0.12	0.10	0.15	0.20	-																												
When rated capacitance is over 1000μF, tanδ shall be added 0.02 to the listed value with increase of every 1000μF.																																							
Endurance	After applying rated voltage with rated ripple current for specified time at 105°C, the capacitors shall meet the following requirements.																																						
	Capacitance Change	Within ±25% of the initial value.	Rated Voltage (Vdc)	Life Time (hrs)																																			
	Dissipation Factor	Not more than 200% of the specified value.	6.3~100	2000																																			
	Leakage Current	Not more than the specified value.	160~450	5000																																			
Low Temperature Stability Impedance Ratio(MAX)	<table border="1"> <tr> <th>Rated Voltage (Vdc)</th> <th>6.3</th> <th>10</th> <th>16</th> <th>25</th> <th>35</th> <th>50</th> <th>63</th> <th>100</th> <th>160~250</th> <th>400</th> <th>450</th> </tr> <tr> <td>Z(-25°C)/Z(20°C)</td> <td>4</td> <td>3</td> <td>2</td> <td>2</td> <td>2</td> <td>2</td> <td>2</td> <td>2</td> <td>3</td> <td>6</td> <td>-</td> </tr> <tr> <td>Z(-40°C)/Z(20°C)</td> <td>8</td> <td>8</td> <td>4</td> <td>4</td> <td>3</td> <td>3</td> <td>5</td> <td>5</td> <td>-</td> <td>-</td> <td>-</td> </tr> </table>			Rated Voltage (Vdc)	6.3	10	16	25	35	50	63	100	160~250	400	450	Z(-25°C)/Z(20°C)	4	3	2	2	2	2	2	2	3	6	-	Z(-40°C)/Z(20°C)	8	8	4	4	3	3	5	5	-	-	-
	Rated Voltage (Vdc)	6.3	10	16	25	35	50	63	100	160~250	400	450																											
Z(-25°C)/Z(20°C)	4	3	2	2	2	2	2	2	3	6	-																												
Z(-40°C)/Z(20°C)	8	8	4	4	3	3	5	5	-	-	-																												
	(120Hz)																																						

MULTIPLIER FOR RIPPLE CURRENT

Frequency (Hz)	60(50)	120	500	1k	10k≦	
Coefficient	0.47~1μF	0.50	1.00	1.20	1.30	1.50
	2.2~6.8μF	0.65	1.00	1.20	1.30	1.50
	10~68μF	0.80	1.00	1.20	1.30	1.50
	100~1000μF	0.80	1.00	1.10	1.15	1.20
	2200~6800μF	0.80	1.00	1.05	1.10	1.15

PART NUMBER



DIMENSIONS

(mm)

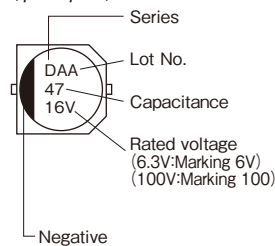
φD	L	A1	B1	C	W1	P	K	α
4	6.1	4.3	4.3	1.8	0.5~0.8	1.0	0.5 MAX	0
5	6.1	5.3	5.3	2.2	0.5~0.8	1.3	0.5 MAX	0
6.3	6.1	6.6	6.6	2.7	0.5~0.8	1.8	0.5 MAX	0
6.3	8	6.6	6.6	2.7	0.5~0.8	1.8	0.5 MAX	0
8	6.5	8.3	8.3	3.4	0.5~0.8	2.2	0.5 MAX	0
8	10.5	8.3	8.3	2.9	0.8~1.1	3.1	0.5 MAX	※1
10	10.5	10.3	10.3	3.2	0.8~1.1	4.5	0.5 MAX	※1
12.5	13.5	13	13	4.9	0.8~1.1	4.5	0.7±0.4	0.5
12.5	16	13	13	4.9	0.8~1.1	4.5	0.7±0.4	0.5
16	16.5	17	17	6	1.0~1.6	6.8	0.7±0.4	0.5
16	21.5	17	17	6	1.0~1.6	6.8	0.7±0.4	0.5
18	16.5	19	19	7	1.0~1.6	6.8	0.7±0.4	0.5
18	21.5	19	19	7	1.0~1.6	6.8	0.7±0.4	0.5

※1: α dimensions

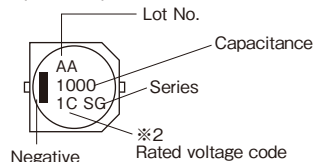
Rated Voltage	α
6.3~100	0
160~400	0.2

MARKING

〈φ4~φ10〉



〈φ12.5~φ18〉



※2 Voltage code

Rated Voltage (Vdc)	6.3	10	16	25	35	50	63	100	160	200	250	400	450
Rated Voltage code	0J	1A	1C	1E	1V	1H	1J	2A	2C	2D	2E	2G	2W

◆ STANDARD SIZE

 Size $\phi D \times L$ (mm), Rated Ripple Current (mA r.m.s./105°C, 120Hz)

Vdc	Cap (μ F)	Size (ϕ DXL)	Ripple	Vdc	Cap (μ F)	Size (ϕ DXL)	Ripple	Vdc	Cap (μ F)	Size (ϕ DXL)	Ripple		
6.3	22	4×6.1	26	35	4.7	4×6.1	15	160	12	8×10.5	115		
	33	4×6.1	29		10	5×6.1	28		22	10×10.5	150		
	47	5×6.1	46		22	6.3×6.1	55		39	12.5×13.5	250		
	100	6.3×6.1	71		33	6.3×8	76		47	12.5×16	310		
	220	6.3×8	121			8×6.5	84		68	16×16.5	400		
	470	8×10.5	210		100	8×10.5	180		100	18×16.5	480		
	1000	10×10.5	495			10×10.5	305		120	16×21.5	560		
		12.5×13.5			220	10×10.5	450		150	18×21.5	690		
	2200	12.5×16	750			12.5×13.5			330	12.5×16	460		
	10	3300	16×21.5		930	470	16×16.5		490	200	10	8×10.5	100
18×16.5			1000	16×21.5		750	15	10×10.5	130				
4700		18×21.5		1200	33		12.5×13.5	230					
6800		18×21.5	1350	18×16.5	1000	42	12.5×16	270					
16	33	5×6.1	43	50	0.47	4×6.1	4	250	6.8	8×10.5	85		
	100	6.3×6.1	71		1	4×6.1	8		12	10×10.5	115		
	330	8×10.5	195		2.2	4×6.1	11		22	12.5×13.5	190		
	470	8×10.5	210		3.3	4×6.1	14		33	12.5×16	240		
		10×10.5	440		4.7	5×6.1	19		47	16×16.5	320		
	1000	12.5×16	500		10	6.3×6.1	35		56	18×16.5	400		
	2200	16×16.5	810		22	6.3×8	67		68	18×16.5	440		
	3300	16×21.5	1000			8×6.5	70		100	16×21.5	500		
		18×16.5			33	8×10.5	140		120	18×21.5	620		
	4700	18×21.5	1200			47	8×10.5		167	400	6.8	8×10.5	45
25	10	4×6.1	28	47	10×10.5	180	4.7	10×10.5	75				
	22	5×6.1	39		100	8×10.5	230	10	12.5×13.5		135		
	47	6.3×6.1	70	100	10×10.5	315	12	12.5×16	165				
	100	6.3×8	111		220	12.5×16	380	18	16×16.5		220		
	220	8×10.5	185	330	16×16.5	470	22	18×16.5	280				
	330	8×10.5	290	470	16×21.5	550	33	16×21.5	320				
		10×10.5	440		1000		18×21.5	820	47		18×21.5	400	
	470	8×10.5	320	63	22	8×10.5	55	450	6.8		12.5×13.5	110	
		10×10.5	460		33	8×10.5	115		8.2		12.5×16	150	
	1000	16×16.5	630		47	8×10.5	120		12	16×16.5	195		
2200	16×21.5	930	100		12.5×16	225	18		18×16.5	245			
	18×16.5		330		220	16×16.5	385		22	16×21.5	275		
3300	18×21.5	1150			470	18×21.5	590		27	18×21.5	345		
35	33	6.3×6.1	65		100	10	8×10.5		65	450	6.8	12.5×13.5	110
	47	6.3×8	79			22	10×10.5		90		8.2	12.5×16	150
		8×6.5	91			33	10×10.5		135		12	16×16.5	195
	100	8×10.5	180			47	12.5×13.5		160		18	18×16.5	245
	220	8×10.5	320	100		100	16×16.5	285	22		16×21.5	275	
		10×10.5	355			220	16×21.5	440	27		18×21.5	345	
	330	10×10.5	450	220		18×16.5	440		450		6.8	12.5×13.5	110
		12.5×13.5				1000		18×16.5			700	8.2	12.5×16
	470	10×10.5	490	330			16×21.5	490				12	16×16.5
	1000	16×21.5	700	470		18×16.5	590	18			18×16.5	245	
18×16.5		1000			10	8×10.5	65	22		16×21.5	275		
2200	18×21.5		1050	220	22	10×10.5	90	27		18×21.5	345		
	3300	18×21.5			1700	33	10×10.5	135					

Mouser Electronics

Authorized Distributor

Click to View Pricing, Inventory, Delivery & Lifecycle Information:

Rubycon:

[100SGV33M10X10.5](#) [100SGV47M12.5X13.5](#) [160SGV120M16X21.5](#) [10SGV330M8X10.5](#) [35SGV33M6.3X8](#)
[400SGV2R7M8X10.5](#) [50SGV3R3M4X6.1](#) [6.3SGV1000M12.5X13.5](#) [200SGV15M10X10.5](#) [250SGV12M10X10.5](#)
[250SGV33M12.5X16](#) [25SGV100M8X10.5](#) [35SGV1000M16X21.5](#) [35SGV22M6.3X6.1](#) [25SGV3300M18X21.5](#)
[35SGV470M16X16.5](#) [35SGV4R7M4X6.1](#) [450SGV6R8M12.5X13.5](#) [63SGV220M16X16.5](#) [10SGV100M6.3X6.1](#)
[100SGV22M10X10.5](#) [160SGV22M10X10.5](#) [16SGV330M10X10.5](#) [200SGV68M18X16.5](#) [25SGV220M10X10.5](#)
[25SGV220M8X10.5](#) [63SGV22M8X10.5](#) [35SGV100M10X10.5](#) [35SGV10M5X6.1](#) [50SGV220M12.5X16](#)
[50SGV22M8X6.5](#) [6.3SGV3300M16X21.5](#) [6.3SGV470M8X10.5](#) [63SGV330M16X21.5](#) [63SGV33M8X10.5](#)
[6.3SGV6800M18X21.5](#) [6.3SGV47M5X6.1](#) [63SGV100M12.5X16](#) [50SGV0R47M4X6.1](#) [50SGV470M18X16.5](#)
[50SGV47M10X10.5](#) [50SGV47M8X10.5](#) [50SGV4R7M5X6.1](#) [6.3SGV33M4X6.1](#) [25SGV2200M18X21.5](#)
[160SGV150M18X21.5](#) [160SGV39M12.5X13.5](#) [400SGV47M18X21.5](#) [35SGV33M8X6.5](#) [400SGV4R7M10X10.5](#)
[450SGV33M18X21.5](#) [50SGV1M4X6.1](#) [50SGV1000M18X21.5](#) [50SGV100M8X10.5](#) [50SGV330M16X16.5](#)
[16SGV330M8X10.5](#) [50SGV2R2M4X6.1](#) [6.3SGV100M6.3X6.1](#) [63SGV330M18X16.5](#) [200SGV100M16X21.5](#)
[250SGV6R8M8X10.5](#) [35SGV220M10X10.5](#) [6.3SGV4700M18X21.5](#) [63SGV470M18X21.5](#) [6.3SGV2200M12.5X16](#)
[6.3SGV220M6.3X8](#) [6.3SGV22M4X6.1](#) [63SGV47M8X10.5](#) [16SGV470M8X10.5](#) [200SGV42M12.5X16](#)
[25SGV33M6.3X6.1](#) [400SGV33M18X21.5](#) [450SGV18M18X16.5](#) [6.3SGV1000M10X10.5](#) [450SGV15M16X16.5](#)
[35SGV1000M18X16.5](#) [35SGV100M8X10.5](#) [400SGV15M12.5X16](#) [450SGV10M12.5X16](#) [50SGV22M6.3X8](#)
[400SGV27M18X16.5](#) [50SGV100M10X10.5](#) [50SGV10M6.3X6.1](#) [400SGV10M12.5X13.5](#) [400SGV22M16X16.5](#)
[35SGV220M12.5X13.5](#) [50SGV33M8X10.5](#) [50SGV470M16X21.5](#) [400SGV33M16X21.5](#) [450SGV22M16X21.5](#)
[6.3SGV3300M18X16.5](#) [35SGV330M12.5X16](#) [25SGV470M10X10.5](#) [200SGV33M12.5X13.5](#) [200SGV56M16X16.5](#)
[250SGV22M12.5X13.5](#) [25SGV1000M18X16.5](#) [250SGV100M18X21.5](#) [25SGV47M8X6.5](#) [16SGV1000M16X16.5](#)

Компания «Life Electronics» занимается поставками электронных компонентов импортного и отечественного производства от производителей и со складов крупных дистрибьюторов Европы, Америки и Азии.

С конца 2013 года компания активно расширяет линейку поставок компонентов по направлению коаксиальный кабель, кварцевые генераторы и конденсаторы (керамические, пленочные, электролитические), за счёт заключения дистрибьюторских договоров

Мы предлагаем:

- Конкурентоспособные цены и скидки постоянным клиентам.
- Специальные условия для постоянных клиентов.
- Подбор аналогов.
- Поставку компонентов в любых объемах, удовлетворяющих вашим потребностям.
- Приемлемые сроки поставки, возможна ускоренная поставка.
- Доставку товара в любую точку России и стран СНГ.
- Комплексную поставку.
- Работу по проектам и поставку образцов.
- Формирование склада под заказчика.
- Сертификаты соответствия на поставляемую продукцию (по желанию клиента).
- Тестирование поставляемой продукции.
- Поставку компонентов, требующих военную и космическую приемку.
- Входной контроль качества.
- Наличие сертификата ISO.

В составе нашей компании организован Конструкторский отдел, призванный помогать разработчикам, и инженерам.

Конструкторский отдел помогает осуществить:

- Регистрацию проекта у производителя компонентов.
- Техническую поддержку проекта.
- Защиту от снятия компонента с производства.
- Оценку стоимости проекта по компонентам.
- Изготовление тестовой платы монтаж и пусконаладочные работы.



Тел: +7 (812) 336 43 04 (многоканальный)
Email: org@lifeelectronics.ru