

SGV SERIES

UPGRADE

105°C Standard

- Load Life : 105°C 2000~5000 hours.
- AEC-Q200.
- High Temperature Reflow soldering is available. (JGV series)
(http://www.rubycon.co.jp/catalog/j_pdfs/aluminum/j_JGV.pdf)



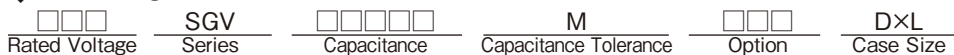
SPECIFICATIONS

Items	Characteristics																																						
Category Temperature Range	-55~+105°C	-40~+105°C	-25~+105°C																																				
Rated Voltage Range	6.3~50Vdc	63, 100Vdc	160~450Vdc																																				
Capacitance Tolerance	±20% (20°C, 120Hz)																																						
Leakage Current(MAX)	6.3~100Vdc		160~450Vdc																																				
	I=0.01CV or 3μA whichever is greater. (After 2 minutes application of rated voltage)		I=0.04CV+100μA (1minute) I=0.02CV+25μA (5minutes)																																				
	I=Leakage Current(μA) C=Capacitance(μF) V=Rated Voltage(Vdc)																																						
Dissipation Factor(MAX) (tanδ)	<table border="1"> <tr> <th>Rated Voltage (Vdc)</th> <th>6.3</th> <th>10</th> <th>16</th> <th>25</th> <th>35</th> <th>50</th> <th>63</th> <th>100</th> <th>160~250</th> <th>400</th> <th>450</th> </tr> <tr> <td>φ4,φ5,φ6.3×6.1</td> <td>0.30</td> <td>0.24</td> <td>0.20</td> <td>0.16</td> <td>0.14</td> <td>0.12</td> <td>-</td> <td>-</td> <td>-</td> <td>-</td> <td>-</td> </tr> <tr> <td>φ6.3×8,φ8~φ18</td> <td>0.35</td> <td>0.26</td> <td>0.24</td> <td>0.18</td> <td>0.14</td> <td>0.12</td> <td>0.12</td> <td>0.10</td> <td>0.15</td> <td>0.20</td> <td>-</td> </tr> </table>			Rated Voltage (Vdc)	6.3	10	16	25	35	50	63	100	160~250	400	450	φ4,φ5,φ6.3×6.1	0.30	0.24	0.20	0.16	0.14	0.12	-	-	-	-	-	φ6.3×8,φ8~φ18	0.35	0.26	0.24	0.18	0.14	0.12	0.12	0.10	0.15	0.20	-
	Rated Voltage (Vdc)	6.3	10	16	25	35	50	63	100	160~250	400	450																											
φ4,φ5,φ6.3×6.1	0.30	0.24	0.20	0.16	0.14	0.12	-	-	-	-	-																												
φ6.3×8,φ8~φ18	0.35	0.26	0.24	0.18	0.14	0.12	0.12	0.10	0.15	0.20	-																												
When rated capacitance is over 1000μF, tanδ shall be added 0.02 to the listed value with increase of every 1000μF.																																							
Endurance	After applying rated voltage with rated ripple current for specified time at 105°C, the capacitors shall meet the following requirements.																																						
	Capacitance Change	Within ±25% of the initial value.	Rated Voltage (Vdc) Life Time (hrs)																																				
	Dissipation Factor	Not more than 200% of the specified value.	6.3~100 2000																																				
	Leakage Current	Not more than the specified value.	160~450 5000																																				
Low Temperature Stability Impedance Ratio(MAX)	<table border="1"> <tr> <th>Rated Voltage (Vdc)</th> <th>6.3</th> <th>10</th> <th>16</th> <th>25</th> <th>35</th> <th>50</th> <th>63</th> <th>100</th> <th>160~250</th> <th>400</th> <th>450</th> </tr> <tr> <td>Z(-25°C)/Z(20°C)</td> <td>4</td> <td>3</td> <td>2</td> <td>2</td> <td>2</td> <td>2</td> <td>2</td> <td>2</td> <td>3</td> <td>6</td> <td>-</td> </tr> <tr> <td>Z(-40°C)/Z(20°C)</td> <td>8</td> <td>8</td> <td>4</td> <td>4</td> <td>3</td> <td>3</td> <td>5</td> <td>5</td> <td>-</td> <td>-</td> <td>-</td> </tr> </table>			Rated Voltage (Vdc)	6.3	10	16	25	35	50	63	100	160~250	400	450	Z(-25°C)/Z(20°C)	4	3	2	2	2	2	2	2	3	6	-	Z(-40°C)/Z(20°C)	8	8	4	4	3	3	5	5	-	-	-
	Rated Voltage (Vdc)	6.3	10	16	25	35	50	63	100	160~250	400	450																											
Z(-25°C)/Z(20°C)	4	3	2	2	2	2	2	2	3	6	-																												
Z(-40°C)/Z(20°C)	8	8	4	4	3	3	5	5	-	-	-																												
	(120Hz)																																						

MULTIPLIER FOR RIPPLE CURRENT

Frequency (Hz)	60(50)	120	500	1k	10k≦	
Coefficient	0.47~1μF	0.50	1.00	1.20	1.30	1.50
	2.2~6.8μF	0.65	1.00	1.20	1.30	1.50
	10~68μF	0.80	1.00	1.20	1.30	1.50
	100~1000μF	0.80	1.00	1.10	1.15	1.20
	2200~6800μF	0.80	1.00	1.05	1.10	1.15

PART NUMBER



DIMENSIONS

(mm)

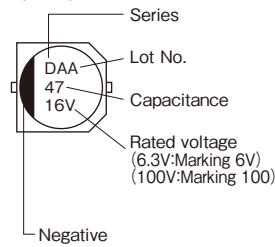
φD	L	A1	B1	C	W1	P	K	α
4	6.1	4.3	4.3	1.8	0.5~0.8	1.0	0.5 MAX	0
5	6.1	5.3	5.3	2.2	0.5~0.8	1.3	0.5 MAX	0
6.3	6.1	6.6	6.6	2.7	0.5~0.8	1.8	0.5 MAX	0
6.3	8	6.6	6.6	2.7	0.5~0.8	1.8	0.5 MAX	0
8	6.5	8.3	8.3	3.4	0.5~0.8	2.2	0.5 MAX	0
8	10.5	8.3	8.3	2.9	0.8~1.1	3.1	0.5 MAX	※1
10	10.5	10.3	10.3	3.2	0.8~1.1	4.5	0.5 MAX	※1
12.5	13.5	13	13	4.9	0.8~1.1	4.5	0.7±0.4	0.5
12.5	16	13	13	4.9	0.8~1.1	4.5	0.7±0.4	0.5
16	16.5	17	17	6	1.0~1.6	6.8	0.7±0.4	0.5
16	21.5	17	17	6	1.0~1.6	6.8	0.7±0.4	0.5
18	16.5	19	19	7	1.0~1.6	6.8	0.7±0.4	0.5
18	21.5	19	19	7	1.0~1.6	6.8	0.7±0.4	0.5

※1: α dimensions

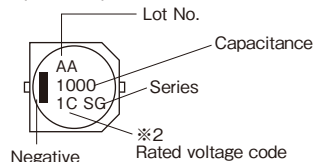
Rated Voltage	α
6.3~100	0
160~400	0.2

MARKING

〈φ4~φ10〉



〈φ12.5~φ18〉



※2 Voltage code

Rated Voltage (Vdc)	6.3	10	16	25	35	50	63	100	160	200	250	400	450
Rated Voltage code	0J	1A	1C	1E	1V	1H	1J	2A	2C	2D	2E	2G	2W

◆ STANDARD SIZE

 Size $\phi D \times L$ (mm), Rated Ripple Current (mA r.m.s./105°C, 120Hz)

Vdc	Cap (μF)	Size ($\phi D \times L$)	Ripple	Vdc	Cap (μF)	Size ($\phi D \times L$)	Ripple	Vdc	Cap (μF)	Size ($\phi D \times L$)	Ripple	
6.3	22	4×6.1	26	35	4.7	4×6.1	15	160	12	8×10.5	115	
	33	4×6.1	29		10	5×6.1	28		22	10×10.5	150	
	47	5×6.1	46		22	6.3×6.1	55		39	12.5×13.5	250	
	100	6.3×6.1	71		33	6.3×8	76		47	12.5×16	310	
	220	6.3×8	121			8×6.5	84		68	16×16.5	400	
	470	8×10.5	210		100	8×10.5	180		100	18×16.5	480	
	1000	10×10.5	495			10×10.5	305		120	16×21.5	560	
		12.5×13.5			220	10×10.5	450		150	18×21.5	690	
	2200	12.5×16	750			12.5×13.5			330	12.5×16	460	
	3300	16×21.5	930		470	16×16.5	490		200	10	8×10.5	100
18×16.5		1000		16×21.5	750	15	10×10.5	130				
4700	18×21.5		1200	18×16.5		4700	33	12.5×13.5	230			
6800	18×21.5	1350	18×16.5	6800	18×21.5	500	42	12.5×16	270			
10	33	5×6.1	43	50	0.47	4×6.1	4	56	16×16.5	350		
	100	6.3×6.1	71		1	4×6.1	8	68	18×16.5	440		
	330	8×10.5	195		2.2	4×6.1	11	100	16×21.5	500		
	470	8×10.5	210		3.3	4×6.1	14	120	18×21.5	620		
		10×10.5	440		4.7	5×6.1	19	250	6.8	8×10.5	85	
	1000	12.5×16	500		10	6.3×6.1	35		12	10×10.5	115	
	2200	16×16.5	810		22	6.3×8	67	22	12.5×13.5	190		
	3300	16×21.5	1000			8×6.5	70	33	12.5×16	240		
18×16.5		33		8×10.5	140	47	16×16.5	320				
16	4700	18×21.5	1200	47	8×10.5	167	56	18×16.5	400			
	10	4×6.1	28		10×10.5	180	68	16×21.5	450			
		22	5×6.1	39	100	8×10.5	230	100	18×21.5	560		
	47	6.3×6.1	70	10×10.5		315	400	2.7	8×10.5	45		
	100	6.3×8	111	220	12.5×16	380		4.7	10×10.5	75		
	220	8×10.5	185	330	16×16.5	470	10	12.5×13.5	135			
	330	8×10.5	290	470	16×21.5	550	12	12.5×16	165			
		10×10.5	440		18×16.5		220	18	16×16.5	220		
	470	8×10.5	320	1000	18×21.5	820	22	18×16.5	280			
		10×10.5	460		63	22	8×10.5	55	33	16×21.5	320	
1000	16×16.5	630	33	8×10.5		115	450	6.8	12.5×13.5	110		
2200	16×21.5	930	47	8×10.5	120	8.2		12.5×16	150			
	18×16.5		100	12.5×16	225	12	16×16.5	195				
3300	18×21.5	1150	220	16×16.5	385	18	18×16.5	245				
25	33	6.3×6.1	65	330	16×21.5	490	22	16×21.5	275			
	47	6.3×8	79		18×16.5		470	18×21.5	590	27	18×21.5	345
		8×6.5	91	100	10	8×10.5		65		160	10	10×10.5
	100	8×10.5	180		22	10×10.5	135	285	33		10×10.5	135
	220	8×10.5	320	47	12.5×13.5	160	220		16×16.5	440	47	12.5×13.5
		10×10.5	355		100			16×16.5	285		100	16×16.5
	330	10×10.5	450	220	16×21.5	440	450	18×16.5	440	450	18×16.5	245
		12.5×13.5			470			18×21.5			590	22
	470	10×10.5	490	10	8×10.5	65	1700	18×21.5	1700			
	1000	16×21.5	700	22	10×10.5	90		3300	18×21.5	1700		
18×16.5		2200		33	10×10.5	135	3300	18×21.5	1700			
2200	18×21.5	1050	47	12.5×13.5	160							
3300	18×21.5	1700	100	16×16.5	285							

Mouser Electronics

Authorized Distributor

Click to View Pricing, Inventory, Delivery & Lifecycle Information:

Rubycon:

[100SGV33M10X10.5](#) [100SGV47M12.5X13.5](#) [160SGV120M16X21.5](#) [10SGV330M8X10.5](#) [35SGV33M6.3X8](#)
[400SGV2R7M8X10.5](#) [50SGV3R3M4X6.1](#) [6.3SGV1000M12.5X13.5](#) [200SGV15M10X10.5](#) [250SGV12M10X10.5](#)
[250SGV33M12.5X16](#) [25SGV100M8X10.5](#) [35SGV1000M16X21.5](#) [35SGV22M6.3X6.1](#) [25SGV3300M18X21.5](#)
[35SGV470M16X16.5](#) [35SGV4R7M4X6.1](#) [450SGV6R8M12.5X13.5](#) [63SGV220M16X16.5](#) [10SGV100M6.3X6.1](#)
[100SGV22M10X10.5](#) [160SGV22M10X10.5](#) [16SGV330M10X10.5](#) [200SGV68M18X16.5](#) [25SGV220M10X10.5](#)
[25SGV220M8X10.5](#) [63SGV22M8X10.5](#) [35SGV100M10X10.5](#) [35SGV10M5X6.1](#) [50SGV220M12.5X16](#)
[50SGV22M8X6.5](#) [6.3SGV3300M16X21.5](#) [6.3SGV470M8X10.5](#) [63SGV330M16X21.5](#) [63SGV33M8X10.5](#)
[6.3SGV6800M18X21.5](#) [6.3SGV47M5X6.1](#) [63SGV100M12.5X16](#) [50SGV0R47M4X6.1](#) [50SGV470M18X16.5](#)
[50SGV47M10X10.5](#) [50SGV47M8X10.5](#) [50SGV4R7M5X6.1](#) [6.3SGV33M4X6.1](#) [25SGV2200M18X21.5](#)
[160SGV150M18X21.5](#) [160SGV39M12.5X13.5](#) [400SGV47M18X21.5](#) [35SGV33M8X6.5](#) [400SGV4R7M10X10.5](#)
[450SGV33M18X21.5](#) [50SGV1M4X6.1](#) [50SGV1000M18X21.5](#) [50SGV100M8X10.5](#) [50SGV330M16X16.5](#)
[16SGV330M8X10.5](#) [50SGV2R2M4X6.1](#) [6.3SGV100M6.3X6.1](#) [63SGV330M18X16.5](#) [200SGV100M16X21.5](#)
[250SGV6R8M8X10.5](#) [35SGV220M10X10.5](#) [6.3SGV4700M18X21.5](#) [63SGV470M18X21.5](#) [6.3SGV2200M12.5X16](#)
[6.3SGV220M6.3X8](#) [6.3SGV22M4X6.1](#) [63SGV47M8X10.5](#) [16SGV470M8X10.5](#) [200SGV42M12.5X16](#)
[25SGV33M6.3X6.1](#) [400SGV33M18X21.5](#) [450SGV18M18X16.5](#) [6.3SGV1000M10X10.5](#) [450SGV15M16X16.5](#)
[35SGV1000M18X16.5](#) [35SGV100M8X10.5](#) [400SGV15M12.5X16](#) [450SGV10M12.5X16](#) [50SGV22M6.3X8](#)
[400SGV27M18X16.5](#) [50SGV100M10X10.5](#) [50SGV10M6.3X6.1](#) [400SGV10M12.5X13.5](#) [400SGV22M16X16.5](#)
[35SGV220M12.5X13.5](#) [50SGV33M8X10.5](#) [50SGV470M16X21.5](#) [400SGV33M16X21.5](#) [450SGV22M16X21.5](#)
[6.3SGV3300M18X16.5](#) [35SGV330M12.5X16](#) [25SGV470M10X10.5](#) [200SGV33M12.5X13.5](#) [200SGV56M16X16.5](#)
[250SGV22M12.5X13.5](#) [25SGV1000M18X16.5](#) [250SGV100M18X21.5](#) [25SGV47M8X6.5](#) [16SGV1000M16X16.5](#)

Компания «Life Electronics» занимается поставками электронных компонентов импортного и отечественного производства от производителей и со складов крупных дистрибьюторов Европы, Америки и Азии.

С конца 2013 года компания активно расширяет линейку поставок компонентов по направлению коаксиальный кабель, кварцевые генераторы и конденсаторы (керамические, пленочные, электролитические), за счёт заключения дистрибьюторских договоров

Мы предлагаем:

- Конкуренспособные цены и скидки постоянным клиентам.
- Специальные условия для постоянных клиентов.
- Подбор аналогов.
- Поставку компонентов в любых объемах, удовлетворяющих вашим потребностям.
- Приемлемые сроки поставки, возможна ускоренная поставка.
- Доставку товара в любую точку России и стран СНГ.
- Комплексную поставку.
- Работу по проектам и поставку образцов.
- Формирование склада под заказчика.
- Сертификаты соответствия на поставляемую продукцию (по желанию клиента).
- Тестирование поставляемой продукции.
- Поставку компонентов, требующих военную и космическую приемку.
- Входной контроль качества.
- Наличие сертификата ISO.

В составе нашей компании организован Конструкторский отдел, призванный помогать разработчикам, и инженерам.

Конструкторский отдел помогает осуществить:

- Регистрацию проекта у производителя компонентов.
- Техническую поддержку проекта.
- Защиту от снятия компонента с производства.
- Оценку стоимости проекта по компонентам.
- Изготовление тестовой платы монтаж и пусконаладочные работы.



Тел: +7 (812) 336 43 04 (многоканальный)

Email: org@lifeelectronics.ru