

# Reflective Object Sensor

OPB700Z, OPB700ALZ

OPB701Z, OPB701ALZ



## Features:

- Low profile to facilitate stacking
- Low cost plastic housing
- Choice of phototransistor or photodarlington output
- #26 AWG lead wire in 4" (101 mm), or 18" (457 mm) lengths

## Description:

**OPB700** and **OPB700ALZ** sensors consist of an infrared emitting diode and a NPN silicon phototransistor, mounted side-by-side on converging optical axes in a black plastic housing.

**OPB701** and **OPB701ALZ** sensors consist of an infrared emitting diode and a NPN silicon photodarlington, mounted side-by-side on converging optical axes in a black plastic housing.

The interconnect wires for these devices are UL approved #26 AWG, with Teflon insulation, stripped and tinned. The **OPB700** and **OPB701** have 4" (101 mm) wire length while the **OPB700ALZ** and **OPB701ALZ** have 18" (457 mm) wire length.

Custom electrical, wire, cabling and connectors are available. Contact your local representative or OPTEK for more information.

## Applications:

- Non-contact reflective object sensor
- Assembly line automation
- Machine automation
- Machine safety
- End of travel sensor
- Door sensor

Ordering Information				
Part Number	LED Peak Wavelength	Sensor	Reflection Distance Inch (mm)	Lead Length / Spacing
OPB700Z	890 nm	Transistor	0.200" (5.08mm)	4" / 26 AWG Wire
OPB700ALZ				18" / 26 AWG Wire
OPB701Z		Darlington		4" / 26 AWG Wire
OPB701ALZ				18" / 26 AWG Wire



RoHS

### General Note

TT Electronics reserves the right to make changes in product specification without notice or liability. All information is subject to TT Electronics' own data and is considered accurate at time of going to print.

TT Electronics | OPTEK Technology  
1645 Wallace Drive, Carrollton, TX 75006 | Ph: +1 972 323 2200  
www.ttelectronics.com | sensors@ttelectronics.com

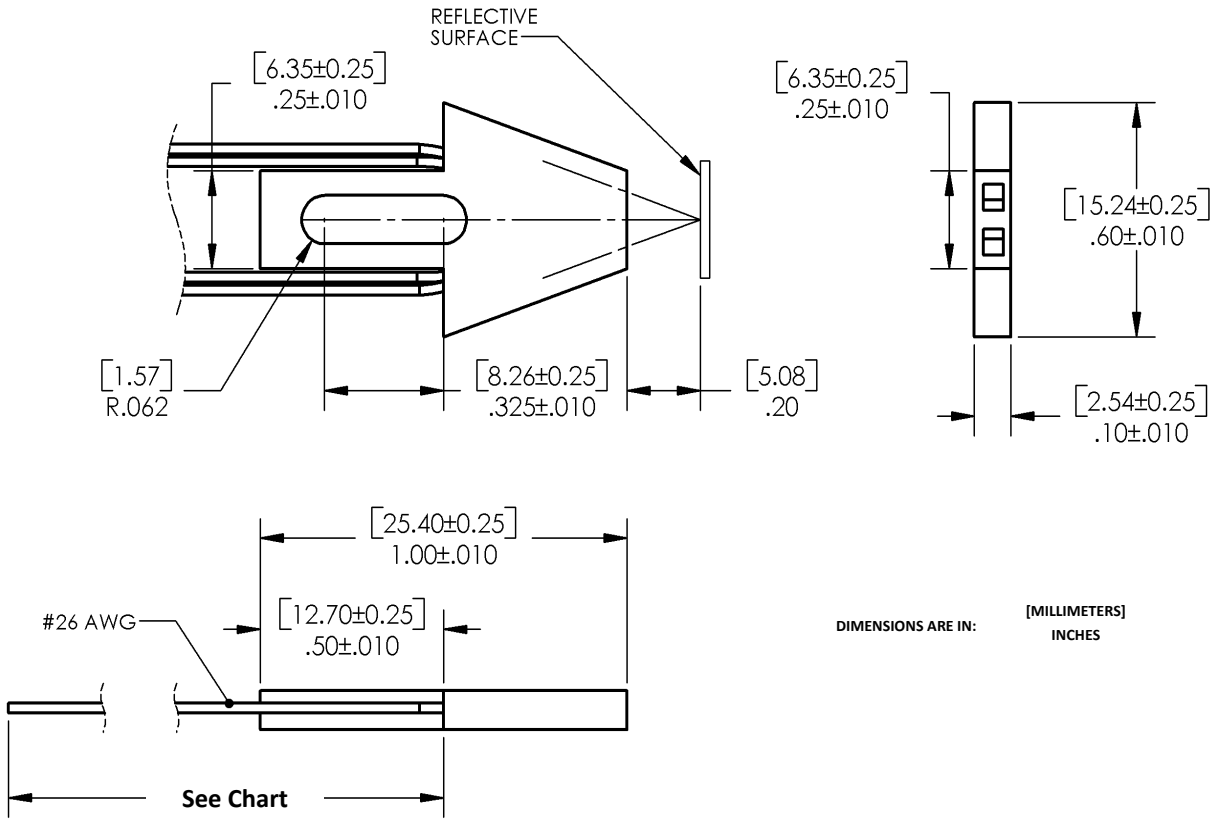
# Reflective Object Sensor

OPB700Z, OPB700ALZ

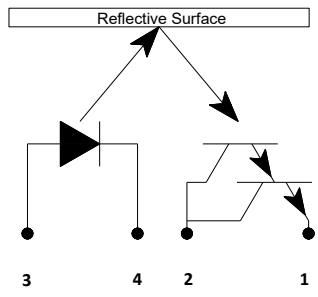
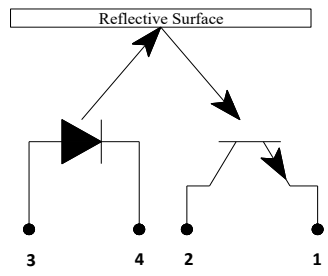
OPB701Z, OPB701ALZ



## OPB700Z, OPB701Z



DIMENSIONS ARE IN: [MILLIMETERS] INCHES



Part Number	Wire Length
OPB700Z	4" Min
OPB700ALZ	18" Min
OPB701Z	4" Min
OPB701ALZ	18" Min

OPB701			
Color/Pin #	LED	Color/Pin #	LED
Red-3	Anode	White-2	Collector
Black-4	Cathode	Green-1	Emitter

General Note  
 TT Electronics reserves the right to make changes in product specification without notice or liability. All information is subject to TT Electronics' own data and is considered accurate at time of going to print.

TT Electronics | OPTEK Technology  
 1645 Wallace Drive, Carrollton, TX 75006 | Ph: +1 972 323 2200  
[www.ttelectronics.com](http://www.ttelectronics.com) | [sensors@ttelectronics.com](mailto:sensors@ttelectronics.com)

# Reflective Object Sensor

OPB700Z, OPB700ALZ

OPB701Z, OPB701ALZ



## Electrical Specifications

Absolute Maximum Ratings ( $T_A = 25^\circ\text{C}$ unless otherwise noted)	
Storage Temperature Range	-40° C to + 125° C
Operating Temperature Range	-40° C to + 100° C
Lead Soldering Temperature	260° C
<b>Input Diode</b>	
Continuous Forward Current	100 mA
Reverse Voltage	2 V
Power Dissipation <sup>(1)</sup>	80 mW
<b>Output Phototransistor</b>	
Collector-Emitter Voltage OPB700Z, OPB700ALZ OPB701Z, OPB701ALZ	24 V 15 V
Emitter-Collector Voltage	5 V
Power Dissipation <sup>(1)</sup>	50 mW

Notes:

(1) Derate linearly 1.07 mW/°C above 25 ° C.

Electrical Characteristics ( $T_A = 25^\circ\text{C}$ unless otherwise noted)						
SYMBOL	PARAMETER	MIN	TYP	MAX	UNITS	TEST CONDITIONS
<b>Input Diode</b>						
$V_F$	Forward Voltage	-	-	1.7	V	$I_F = 50\text{ mA}$
$I_R$	Reverse Current	-	-	100	$\mu\text{A}$	$V_R = 2\text{ V}$
<b>Output Phototransistor</b>						
$V_{(BR)CEO}$	Collector-Emitter Breakdown Voltage	25	-	-	V	$I_C = 100\ \mu\text{A}$
	OPB700Z, OPB700ALZ OPB701Z, OPB701ALZ	15	-	-	V	$I_C = 100\ \mu\text{A}$
$V_{(BR)ECO}$	Emitter-Collector Breakdown Voltage	5	-	-	V	$I_E = 100\ \mu\text{A}$
$I_{CEO}$	Collector Dark Current	-	-	100	nA	$V_{CE} = 10\text{ V}, I_F = 0, E_E = \leq 0.1\ \mu\text{W}/\text{cm}^2$
	OPB700Z, OPB700ALZ OPB701Z, OPB701ALZ	-	-	250	nA	$V_{CE} = 10\text{ V}, I_F = 0, E_E = \leq 0.1\ \mu\text{W}/\text{cm}^2$

Notes:

(1) Measured using Eastman Kodak neutral white test card with 90% diffuse reflectance as a reflecting surface. Reference: Eastman Kodak, Catalog # E 152 7795.

### General Note

TT Electronics reserves the right to make changes in product specification without notice or liability. All information is subject to TT Electronics' own data and is considered accurate at time of going to print.

TT Electronics | OPTEK Technology  
1645 Wallace Drive, Carrollton, TX 75006 | Ph: +1 972 323 2200  
www.ttelectronics.com | sensors@ttelectronics.com

# Reflective Object Sensor

OPB700Z, OPB700ALZ

OPB701Z, OPB701ALZ



## Electrical Specifications

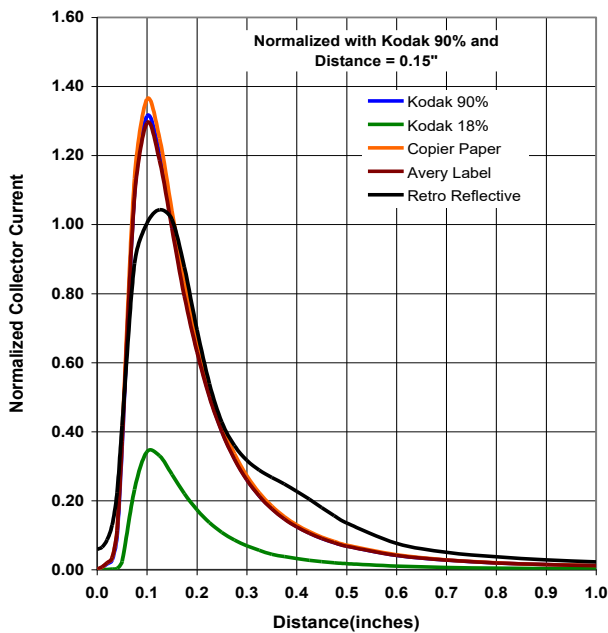
Electrical Characteristics ( $T_A = 25^\circ\text{C}$ unless otherwise noted)						
SYMBOL	PARAMETER	MIN	TYP	MAX	UNITS	TEST CONDITIONS
<b>Coupled Parameters OPB700Z, OPB700ALZ (Phototransistor)</b>						
$I_{C(ON)}$	Collector current	0.10	-	2.50	mA	$V_{CE} = 5.0\text{V}^{(1)}$ , $I_F = 40\text{mA}$
$V_{CE(SAT)}$	Saturation Voltage	-	-	0.40	V	$I_C = 10\mu\text{A}$ , $I_F = 40\text{mA}$
$I_{CX}$	Leakage Current	-	-	2.00	$\mu\text{A}$	$V_{CE} = 5.0\text{V}$ , $I_F = 40\text{mA}$ , NO Reflective Surface
<b>Coupled Parameters OPB701Z, OPB701ALZ (Photodarlington)</b>						
$I_{C(ON)}$	Collector current	2.50	-	43.00	mA	$V_{CE} = 5.0\text{V}^{(1)}$ , $I_F = 40\text{mA}$
$V_{CE(SAT)}$	Saturation Voltage	-	-	1.10	V	$I_C = 1.0\text{mA}$ , $I_F = 40\text{mA}$
$I_{CX}$	Leakage Current	-	-	20.0	$\mu\text{A}$	$V_{CE} = 5.0\text{V}$ , $I_F = 40\text{mA}$ , NO Reflective Surface

Notes:

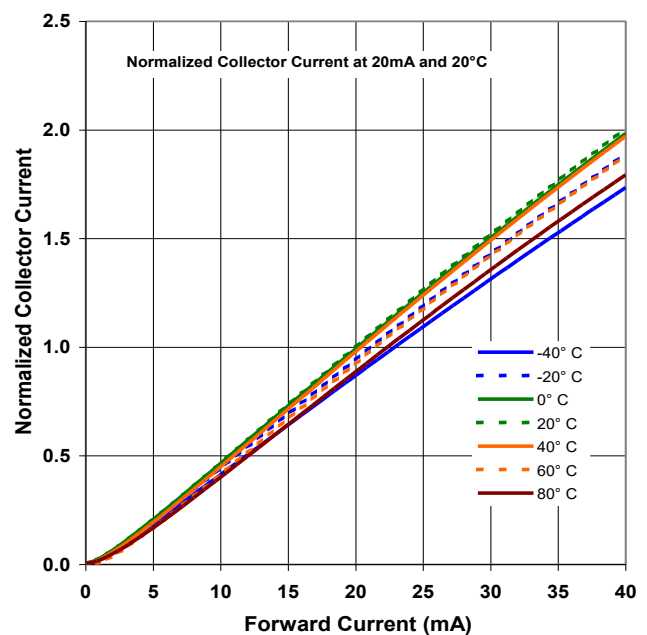
- (1) Measured using Eastman Kodak neutral white test card with 90% diffuse reflectance as a reflecting surface. Reference: Eastman Kodak, Catalog # E 152 7795.

## Performance

**OPB700 - Normalized Collector Current vs Distance**



**OPB700 - Normalized Collector Current vs Forward Current vs Temperature**



General Note

TT Electronics reserves the right to make changes in product specification without notice or liability. All information is subject to TT Electronics' own data and is considered accurate at time of going to print.

TT Electronics | OPTEK Technology  
1645 Wallace Drive, Carrollton, TX 75006 | Ph: +1 972 323 2200  
www.ttelectronics.com | sensors@ttelectronics.com

# Reflective Object Sensor

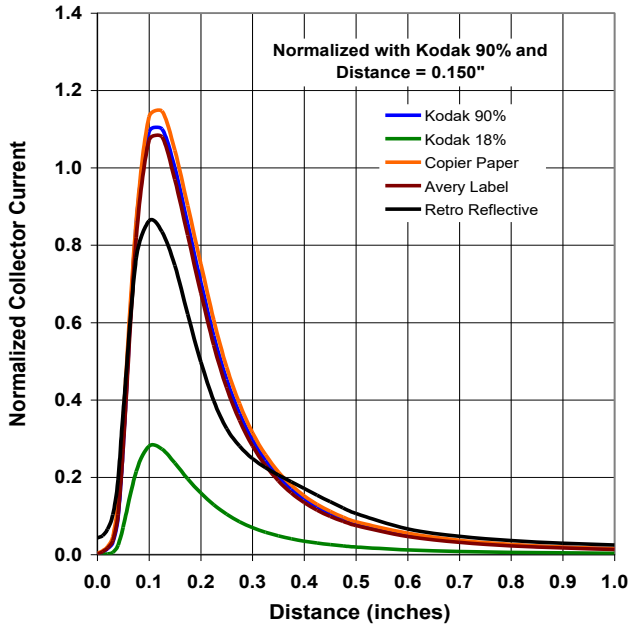
OPB700Z, OPB700ALZ

OPB701Z, OPB701ALZ

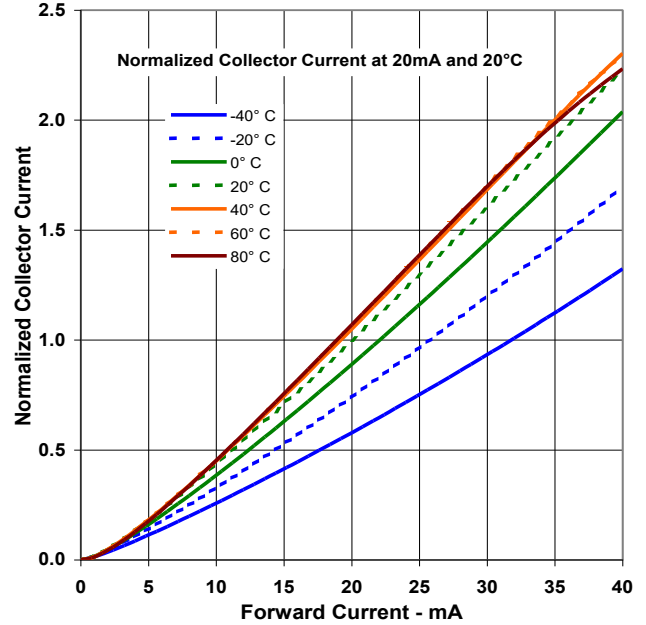


## Performance

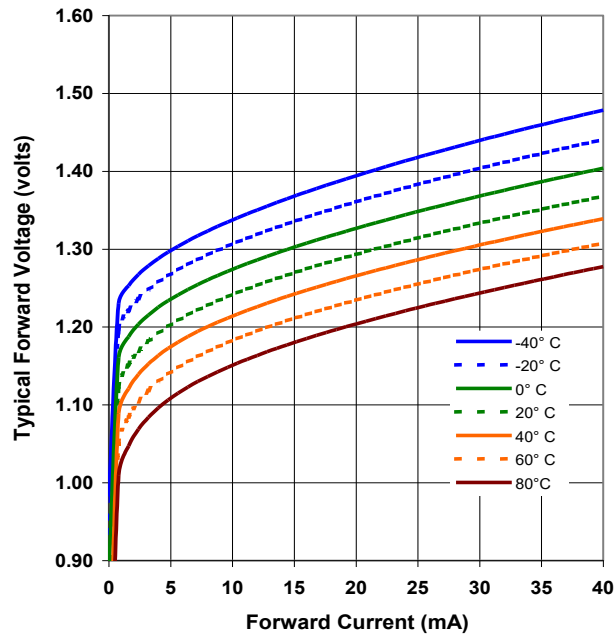
OPB701 - Normalized Collector Current vs Distance



OPB701 - Normalized Collector Current vs Forward Current vs Temperature



LED—Forward Voltage vs Forward Current vs Temperature



### General Note

TT Electronics reserves the right to make changes in product specification without notice or liability. All information is subject to TT Electronics' own data and is considered accurate at time of going to print.

TT Electronics | OPTEK Technology  
1645 Wallace Drive, Carrollton, TX 75006 | Ph: +1 972 323 2200  
www.ttelectronics.com | sensors@ttelectronics.com

Компания «Life Electronics» занимается поставками электронных компонентов импортного и отечественного производства от производителей и со складов крупных дистрибьюторов Европы, Америки и Азии.

С конца 2013 года компания активно расширяет линейку поставок компонентов по направлению коаксиальный кабель, кварцевые генераторы и конденсаторы (керамические, пленочные, электролитические), за счёт заключения дистрибьюторских договоров

Мы предлагаем:

- Конкурентоспособные цены и скидки постоянным клиентам.
- Специальные условия для постоянных клиентов.
- Подбор аналогов.
- Поставку компонентов в любых объемах, удовлетворяющих вашим потребностям.
- Приемлемые сроки поставки, возможна ускоренная поставка.
- Доставку товара в любую точку России и стран СНГ.
- Комплексную поставку.
- Работу по проектам и поставку образцов.
- Формирование склада под заказчика.
- Сертификаты соответствия на поставляемую продукцию (по желанию клиента).
- Тестирование поставляемой продукции.
- Поставку компонентов, требующих военную и космическую приемку.
- Входной контроль качества.
- Наличие сертификата ISO.

В составе нашей компании организован Конструкторский отдел, призванный помогать разработчикам, и инженерам.

Конструкторский отдел помогает осуществить:

- Регистрацию проекта у производителя компонентов.
- Техническую поддержку проекта.
- Защиту от снятия компонента с производства.
- Оценку стоимости проекта по компонентам.
- Изготовление тестовой платы монтаж и пусконаладочные работы.



Тел: +7 (812) 336 43 04 (многоканальный)

Email: [org@lifeelectronics.ru](mailto:org@lifeelectronics.ru)