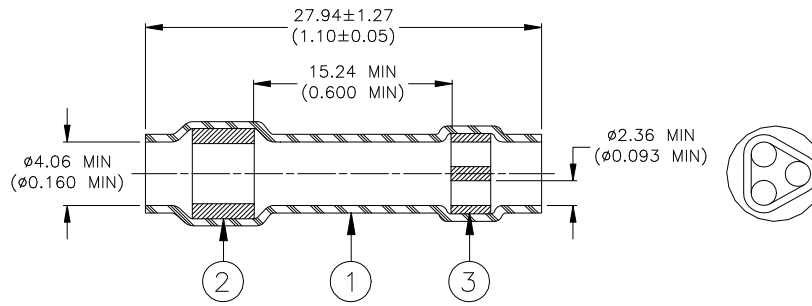
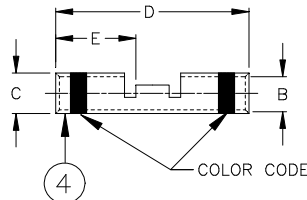


CUSTOMER DRAWING



ITEM #1: SEALING SLEEVE



ITEM #2: CRIMP SPLICE

MATERIALS

1. INSULATION SLEEVE: Heat-shrinkable, transparent blue, radiation cross-linked modified polyvinylidene flouride.
2. SINGLE-WIRE SEAL: Low outgassing immersion resistant thermoplastic fluoroelastomer. Color: BLUE.
3. INTEGRAL-WIRE SEAL: Low outgassing immersion resistant thermoplastic fluoroelastomer. Color: BLUE.
4. CRIMP SPLICE: Base Metal: Copper Alloy 101 or 102 per ASTM B-75.
Plating: Nickel per QQ-N-290.

Dimensions:

Part Name	Prod. Rev.	Size	Crimp Splice					Color Code
			ØB	ØC	D	E		
D-436-85	A	20	1.27 (0.050)	2.03 (0.080)	12.95 (0.510)	6.22 (0.245)	Red	
			1.14 (0.045)	1.91 (0.075)	12.45 (0.490)	5.72 (0.225)		
D-436-86	B	16	1.75 (0.069)	2.70 (0.106)	14.86 (0.585)	7.11 (0.280)	Blue	
			1.63 (0.064)	2.57 (0.101)	14.35 (0.565)	6.60 (0.260)		
D-436-87	A	12	2.60 (0.102)	3.91 (0.154)	14.86 (0.585)	7.11 (0.280)	Yellow	
			2.46 (0.097)	3.73 (0.147)	14.35 (0.565)	6.60 (0.260)		

Installation Data:

Splicer Size	Wire Size Range of Crimp Splice					
	One Wire		Two wires		Three wires	
	Minimum	Maximum	Minimum	Maximum	Minimum	Maximum
20	24	20	26	24	28	24
16	20	16	24	20	24	22
12	16	12	22	16	22	18

		Raychem Devices	TITLE : (Low Outgassing) IN-LINE SPLICE SEALING SYSTEM, 2 OR 3 TO 1 SPLICER: Nickel Plated, Color Coded, with Inspection Slots			
UNLESS OTHERWISE SPECIFIED DIMENSIONS ARE IN MILLIMETERS. INCHES DIMENSIONS ARE BETWEEN BRACKETS.			DOCUMENT NO. : D-436-85/-87			
TOLERANCES: 0.00 N/A 0.0 N/A 0 N/A	ANGLES: N/A ROUGHNESS IN MICRON	TE CONNECTIVITY (TE) RESERVES THE RIGHT TO CHANGE THIS DRAWING AT ANYTIME. USER SHOULD EVALUATE THE SUITABILITY OF THE PRODUCT FOR THEIR APPLICATION.		DATE: June 26, 2015	REVISION: B	
DRAWN BY: M. FORONDA	ECO APPROVED: L. RODRIGUEZ	ECO NUMBER: 15-009842	SCALE: None	SIZE: A	SHEET: 1 of 2	

©2015 TE CONNECTIVITY LTD. FAMILY OF COMPANIES. ALL RIGHT RESERVED.

If this document is printed it becomes uncontrolled. Check for the latest revision.

CUSTOMER DRAWING

APPLICATION

1. These parts are designed to provide an immersion resistant in-line splices of 2 or 3 to 1 wires falling within the size range listed on sheet 1, having insulations rated for at least 135°C.
2. Parts are available only as an assembly of one of each Item #1 and Item #2.
3. Parts are to be installed per Thermofit Assembly Procedure, see below.
4. Inside diameter and outside diameter of splice are to be measured in crimp areas, 2.54 to 5.08 (0.100 to 0.200) from ends of part. Slight burr permitted on parted surfaces.
5. Acceptance sampling shall be in accordance with Paragraph 4.6.1 of MIL-T-7928.
6. Packing and packaging shall be in accordance with Section 5, Level C, of MIL-T-7928.
7. This document takes precedence over documents referenced herein.

THERMOFIT ASSEMBLY PROCEDURE

1.0 SCOPE


This document outlines the procedure to be followed to obtain immersion resistant 3 or 2 to 1 in-line splices using Thermofit In-Line Splice Sealing System D-436-85/-87.

2.0 PROCEDURE:

- a) Strip all wires 7.92 (0.312) to 8.74 (0.344).
- b) Attach the single lead to the appropriate size crimp splice using a Raychem AD-1377 Crimp Tool.
- c) Pass the wires to be attached to other barrel through the sealing sleeve from the three hole insert end.
- d) Insert wires into barrel and crimp. Care must be taken so that the wires remain untwisted between the crimp splice and the three wire seal or the sealing sleeve cannot be positioned properly.
- e) Apply heat, using a recommended heat source, first to the three-hole insert and then to the other. Heat should be applied until insert melts and flows axially along the wire.

3.0 RECOMMENDED RAYCHEM HEATING TOOLS

<i>Heater</i>	<i>Reflector</i>
Thermogun #500A	TG-14
Shop Air Heater #CV-4504	991180
Mini-Gun #CV-5300	991319

 TE Connectivity		Raychem Devices	TITLE : (Low Outgassing) IN-LINE SPLICE SEALING SYSTEM, 2 OR 3 TO 1 SPLICER: Nickel Plated, Color Coded, with Inspection Slots		
UNLESS OTHERWISE SPECIFIED DIMENSIONS ARE IN MILLIMETERS. INCHES DIMENSIONS ARE BETWEEN BRACKETS.			DOCUMENT NO. : D-436-85/-87		
TOLERANCES: 0.00 N/A 0.0 N/A 0 N/A	ANGLES: N/A ROUGHNESS IN MICRON	TE CONNECTIVITY (TE) RESERVES THE RIGHT TO CHANGE THIS DRAWING AT ANYTIME. USER SHOULD EVALUATE THE SUITABILITY OF THE PRODUCT FOR THEIR APPLICATION.	DATE: June 26, 2015	REVISION: B	
DRAWN BY: M. FORONDA	ECO APPROVED: L. RODRIGUEZ	ECO NUMBER: 15-009842	SCALE: None	SIZE: A	SHEET: 2 of 2

©2015 TE CONNECTIVITY LTD. FAMILY OF COMPANIES. ALL RIGHT RESERVED.

If this document is printed it becomes uncontrolled. Check for the latest revision.

Компания «Life Electronics» занимается поставками электронных компонентов импортного и отечественного производства от производителей и со складов крупных дистрибьюторов Европы, Америки и Азии.

С конца 2013 года компания активно расширяет линейку поставок компонентов по направлению коаксиальный кабель, кварцевые генераторы и конденсаторы (керамические, пленочные, электролитические), за счёт заключения дистрибьюторских договоров

Мы предлагаем:

- Конкуренспособные цены и скидки постоянным клиентам.
- Специальные условия для постоянных клиентов.
- Подбор аналогов.
- Поставку компонентов в любых объемах, удовлетворяющих вашим потребностям.
- Приемлемые сроки поставки, возможна ускоренная поставка.
- Доставку товара в любую точку России и стран СНГ.
- Комплексную поставку.
- Работу по проектам и поставку образцов.
- Формирование склада под заказчика.
- Сертификаты соответствия на поставляемую продукцию (по желанию клиента).
- Тестирование поставляемой продукции.
- Поставку компонентов, требующих военную и космическую приемку.
- Входной контроль качества.
- Наличие сертификата ISO.

В составе нашей компании организован Конструкторский отдел, призванный помогать разработчикам, и инженерам.

Конструкторский отдел помогает осуществить:

- Регистрацию проекта у производителя компонентов.
- Техническую поддержку проекта.
- Защиту от снятия компонента с производства.
- Оценку стоимости проекта по компонентам.
- Изготовление тестовой платы монтаж и пусконаладочные работы.



Тел: +7 (812) 336 43 04 (многоканальный)
Email: org@lifeelectronics.ru