

TYPICAL INDICATOR ORDERING EXAMPLE

YB **04** **K** **W01** — **12** — **FB**

Shapes

| Bushing Mounting | |
|------------------|-------------|
| 01 | Square |
| 02 | Round |
| 03 | Rectangular |
| Snap-in Mounting | |
| 04 | Square |
| 05 | Round |
| 06 | Rectangular |

Panel Seal

| | |
|---------|--------------------------------------|
| No Code | Without Panel Seal |
| W | With Panel Seal (Bushing Mount only) |

Housing

| | |
|---|------------|
| K | Black only |
|---|------------|

Terminals

| | |
|-----|---|
| W01 | Silver Solder Lug/.110" (2.8mm) Quick Connect* |
|-----|---|

Lamps

| Incandescent Lamp | |
|-------------------|---------|
| 05 | 5-volt |
| 12 | 12-volt |

Bright LED

| LED Colors | Resistor |
|------------|---------------------|
| 5C Red | No Code No Resistor |
| 5D Amber | 05 5-volt |
| | 12 12-volt |
| 5F Green | 24 24-volt |

Super Bright LED

| | |
|----|-------|
| 6B | White |
| 6F | Green |
| 6G | Blue |

Bicolor LED

| LED Colors | Forward Voltage |
|---------------|-------------------------|
| 2CF Red/Green | 02 2-volt (no resistor) |
| | 05 5-volt |
| | 12 12-volt |
| | 24 24-volt |

Cap Types & Colors

| Solid Cap: Lens/Insert Colors | |
|-------------------------------|--------------|
| BB | White/White |
| CB | Red/White |
| EB | Yellow/White |
| FB | Green/White |
| GB | Blue/White |

LED Cap: Lens/Insert Colors

| | |
|----|-------------|
| JB | Clear/White |
| JC | Clear/Red |
| JD | Clear/Amber |
| JF | Clear/Green |

LED Cap: Lens/Insert Colors

| | |
|----|-------------|
| JB | Clear/White |
|----|-------------|


LED Cap: Lens/Insert Colors

| | |
|----|-------------|
| JB | Clear/White |
|----|-------------|

* Wire harness & cable assemblies offered only in Americas

DESCRIPTION FOR TYPICAL ORDERING EXAMPLE

YB04KW01-12-FB



SHAPES & MOUNTING TYPES

Bushing Mounting

Snap-in Mounting

01 Square

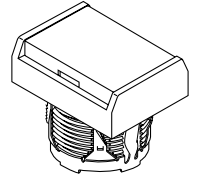
02 Round

03 Rectangular

04 Square

05 Round

06 Rectangular



Bezel-barrier is an integral part of the indicator body.

PANEL SEAL

No Code

Without Panel Seal

W

With Panel Seal

Bushing Mounting



Snap-in Mounting



Bushing Mounting only



Supplied with mounting nut.

Supplied with mounting nut and o-ring AT089.

INCANDESCENT LAMP & SOLID CAP

The electrical specifications shown are determined at a basic temperature of 25°C.
If the source voltage exceeds the rated voltage, a ballast resistor is required.
The resistor value can be calculated by using the formula in the Supplement section.

| | | | | |
|---|---------------------------|-----------|---------------|--------|
| AT611  T-1 Bi-pin | | 05 | 12 | |
| | Voltage | V | 5V AC | 12V AC |
| | Current | I | 115mA | 60mA |
| | MSCP | | .150 | .150 |
| | Endurance | Hours | 7,000 average | |
| | Ambient Temperature Range | | -25°C ~ +50°C | |

Solid Cap for Incandescent Lamp

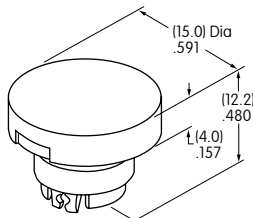
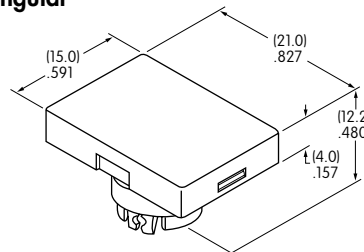
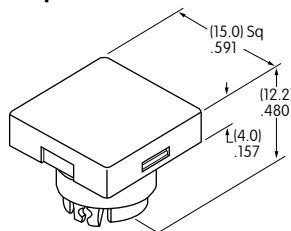
Lens/Insert Colors Available:

AT3001
Square

AT3003
Rectangular

AT3002
Round

- BB** White/White
- CB** Red/White
- EB** Yellow/White
- FB** Green/White
- GB** Blue/White



Translucent Colored Lens



Translucent White Insert



Translucent White Seal/Filter



Incandescent Lamp AT611

Materials: Polycarbonate (Lens & Insert)
Thermoplastic Elastomer (Seal/Filter)
Finish: Glossy

BRIGHT LEDS & LED CAPS

The electrical specifications shown are determined at a basic temperature of 25°C.
 If the source voltage exceeds the rated voltage, a ballast resistor is required.
 The resistor value can be calculated by using the formula in the Supplement section.

Electrical Specifications for Bright LED without Resistor

| | | | | | | |
|---|---|--------------|------|-----|-----|-------|
| Bright AT628   T-1 Bi-pin | Colors Available: 5C Red 5D Amber 5F Green No Code No Resistor | Unit | | | | |
| | Forward Peak Current | I_{FM} | 40 | 40 | 40 | mA |
| | Continuous Forward Current | I_F | 26 | 26 | 26 | mA |
| | Forward Voltage | V_F | 1.9 | 2.0 | 2.0 | V |
| | Reverse Peak Voltage | V_{RM} | 4 | 4 | 4 | V |
| | Current Reduction Rate Above 25°C | ΔI_F | 0.50 | | | mA/°C |
| | Ambient Temperature Range | -25 ~ +50 | | | °C | |

Electrical Specifications for Bright LED with Resistor

| | | | | | | |
|---|--|--------------|----|----|----|-------|
| Bright AT634  T-1 1/4 Bi-pin | Colors Available: 5C Red 5D Amber 5F Green 05 12 24 | Unit | | | | |
| | Forward Peak Current | I_{FM} | — | — | — | mA |
| | Continuous Forward Current | I_F | 25 | 20 | 10 | mA |
| | Forward Voltage | V_F | 5 | 12 | 24 | V |
| | Reverse Peak Voltage | V_{RM} | 4 | 8 | 16 | V |
| | Current Reduction Rate Above 25°C | ΔI_F | — | — | — | mA/°C |
| | Ambient Temperature Range | -25 ~ +50 | | | °C | |

AT634
5-volt,
2-element
with Resistor



AT634
12-volt,
4-element
with Resistor



AT634
24-volt,
4-element
with Resistor

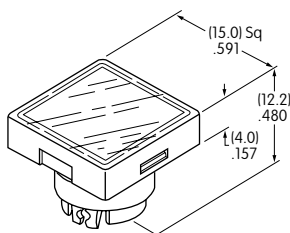


Cap for Bright LED

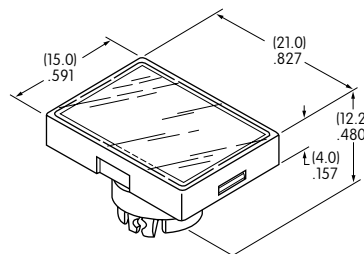
Lens/Insert
Colors Available:

- JB Clear/White
- JC Clear/Red
- JD Clear/Amber
- JF Clear/Green

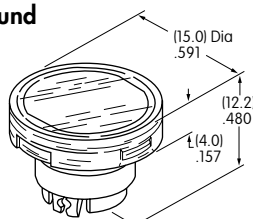
AT3004
Square



AT3006
Rectangular



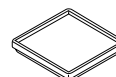
AT3005
Round



Transparent Clear Lens



Translucent Colored Insert



Translucent White Seal/Diffuser



Bright LEDs
AT628 AT634

Materials: Polycarbonate (Lens & Insert)
 Thermoplastic Elastomer (Seal/Diffuser)
 Finish: Glossy

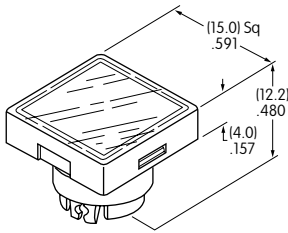
SUPER BRIGHT LEDs & LED CAPS

The electrical specifications shown are determined at a basic temperature of 25°C.
 If the source voltage exceeds the rated voltage, a ballast resistor is required.
 The resistor value can be calculated by using the formula in the Supplement section.

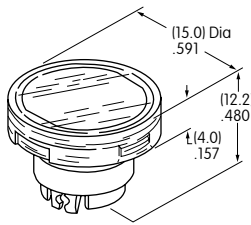
| | | | | | | |
|--|---|--|-------|------|------|-------|
|  <p>Super Bright AT625G Blue AT631B White AT632F Green</p> <p>T-1 Bi-pin</p> |   | <div style="display: flex; justify-content: space-around;"> <div style="border: 1px solid black; padding: 2px; text-align: center;">6B</div> <div style="border: 1px solid black; padding: 2px; text-align: center;">6F</div> <div style="border: 1px solid black; padding: 2px; text-align: center;">6G</div> </div> | | | | |
| | Colors: | White | Green | Blue | Unit | |
| | Forward Peak Current | I_{FM} | 30 | 30 | 30 | mA |
| | Continuous Forward Current | I_F | 20 | 20 | 20 | mA |
| | Forward Voltage | V_F | 3.6 | 3.5 | 3.6 | V |
| | Reverse Peak Voltage | V_{RM} | 5 | 5 | 5 | V |
| | Current Reduction Rate Above 25°C | ΔI_F | 0.50 | | | mA/°C |
| Ambient Temperature Range | | -25 ~ +50 | | | °C | |

Cap for Super Bright LED

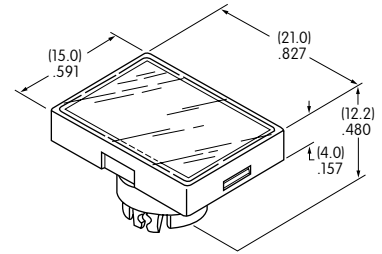
**AT3014
Square**



**AT3015
Round**



**AT3016
Rectangular**

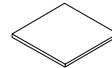


Lens/Insert
 Colors Available:

JB Clear/White



Transparent Clear Lens



Translucent White Insert



Translucent White Seal/Diffuser



Super Bright LEDs
 AT625 AT631
 AT632

Materials: Polycarbonate (Lens & Insert)
 Thermoplastic Elastomer (Seal/Diffuser)

BICOLOR LED & LED CAPS

The electrical specifications shown are determined at a basic temperature of 25°C.
 If the source voltage exceeds the rated voltage, a ballast resistor is required.
 The resistor value can be calculated by using the formula in the Supplement section.

| | | | | | | |
|---|--|-----------|-----------|-----------|-----------|-------|
| Bicolor AT621  Red/Green  T-1 1/2 Bi-pin | Bicolor LED is translucent white in OFF state. | 02 | 05 | 12 | 24 | Unit |
| | Forward Peak Current I_{FM} | 60 | 60 | 20 | 12 | mA |
| | Continuous Forward Current I_F | 45 | 45 | 15 | 10 | mA |
| | Forward Voltage V_F | 2.1 | 5 | 12 | 24 | V |
| | Current Reduction Rate Above 25°C ΔI_F | 0.80 | --- | --- | --- | mA/°C |
| | Ambient Temperature Range | -25 ~ +50 | | | °C | |



LED Caps

AT3004 Square



AT3005 Round



AT3006 Rectangular



Lens/Insert
 Colors Available:

JB Clear/White



Materials: Polycarbonate (Lens & Insert)
 Thermoplastic Elastomer (Seal/Diffuser)

TYPICAL INDICATOR DIMENSIONS

Square • Bushing Mounting



Panel Thickness

.020" ~ .197" (0.5mm ~ 5.0mm)

YB01KW01-12-CB

Round • Panel Seal



Panel Thickness

.020" ~ .197" (0.5mm ~ 5.0mm)

YB02WKW01-12-CB

Rectangular • Snap-in Mounting



Panel Thickness

.039" ~ .138" (1.0mm ~ 3.5mm)

YB06KW01-12-CB

Компания «Life Electronics» занимается поставками электронных компонентов импортного и отечественного производства от производителей и со складов крупных дистрибьюторов Европы, Америки и Азии.

С конца 2013 года компания активно расширяет линейку поставок компонентов по направлению коаксиальный кабель, кварцевые генераторы и конденсаторы (керамические, пленочные, электролитические), за счёт заключения дистрибьюторских договоров

Мы предлагаем:

- Конкурентоспособные цены и скидки постоянным клиентам.
- Специальные условия для постоянных клиентов.
- Подбор аналогов.
- Поставку компонентов в любых объемах, удовлетворяющих вашим потребностям.
- Приемлемые сроки поставки, возможна ускоренная поставка.
- Доставку товара в любую точку России и стран СНГ.
- Комплексную поставку.
- Работу по проектам и поставку образцов.
- Формирование склада под заказчика.
- Сертификаты соответствия на поставляемую продукцию (по желанию клиента).
- Тестирование поставляемой продукции.
- Поставку компонентов, требующих военную и космическую приемку.
- Входной контроль качества.
- Наличие сертификата ISO.

В составе нашей компании организован Конструкторский отдел, призванный помогать разработчикам, и инженерам.

Конструкторский отдел помогает осуществить:

- Регистрацию проекта у производителя компонентов.
- Техническую поддержку проекта.
- Защиту от снятия компонента с производства.
- Оценку стоимости проекта по компонентам.
- Изготовление тестовой платы монтаж и пусконаладочные работы.



Тел: +7 (812) 336 43 04 (многоканальный)
Email: org@lifeelectronics.ru