



## Features

- Compact design, long life and high reliability
- Momentary push switch option
- Available in a wide variety of configurations to meet many user requirements



## PEC12R - 12 mm Incremental Encoder

### Electrical Characteristics

Output .....	2-bit quadrature code
Contact Rating .....	10 mA @ 5 VDC
Insulation Resistance .....	10 megohms @ 250 VDC
Dielectric Withstanding Voltage	
Sea Level .....	50 VAC minimum
Electrical Travel .....	Continuous
Contact Bounce (15 RPM) .....	2.0 ms. maximum**
RPM (Operating) .....	100 maximum**

### Environmental Characteristics

Operating Temperature Range .....	-30 °C to +70 °C (-22 °F to +158 °F)
Storage Temperature Range .....	-40 °C to +85 °C (-40 °F to +185 °F)
Humidity .....	MIL-STD-202, Method 103B, Condition B
Vibration .....	10~55~10 Hz / 1 min. / Amplitude 1.5 mm
Shock .....	100 G
Rotational Life .....	30,000 cycles minimum
Switch Life .....	20,000 cycles minimum
IP Rating .....	IP 40

### Mechanical Characteristics

Mechanical Angle .....	360 ° continuous
Torque	
Running .....	30.6 to 204 g-cm (0.42 to 2.83 oz.-in.)
Mounting .....	10.2 kgf.cm (8.83 lb.-in.) maximum
Shaft Side Load (Static) .....	2.04 kgf (4.5 lbs.) minimum
Weight .....	3 gm (0.1 oz.) maximum
Terminals .....	Printed circuit board terminals
Terminals .....	Printed circuit board terminals
Soldering Condition	
Wave Soldering .....	Sn95.5/Ag2.8/Cu0.7 solder with no-clean flux: 260 °C max. for 3 ± 1 sec.
Hand Soldering .....	Not recommended
Hardware .....	One flat washer and one mounting nut supplied with each encoder with bushing

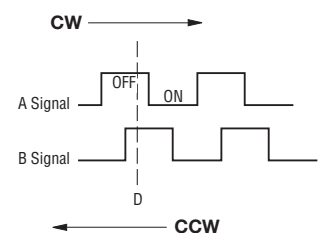
### Switch Characteristics

Switch Type .....	Contact Push ON Momentary SPST
Power Rating (Resistive Load) .....	10 mA at 5 V DC
Switch Travel .....	0.5 ± 0.3 mm
Switch Actuation Force .....	610 ± 306 gf (8.47 ± 4.24 oz.-in.)
Contact Resistance .....	100 milliohms @ 5 VDC

### How To Order

	<b>PEC12R - 4 0 20 F - S 0012</b>
Model .....	PEC12R
Terminal/Bushing Configuration .....	4
2 = Vertical Mount - Radial PC Pin/No Bushing	
3 = Horizontal Mount - Axial PC Pin/with Bushing	
4 = Horizontal Mount - Axial PC Pin/No Bushing	
Detent Option .....	0
0 = No Detents	
1 = 12 Detents (available with 12 pulses only)	
2 = 24 Detents	
Standard Shaft Length .....	20
15 = 15.0 mm (Horizontal Mount/No Bushing only)	
17 = 17.5 mm	22 = 22.5 mm
20 = 20.0 mm	25 = 25.0 mm
30 = 30.0 mm	30 = 30.0 mm
Shaft Style .....	F
F = Insulated Flatted Shaft	
Switch Configuration .....	S
S = Push Momentary Switch	
N = No Switch	
Resolution .....	0012
0012 = 12 Pulses per 360 ° Rotation	
0024 = 24 Pulses per 360 ° Rotation	

### Quadrature Output Table



\*RoHS Directive 2002/95/EC Jan. 27, 2003 including annex and RoHS Recast 2011/65/EU June 8, 2011.

\*\*Devices are tested using standard noise reduction filters. For optimum performance, designers should use noise reduction filters in their circuits. Specifications are subject to change without notice.

The device characteristics and parameters in this data sheet can and do vary in different applications and actual device performance may vary over time. Users should verify actual device performance in their specific applications.

# Applications

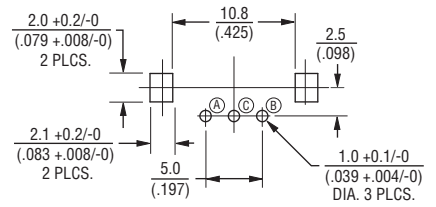
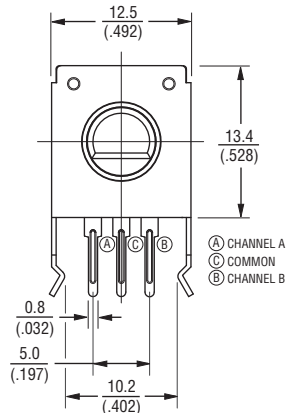
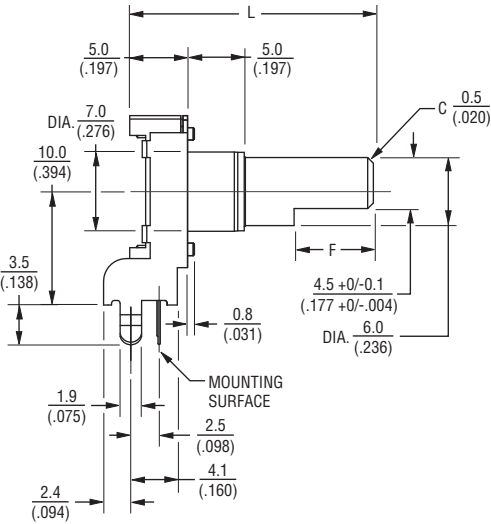
Level control, tuning and timer settings in:

- Audio-visual equipment
- Consumer electric appliances
- Musical instrumentation
- Communications equipment

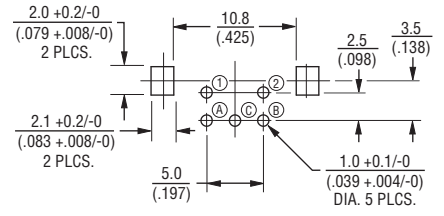
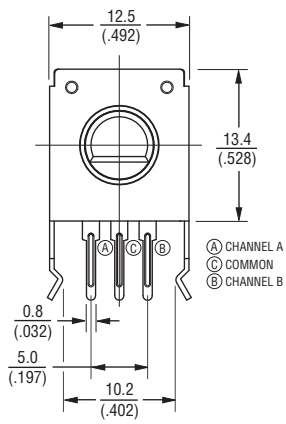
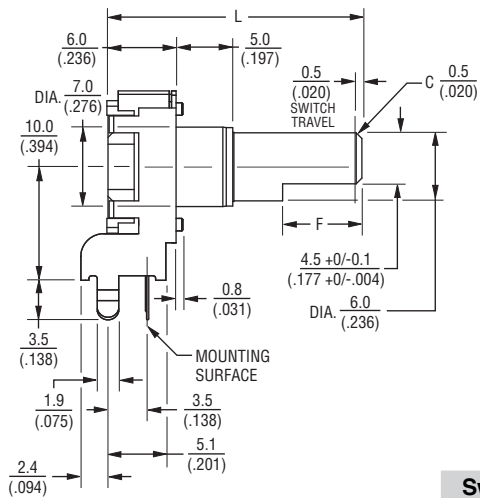
## PEC12R - 12 mm Incremental Encoder **BOURNS®**

### Product Dimensions

#### PEC12R-2xxxF-Nxxxx (Vertical Mount - Radial PC Pin/No Bushing, No Switch)



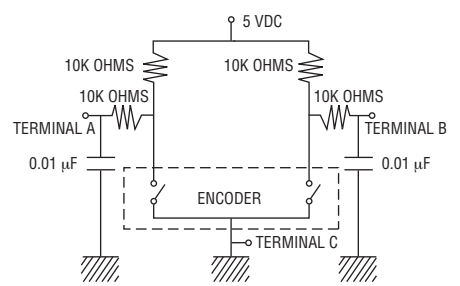
#### PEC12R-2xxxF-Sxxxx (Vertical Mount - Radial PC Pin/No Bushing, Push Momentary Switch)



### Switch Circuit



### Suggested Filter Circuit



L	17.5 (.688)	20.0 (.787)	22.5 (.886)	25.0 (.984)	30.0 (1.181)
F	5.0 (.197)	7.0 (.276)	7.0 (.276)	12.0 (.472)	12.0 (.472)

DIMENSIONS:  $\frac{\text{MM}}{\text{(INCHES)}}$

TOLERANCE:  $\frac{<10}{(<.400)} = \frac{\pm 0.3}{(\pm .012)}$

$\frac{\ge 10}{(\ge .400)} = \frac{\pm 0.5}{(\pm .020)}$

The device characteristics and parameters in this data sheet can and do vary in different applications and actual device performance may vary over time. Users should verify actual device performance in their specific applications.

# PEC12R - 12 mm Incremental Encoder

**BOURNS®**

## Product Dimensions

### PEC12R-3xxxF-Nxxxx (Horizontal Mount - Axial PC Pin/with Bushing, No Switch)



### PEC12R-3xxxF-Sxxxx (Horizontal Mount - Axial PC Pin/with Bushing, Push Momentary Switch)



L	$\frac{17.5}{(.688)}$	$\frac{20.0}{(.787)}$	$\frac{22.5}{(.886)}$	$\frac{25.0}{(.984)}$	$\frac{30.0}{(1.181)}$
LB	$\frac{5.0}{(.197)}$	$\frac{5.0}{(.197)}$	$\frac{7.0}{(.276)}$	$\frac{7.0}{(.276)}$	$\frac{7.0}{(.276)}$
F	$\frac{5.0}{(.197)}$	$\frac{7.0}{(.276)}$	$\frac{7.0}{(.276)}$	$\frac{12.0}{(.472)}$	$\frac{12.0}{(.472)}$

DIMENSIONS:  $\frac{\text{MM}}{\text{(INCHES)}}$

TOLERANCE:  $\frac{<10}{(<.400)} = \frac{\pm 0.3}{(\pm .012)}$

$\frac{\geq 10}{(\geq .400)} = \frac{\pm 0.5}{(\pm .020)}$

Specifications are subject to change without notice.  
 The device characteristics and parameters in this data sheet can and do vary in different applications and actual device performance may vary over time.  
 Users should verify actual device performance in their specific applications.

# PEC12R - 12 mm Incremental Encoder

**BOURNS®**

## Product Dimensions

### PEC12R-4xxxF-Nxxxx (Horizontal Mount - Axial PC Pin/No Bushing, No Switch)



### PEC12R-4xxxF-Sxxxx (Horizontal Mount - Axial PC Pin/No Bushing, Push Momentary Switch)



L	15.0 (.591)	17.5 (.688)	20.0 (.787)	22.5 (.886)	25.0 (.984)	30.0 (1.181)
LB	2.0 (.079)	5.0 (.197)	5.0 (.197)	5.0 (.197)	5.0 (.197)	5.0 (.197)
F	5.0 (.197)	5.0 (.197)	7.0 (.276)	7.0 (.276)	12.0 (.472)	12.0 (.472)

DIMENSIONS:	MM (INCHES)
TOLERANCE:	<10 (<.400) = ±0.3 (±.012)
	≥10 (≥.400) = ±0.5 (±.020)

**BOURNS®**

**Asia-Pacific:**  
Tel: +886-2 2562-4117  
Fax: +886-2 2562-4116

**EMEA:**  
Tel: +36 88 520 390  
Fax: +36 88 520 211

**The Americas:**  
Tel: +1-951 781-5500  
Fax: +1-951 781-5700

[www.bourns.com](http://www.bourns.com)

REV. 04/15

Specifications are subject to change without notice.

The device characteristics and parameters in this data sheet can and do vary in different applications and actual device performance may vary over time.

Users should verify actual device performance in their specific applications.

Компания «Life Electronics» занимается поставками электронных компонентов импортного и отечественного производства от производителей и со складов крупных дистрибьюторов Европы, Америки и Азии.

С конца 2013 года компания активно расширяет линейку поставок компонентов по направлению коаксиальный кабель, кварцевые генераторы и конденсаторы (керамические, пленочные, электролитические), за счёт заключения дистрибьюторских договоров

Мы предлагаем:

- Конкурентоспособные цены и скидки постоянным клиентам.
- Специальные условия для постоянных клиентов.
- Подбор аналогов.
- Поставку компонентов в любых объемах, удовлетворяющих вашим потребностям.
- Приемлемые сроки поставки, возможна ускоренная поставка.
- Доставку товара в любую точку России и стран СНГ.
- Комплексную поставку.
- Работу по проектам и поставку образцов.
- Формирование склада под заказчика.
- Сертификаты соответствия на поставляемую продукцию (по желанию клиента).
- Тестирование поставляемой продукции.
- Поставку компонентов, требующих военную и космическую приемку.
- Входной контроль качества.
- Наличие сертификата ISO.

В составе нашей компании организован Конструкторский отдел, призванный помогать разработчикам, и инженерам.

Конструкторский отдел помогает осуществить:

- Регистрацию проекта у производителя компонентов.
- Техническую поддержку проекта.
- Защиту от снятия компонента с производства.
- Оценку стоимости проекта по компонентам.
- Изготовление тестовой платы монтаж и пусконаладочные работы.



Тел: +7 (812) 336 43 04 (многоканальный)

Email: [org@lifeelectronics.ru](mailto:org@lifeelectronics.ru)