THIS DRAWING IS UNPUBLISHED. RELEASED FOR PUBLICATION 20
© COPYRIGHT 20 BY - TYCO ELECTRONICS ALL RIGHTS RESERVED.

REVISIONS

| P | LTR | DESCRIPTION | DATE | DWN | APVD |
|---|---|---|---|---|---|
| | A | MASS PRODUCTION | 20FEB2017 | PP | SH |

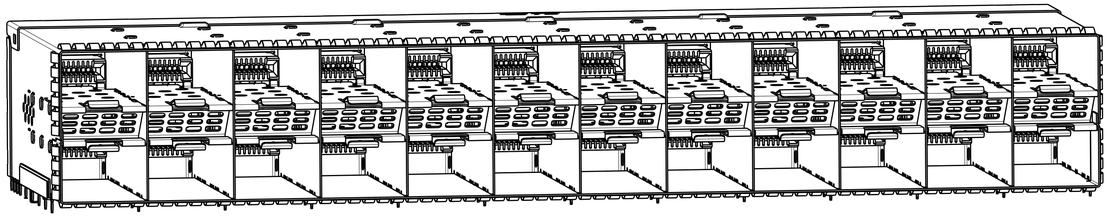

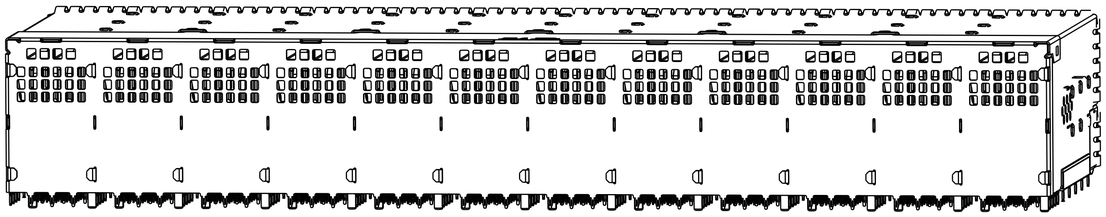

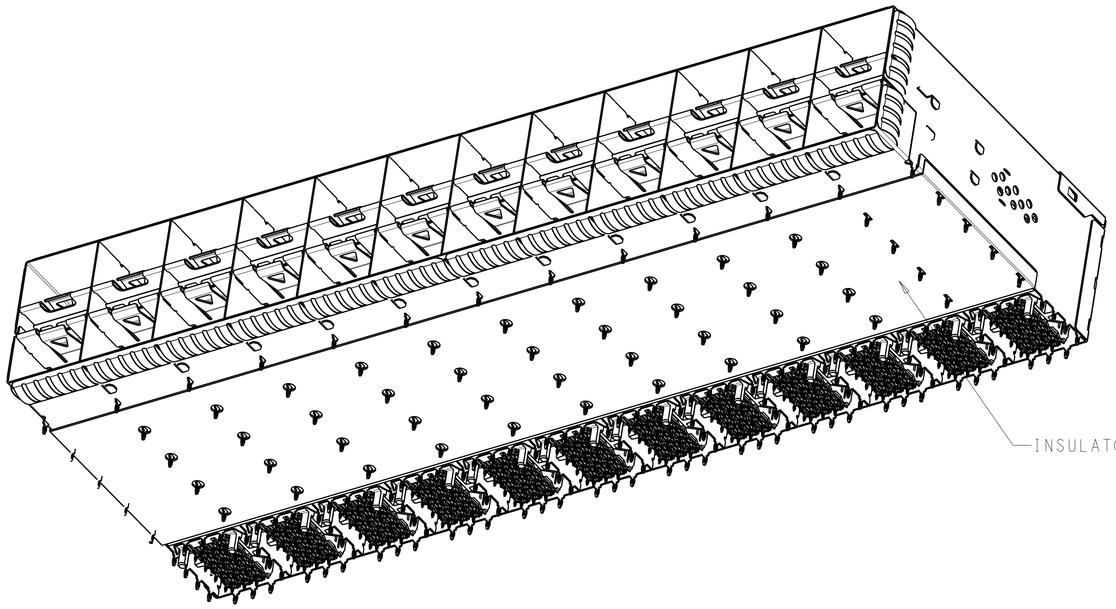


1. MATERIALS:
   CAGE ASSEMBLY - NICKEL-SILVER ALLOY PER ASTM B 122
   RECEPTACLE HOUSING - LCP, BLACK, UL 94V-O RATED
   RECEPTACLE HOUSING SHIELD - COPPER ALLOY
   CHICKLET - LCP, BLACK, UL 94V-O RATED
   CHICKLET ALIGNMENT CLIP - PBT
   CONTACT - COPPER ALLOY
   EMI SPRINGS - PHOSPHOR BRONZE PER ASTM B103
   INSULATOR TAPE:KAPTON

2. CONTACT FINISH:
   0.76µm MIN GOLD PER ASTM B 844 AT MATING INTERFACE,
   1.25µm MIN MATTE TIN PER ASTM B 545 AT PCB INTERFACE,
   ALL OVER 2.54µm MIN NICKEL PER QQ-N-290

3. PCB MINIMUM THICKNESS = 1.5mm

4. FOR HOLE SIZE AND PLATINGS,
   SEE APPLICATION SPECIFICATION 114-13319

5. LIGHT PIPE PAD LAYOUT IS FOR 0805 LOW PROFILE
   LED PACKAGE WITH A HEIGHT OF 0.8mm

6. THE ENTIRE AREA OF THE CONNECTOR FOOTPRINT, INDICATED BY THE DASHED LINE, TO BE CONSIDERED THE KEEPOUT AREA FOR COMPONENTS AND SIGNAL TRACES, TOP SIDE ONLY, TOP SIDE TRACES ALLOWED WITHIN CONNECTOR HOLE PATTERN

7. DIMENSION APPLIES FROM EMI SPRINGS ONLY.

| CAGE TYPE | INSULATOR OPTION | PART NUMBER |
|---|---|---|
| EMI SPRINGS | W/O INSULATOR | 2301210-2 |
| EMI SPRINGS | W/ INSULATOR | 2301210-1 |

THIS DRAWING IS A CONTROLLED DOCUMENT. DIMENSIONING AND TOLERANCING PER ASME Y14.5M-2009

DIMENSIONS: mm

TOLERANCES UNLESS OTHERWISE SPECIFIED:
0 PLC ±0.10
1 PLC ±0.10
2 PLC ±0.10
3 PLC ±0.10
4 PLC ±
ANGLES ±

MATERIAL - SEE NOTES

FINISH - SEE NOTES

DWN PETER PAN 02MAR2016
CHK SEAN HAN 02MAR2016
APVD SEAN HAN 02MAR2016

PRODUCT SPEC 108-2481
APPLICATION SPEC 114-13319
WEIGHT -

TE Connectivity

NAME RECEPTACLE ASSEMBLY, 2X12, STACKED, zSFP+ THERMALLY ENHANCED

| SIZE | CAGE CODE | DRAWING NO | RESTRICTED TO |
|---|---|---|---|
| A1 | 00779 | C-2301210 | - |

CUSTOMER DRAWING SCALE 2:1 SHEET 1 OF 4 REV A

THIS DRAWING IS UNPUBLISHED. RELEASED FOR PUBLICATION 20
© COPYRIGHT 20 BY - TYCO ELECTRONICS ALL RIGHTS RESERVED.

REVISIONS

| P | LTR | DESCRIPTION | DATE | DWN | APVD |
|---|---|---|---|---|---|
| | - | SEE SHEET 1 | - | - | - |

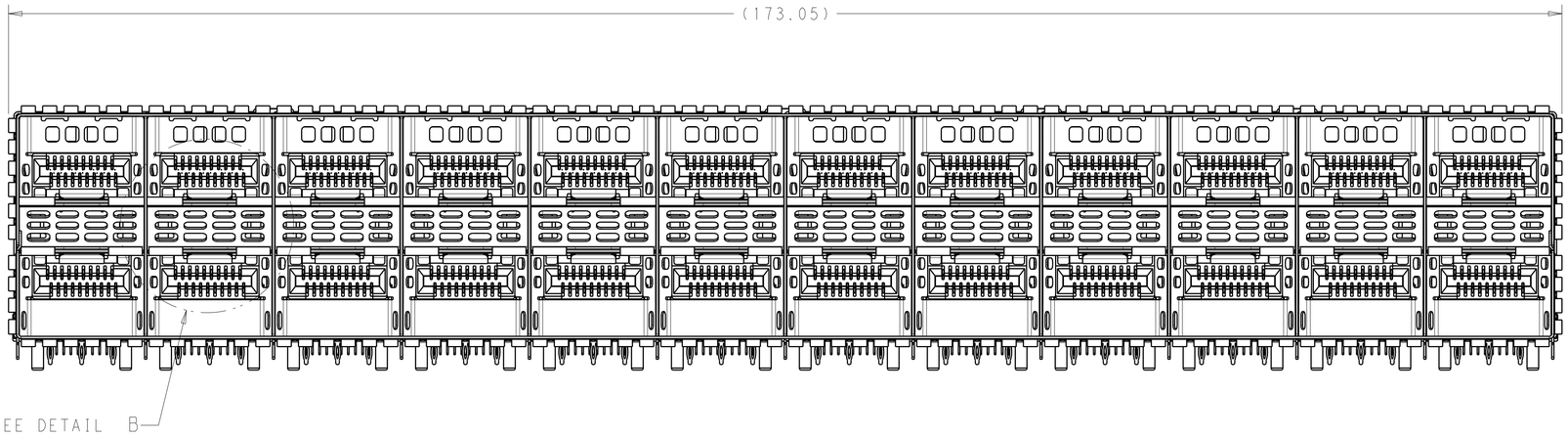


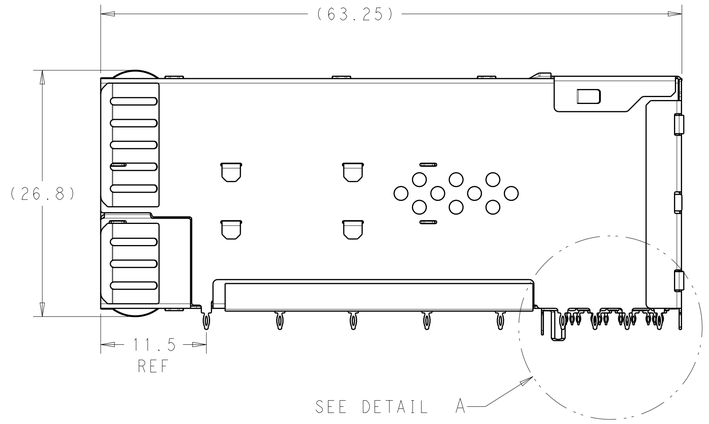


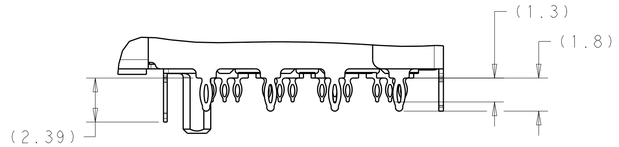


DETAIL A
SCALE 6:1

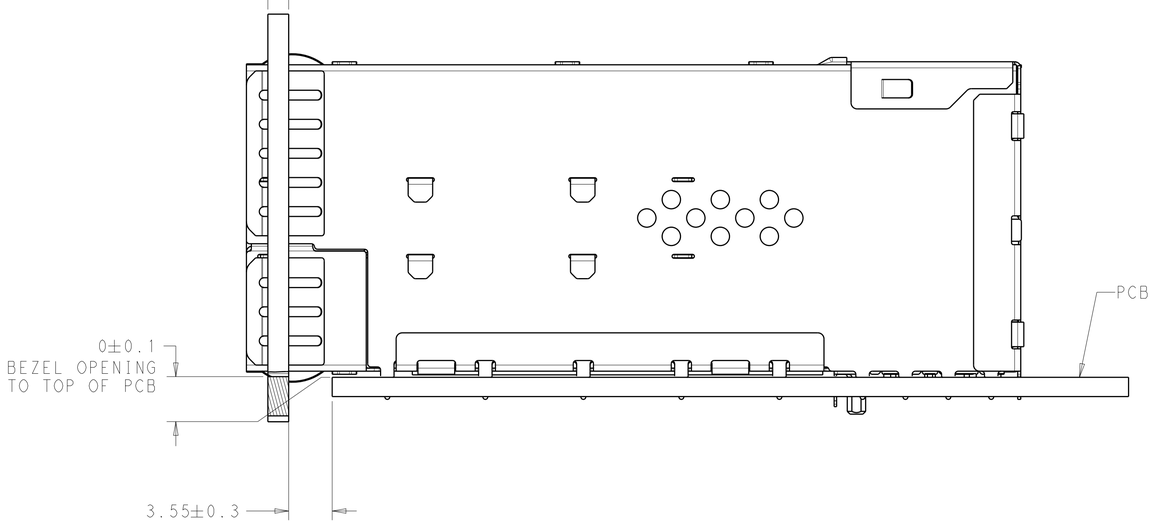


RECOMMENDED BEZEL LOCATION WITH EMI SPRINGS
SCALE 4:1

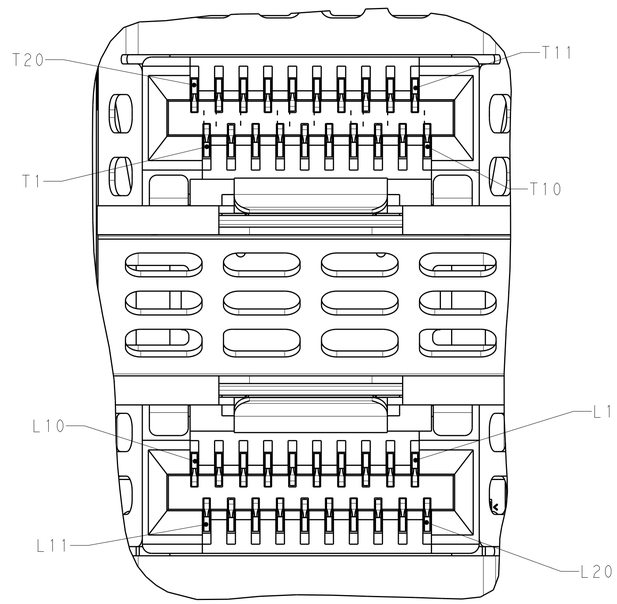


DETAIL B
SCALE 10:1

THIS DRAWING IS A CONTROLLED DOCUMENT.

DIMENSIONS: mm

TOLERANCES UNLESS OTHERWISE SPECIFIED:
0 PLC ±0.10
1 PLC ±0.10
2 PLC ±0.10
3 PLC ±0.10
4 PLC ±
ANGLES ±

MATERIAL - SEE NOTES
FINISH - SEE NOTES

DWN PETER PAN 02MAR2016
CHK SEAN HAN 02MAR2016
APVD SEAN HAN 02MAR2016
PRODUCT SPEC 108-2481
APPLICATION SPEC 114-13319
WEIGHT -

TE Connectivity

NAME RECEPTACLE ASSEMBLY, 2X12, STACKED, zSFP+ THERMALLY ENHANCED

SIZE A1 | CAGE CODE 00779 | DRAWING NO C-2301210 | RESTRICTED TO -

CUSTOMER DRAWING | SCALE 2:1 | SHEET 2 OF 4 | REV A

4805 (3/13)

THIS DRAWING IS UNPUBLISHED. RELEASED FOR PUBLICATION 20
© COPYRIGHT 20 BY - TYCO ELECTRONICS ALL RIGHTS RESERVED.

REVISIONS

| P | LTR | DESCRIPTION | DATE | DWN | APVD |
|---|---|---|---|---|---|
| | - | SEE SHEET 1 | - | - | - |

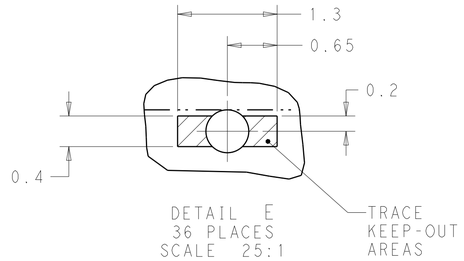


DETAIL E
36 PLACES
SCALE 25:1

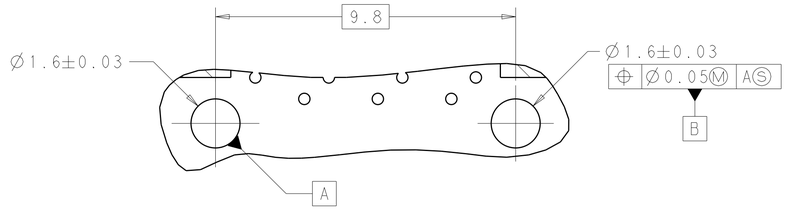


DETAIL F
SCALE 10:1

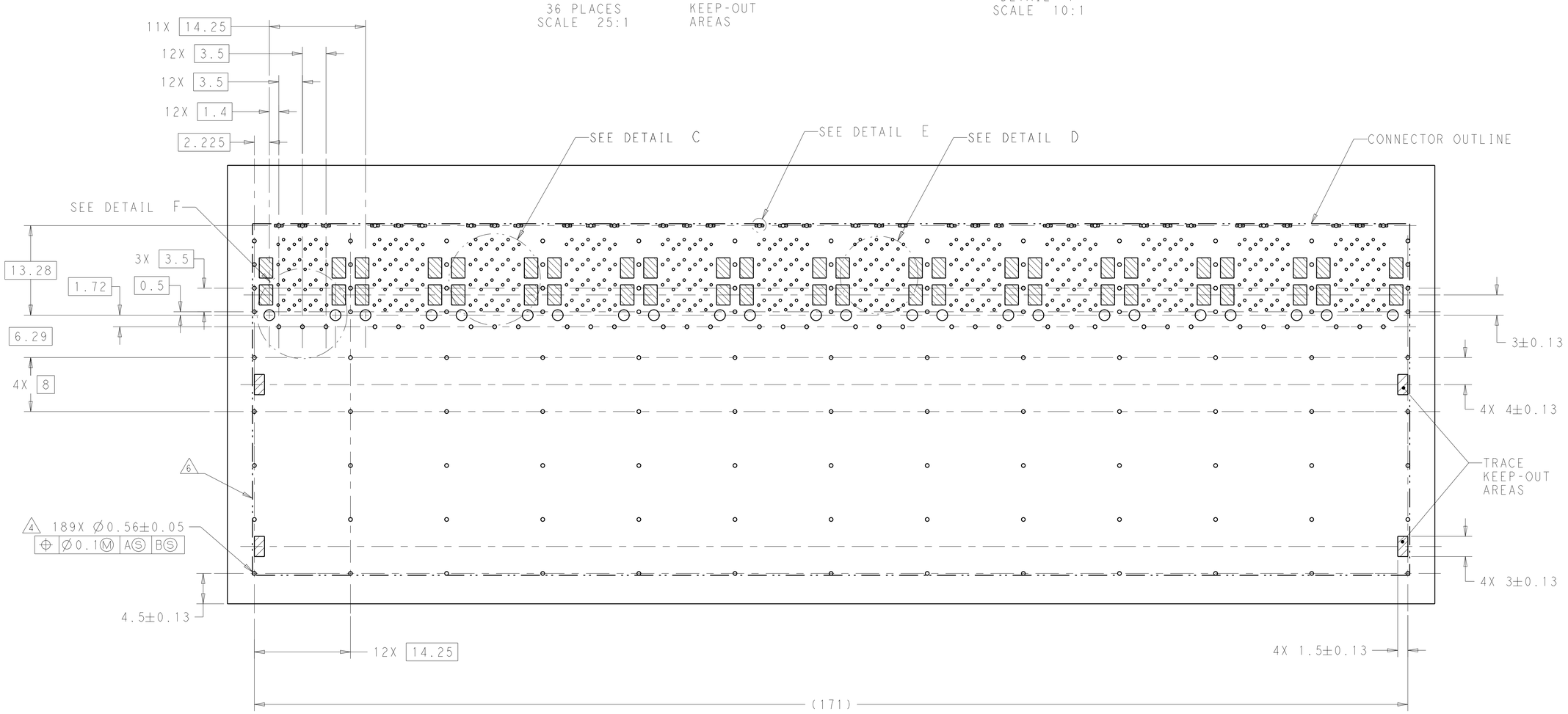


RECOMMENDED PCB LAYOUT
SCALE 3:1

THIS DRAWING IS A CONTROLLED DOCUMENT. DIMENSIONING AND TOLERANCING PER ASME Y14.5M-2009

DIMENSIONS: mm

TOLERANCES UNLESS OTHERWISE SPECIFIED:
0 PLC ±0.10
1 PLC ±0.10
2 PLC ±0.10
3 PLC ±0.10
4 PLC ±
ANGLES ±

MATERIAL - SEE NOTES

FINISH - SEE NOTES

DWN PETER PAN 02MAR2016
CHK SEAN HAN 02MAR2016
APVD SEAN HAN 02MAR2016
PRODUCT SPEC 108-2481
APPLICATION SPEC 114-13319
WEIGHT -

TE Connectivity

NAME RECEPTACLE ASSEMBLY, 2X12, STACKED, zSFP+ THERMALLY ENHANCED

| SIZE | CAGE CODE | DRAWING NO | RESTRICTED TO |
|---|---|---|---|
| A1 | 00779 | C-2301210 | - |

CUSTOMER DRAWING | SCALE 2:1 | SHEET 3 OF 4 | REV A

4805 (3/13)

THIS DRAWING IS UNPUBLISHED. RELEASED FOR PUBLICATION 20
© COPYRIGHT 20 BY - TYCO ELECTRONICS ALL RIGHTS RESERVED.

REVISIONS

| P | LTR | DESCRIPTION | DATE | DWN | APVD |
|---|---|---|---|---|---|
| | - | SEE SHEET 1 | - | - | - |

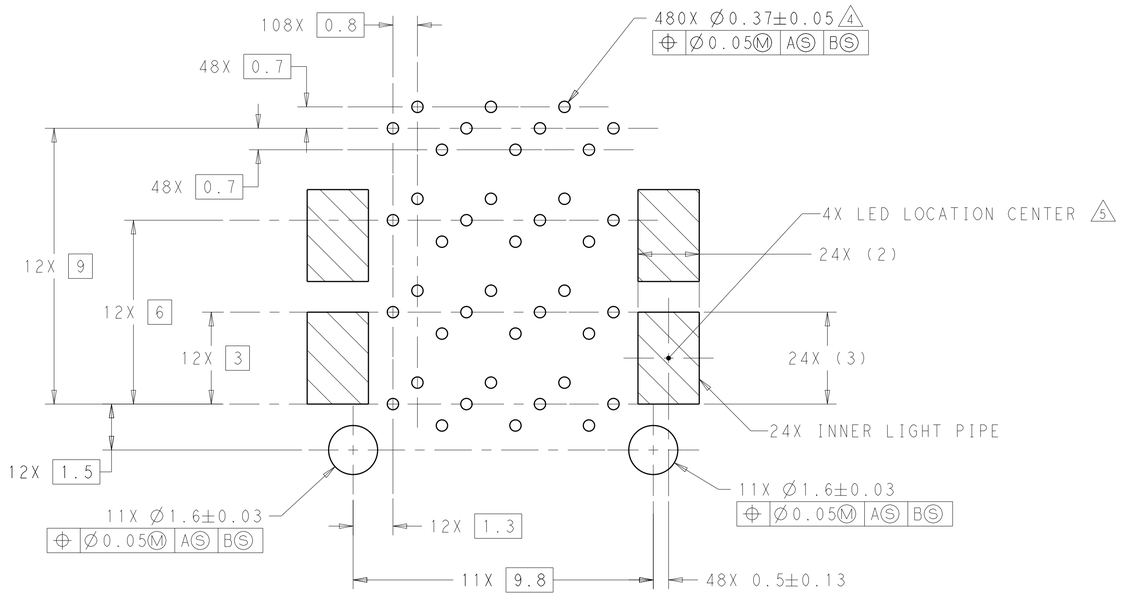


DETAIL C
RECOMMENDED PIN AND LIGHT PIPE LAYOUT
SCALE 10:1

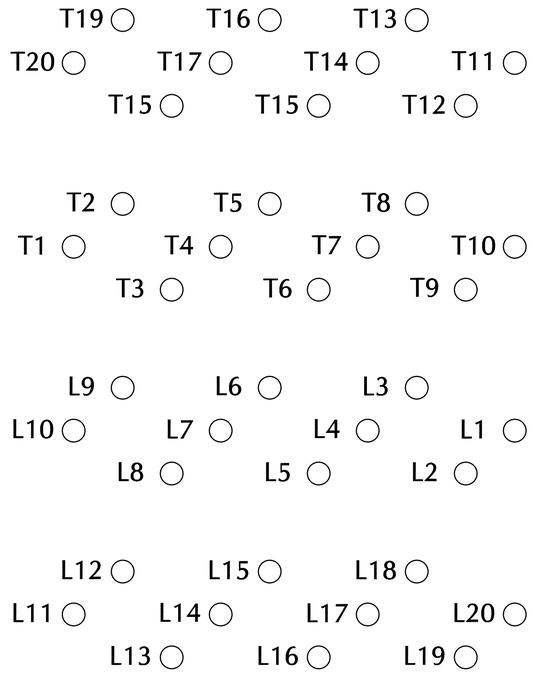


DETAIL D
PIN MAP
12 PLACES
SCALE 20:1

| PIN MAP LEGEND | |
|---|---|
| PIN NUMBER | FUNCTION |
| L1/T1 | VEET |
| L2/T2 | TX-FAULT |
| L3/T3 | TX-DISABLE |
| L4/T4 | SDA |
| L5/T5 | SCL |
| L6/T6 | MOD_ABS |
| L7/T7 | RSO |
| L8/T8 | RX_LOS |
| L9/T9 | RS1 |
| L10/T10 | VEER |
| L11/T11 | VEER |
| L12/T12 | RD- |
| L13/T13 | RD+ |
| L14/T14 | VEER |
| L15/T15 | VCCR |
| L16/T16 | VCCT |
| L17/T17 | VEET |
| L18/T18 | TD+ |
| L19/T19 | TD- |
| L20/T20 | VEET |

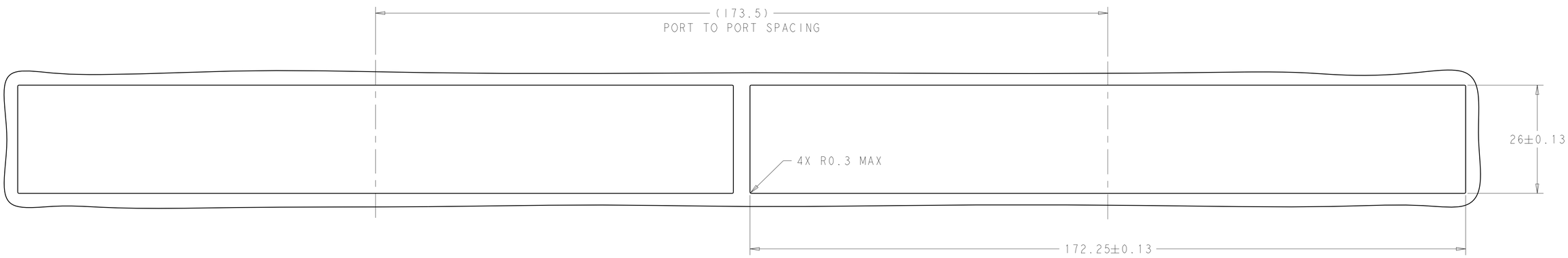


RECOMMENDED BEZEL CUT OUT DETAIL

THIS DRAWING IS A CONTROLLED DOCUMENT. DIMENSIONING AND TOLERANCING PER ASME Y14.5M-2009.

DIMENSIONS: mm

TOLERANCES UNLESS OTHERWISE SPECIFIED:
0 PLC ±0.10
1 PLC ±0.10
2 PLC ±0.10
3 PLC ±0.10
4 PLC ±-
ANGLES ±-

MATERIAL - SEE NOTES
FINISH - SEE NOTES

DWN PETER PAN 02MAR2016
CHK SEAN HAN 02MAR2016
APVD SEAN HAN 02MAR2016
PRODUCT SPEC 108-2481
APPLICATION SPEC 114-13319
WEIGHT -

TE Connectivity

NAME RECEPTACLE ASSEMBLY, 2X12, STACKED, zSFP+ THERMALLY ENHANCED

| SIZE | CAGE CODE | DRAWING NO | RESTRICTED TO |
|---|---|---|---|
| A1 | 00779 | C-2301210 | - |

CUSTOMER DRAWING SCALE 2:1 SHEET 4 OF 4 REV A

4805 (3/13)

ООО «ЛайфЭлектроникс» “LifeElectronics” LLC

ИНН 7805602321 КПП 780501001 Р/С 40702810122510004610 ФАКБ "АБСОЛЮТ БАНК" (ЗАО) в г.Санкт-Петербурге К/С 30101810900000000703 БИК 044030703

*Компания «Life Electronics» занимается поставками электронных компонентов импортного и отечественного производства от производителей и со складов крупных дистрибьюторов Европы, Америки и Азии.*

*С конца 2013 года компания активно расширяет линейку поставок компонентов по направлению коаксиальный кабель, кварцевые генераторы и конденсаторы (керамические, пленочные, электролитические), за счёт заключения дистрибьюторских договоров*

*Мы предлагаем:*

- *Конкурентоспособные цены и скидки постоянным клиентам.*
- *Специальные условия для постоянных клиентов.*
- *Подбор аналогов.*
- *Поставку компонентов в любых объемах, удовлетворяющих вашим потребностям.*

- *Приемлемые сроки поставки, возможна ускоренная поставка.*
- *Доставку товара в любую точку России и стран СНГ.*
- *Комплексную поставку.*
- *Работу по проектам и поставку образцов.*
- *Формирование склада под заказчика.*

- *Сертификаты соответствия на поставляемую продукцию (по желанию клиента).*
- *Тестирование поставляемой продукции.*
- *Поставку компонентов, требующих военную и космическую приемку.*
- *Входной контроль качества.*
- *Наличие сертификата ISO.*

*В составе нашей компании организован Конструкторский отдел, призванный помогать разработчикам, и инженерам.*

*Конструкторский отдел помогает осуществить:*

- *Регистрацию проекта у производителя компонентов.*
- *Техническую поддержку проекта.*
- *Защиту от снятия компонента с производства.*
- *Оценку стоимости проекта по компонентам.*
- *Изготовление тестовой платы монтаж и пусконаладочные работы.*

*Тел: +7 (812) 336 43 04 (многоканальный)*
*Email: org@lifeelectronics.ru*

***www.lifeelectronics.ru***