NOTES:

1. MATERIALS AND FINISHES:
   BODY & CONTACT - BRASS, GOLD PLATING
   INSULATOR - LCP

2. ELECTRICAL:
   A. IMPEDANCE: 50 OHM
   B. FREQUENCY RANGE: DC - 18 GHz
   C. VSWR (RETURN LOSS): 1.10 (26.4 dB) MAX DC-6 GHz
   1.15 (23.1 dB) MAX 6-10 GHz
   1.30 (17.7 dB) MAX 10-18 GHz
   D. DIELECTRIC WITHSTANDING VOLTAGE: 500 VRMS, MIN.

3. MECHANICAL:
   A. DURABILITY: 500 CYCLES MIN.
   B. TEMPERATURE RANGE: -65° C TO +165° C

4. PACKAGING:
   A. PACKAGING: TAPE AND REEL
   B. QUANTITY: 800 PCS
   C. MARKING: BAG TO BE MARKED
   "AMPHENOL RF, SMP-MSCM-PCS-10, AND DATE CODE"

THIRD ANGLE PROJ.

REVISIONS

REV	DESCRIPTION	DATE	ECO	APPR
A	RELEASE TO MFG.	06-Jul-15	50634	MM

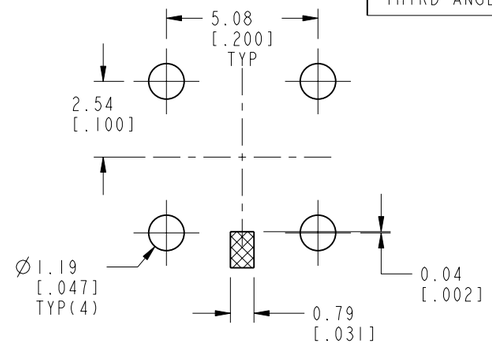

RECOMMENDED PCB LAYOUT

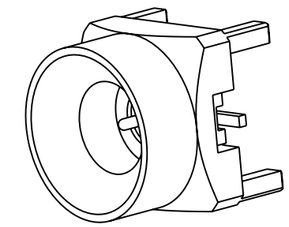

SCALE 5.000

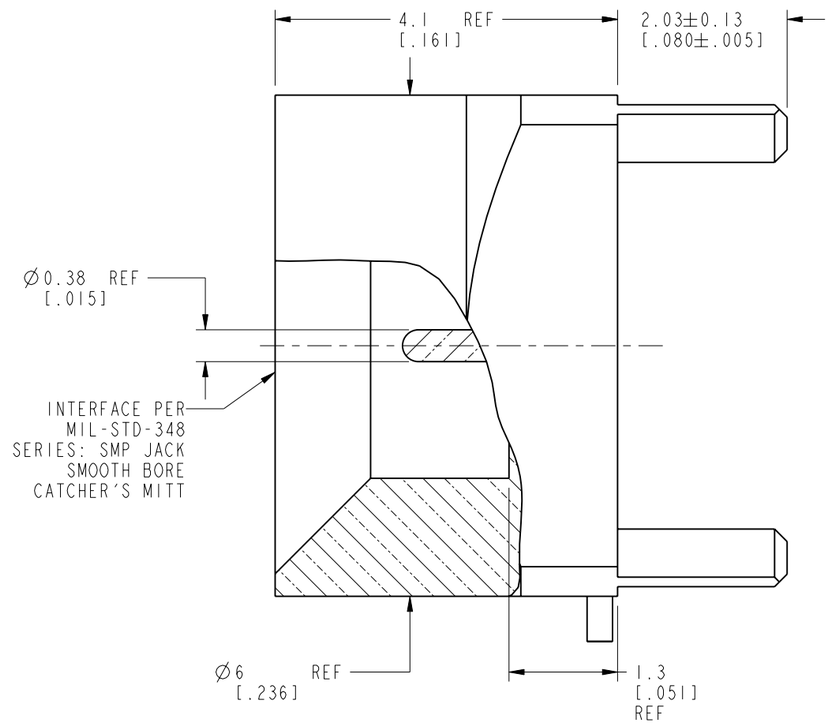

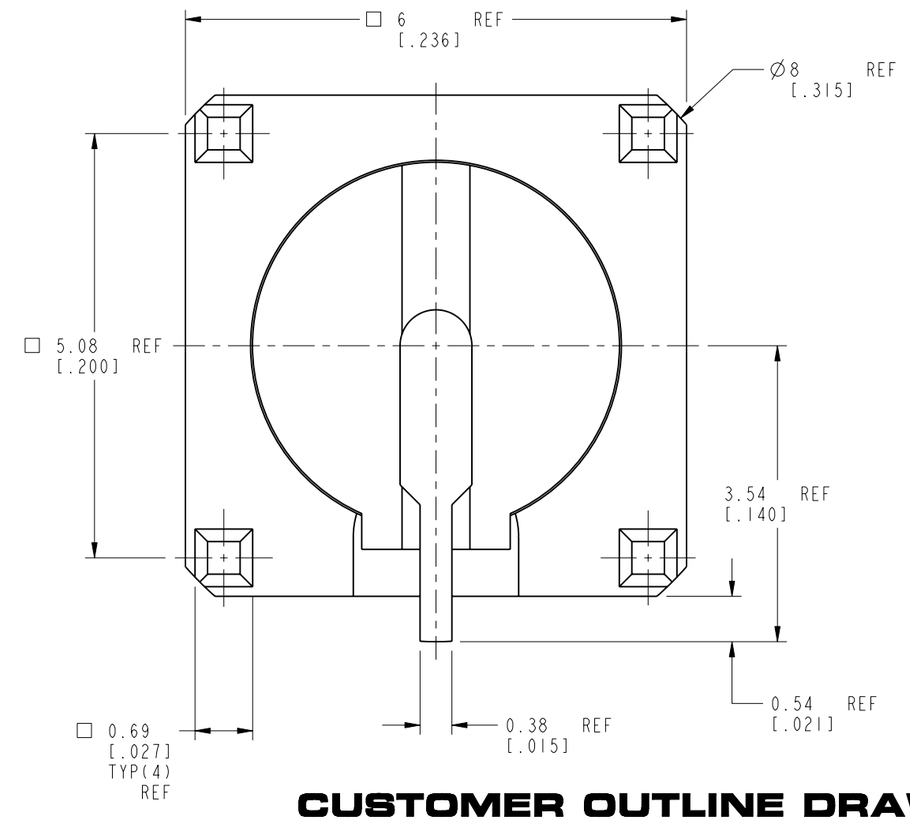

CUSTOMER OUTLINE DRAWING

ALL OTHER SHEETS ARE FOR INTERNAL USE ONLY

UNLESS OTHERWISE SPECIFIED, DIMENSIONS ARE IN METRIC AND TOLERANCES ARE:

<0.5mm	0.5 - 6mm	6 - 30mm	30 - 120mm	ANGLES
± 0.05mm	±0.1mm	±0.2mm	± 0.3mm	±1°

NOTICE - These drawings, specifications, or other data (1) are, and remain the property of Amphenol corp. (2) must be returned upon request; and (3) are confidential and not to be disclosed to any person other than those to whom they are given by Amphenol Corp. the furnishing of these drawings, specifications, or other data by Amphenol Corp., or to any other person to anyone for any purpose is not to be regarded by implication or otherwise in any manner licensing, granting rights to permitting such holder or any other person to manufacture, use or sell any product, process or design, patented or otherwise, that may in any way be related to or disclosed by said drawings, specifications, or other data.

MATERIAL: SEE NOTES

REFERENCE: EAR # 6004

CONFIGURATION LEVEL: In Work

FINISH

DRAWN M.DONG	DATE 14-Jul-15	
ENGINEER MICHAEL MURTHA	DATE 04-Jun-15	
APPROVED S.HSIEH	DATE 17-Jul-15	
CAD FILE		

TITLE
SMP STR JACK
SMOOTH BORE CATCHER'S MITT
PCB THRU HOLE

SCALE: 16.0:1.0 | SHEET 2 OF 3

DWG SIZE: B | REV: A

Amphenol RF

www.amphenolrf.com

DRAWING NO. SMP-MSCM-PCS-10

ITEM NO. SMP-MSCM-PCS-10

PART NO. SMP-MSCM-PCS-10

THIRD ANGLE PROJ.

REVISIONS				
REV	DESCRIPTION	DATE	ECO	APPR
A	PROTOTYPE RELEASE	06-Jul-15	50634	MM

SMP-MSCM-PCS-10

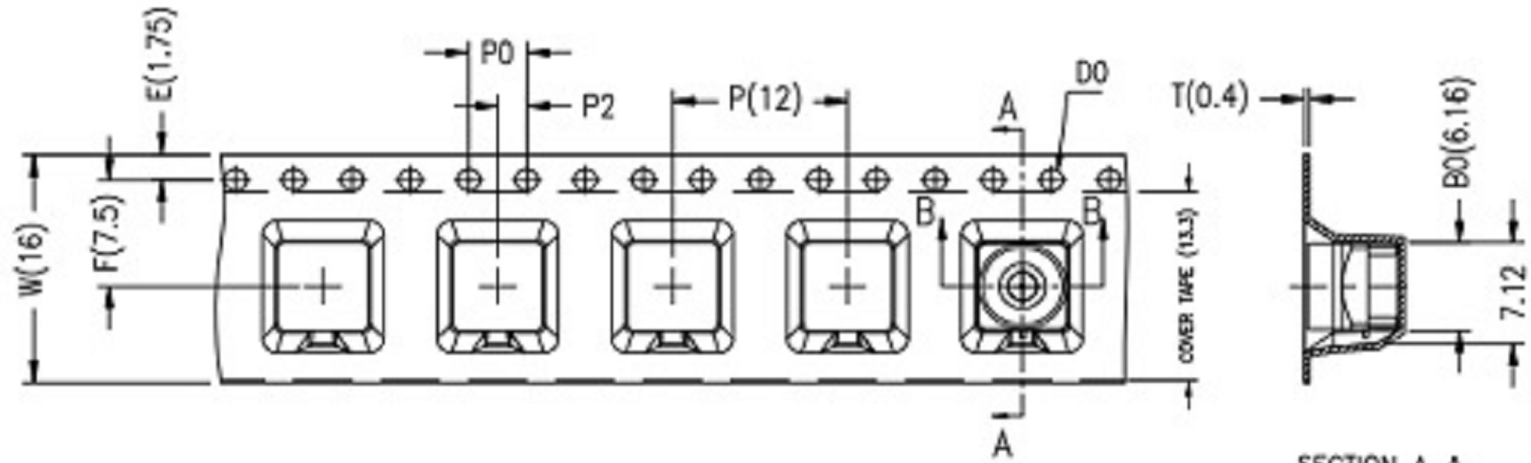

载带卷料方向
USER DIRECTION OF FEEDING

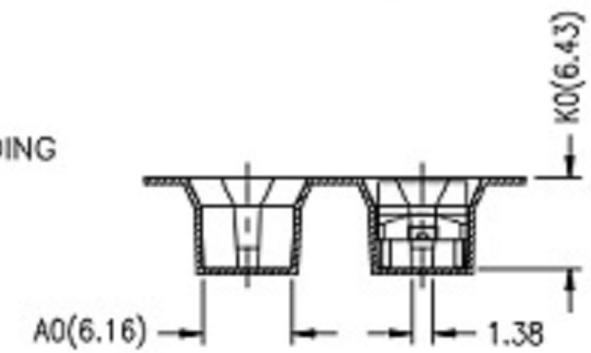

1. 10 sprocket hole pitch cumulative tolerance ±0.20mm.
2. Carrier camber not to exceed 1mm in 250mm.
3. A_0 and B_0 measured on a plane 0.3mm above the bottom of the pocket.
4. K_0 measured from a plane on the inside bottom of the pocket to the top surface of the carrier.
5. All dimensions meet EIA-481-D requirements.
6. Material: Black Conductive Polystyrene.
7. Thickness: 0.40±0.05 mm.
8. Packing length per 13" reel : 10.5 Meters.
9. Component loader per 13" reel : 800 PCS.

注:未注公差爲±0.10

NOTE: ALL TOLERANCES ARE: ±0.10, EXCEPT WHERE NOTED

UNLESS OTHERWISE SPECIFIED, DIMENSIONS ARE IN METRIC AND TOLERANCES ARE:

<0.5mm	0.5 - 6mm	6 - 30mm	30 - 120mm	ANGLES
± 0.05mm	±0.1mm	±0.2mm	± 0.3mm	±1°

NOTICE - These drawings, specifications, or other data (1) are, and remain the property of Amphenol corp. (2) must be returned upon request; and (3) are confidential and not to be disclosed to any person other than those to whom they are given by Amphenol Corp. the furnishing of these drawings, specifications, or other data by Amphenol Corp., or to any other person to anyone for any purpose is not to be regarded by implication or otherwise in any manner licensing, granting rights to permitting such holder or any other person to manufacture, use or sell any product, process or design, patented or otherwise, that may in any way be related to or disclosed by said drawings, specifications, or other data.

MATERIAL
BLOCK PS

REFERENCE
EAR # 6004 AND

CONFIGURATION LEVEL: In Work

FINISH

DRAWN STRONG	DATE 09-Jul-15	
ENGINEER MICHAEL MURTHA	DATE 09-Jul-15	
APPROVED S.HSIEH	DATE 17-Jul-15	
CAD FILE		

TITLE
TAPE & REEL

SCALE: 20.0:1.0 | SHEET 3 OF 3

DWG SIZE B | REV A

Amphenol RF
www.amphenolrf.com

DRAWING NO. SMP-MSCM-PCS-10
ITEM NO. SMP-MSCM-PCS-10
PART NO. SMP-MSCM-PCS-10

ООО «ЛайфЭлектроникс» “LifeElectronics” LLC

ИНН 7805602321 КПП 780501001 Р/С 40702810122510004610 ФАКБ "АБСОЛЮТ БАНК" (ЗАО) в г.Санкт-Петербурге К/С 30101810900000000703 БИК 044030703

Компания «Life Electronics» занимается поставками электронных компонентов импортного и отечественного производства от производителей и со складов крупных дистрибьюторов Европы, Америки и Азии.

С конца 2013 года компания активно расширяет линейку поставок компонентов по направлению коаксиальный кабель, кварцевые генераторы и конденсаторы (керамические, пленочные, электролитические), за счёт заключения дистрибьюторских договоров

Мы предлагаем:

- *Конкурентоспособные цены и скидки постоянным клиентам.*
- *Специальные условия для постоянных клиентов.*
- *Подбор аналогов.*
- *Поставку компонентов в любых объемах, удовлетворяющих вашим потребностям.*

- *Приемлемые сроки поставки, возможна ускоренная поставка.*
- *Доставку товара в любую точку России и стран СНГ.*
- *Комплексную поставку.*
- *Работу по проектам и поставку образцов.*
- *Формирование склада под заказчика.*

- *Сертификаты соответствия на поставляемую продукцию (по желанию клиента).*
- *Тестирование поставляемой продукции.*
- *Поставку компонентов, требующих военную и космическую приемку.*
- *Входной контроль качества.*
- *Наличие сертификата ISO.*

В составе нашей компании организован Конструкторский отдел, призванный помогать разработчикам, и инженерам.

Конструкторский отдел помогает осуществить:

- *Регистрацию проекта у производителя компонентов.*
- *Техническую поддержку проекта.*
- *Защиту от снятия компонента с производства.*
- *Оценку стоимости проекта по компонентам.*
- *Изготовление тестовой платы монтаж и пусконаладочные работы.*

Тел: +7 (812) 336 43 04 (многоканальный)
Email: org@lifeelectronics.ru

www.lifeelectronics.ru