

AUTOMOTIVE RELAYS ET2/ET1 SERIES

DESCRIPTION

The new NEC ET2/ET1 series is PC-board mount type automotive relay suitable for various motor and heater control applications that require a high quality and performance. The ET2/ET1 series is the relay that succeeds fundamental structure and performance of the NEC EP2/EP1 series that has the high share with a motor control usage of the automobile of the world. Besides the ET2/ET1 series is succeeding in about 50% of miniaturization in comparison with the EP2/EP1 series.

FEATURES

- PC board mounting
- Approx. 50% relay volume of EP2/EP1
- Approx. 75% relay space of EP2/EP1
- Approx. 70% relay height of EP2/EP1
- Approx. 50% relay weight of EP2/EP1

APPLICATIONS

- Motor control
- Heater control
- Solenoid control



Type ET2



Type ET1

For Proper Use of Miniature Relays

DO NOT EXCEED MAXIMUM RATING.

Do not use relay under excessive conditions such as over ambient temperature, over voltage and over current. Incorrect use could result in abnormal heating and damage to the relay or other parts.

READ CAUTIONS IN THE SELECTION GUIDE.

Read the cautions described in NEC/TOKIN's "Miniature Relays" (0123EMDD03VOL01E) before dose designing your relay applications.

The information in this document is subject to change without notice.

© NEC/TOKIN Corporation 2006

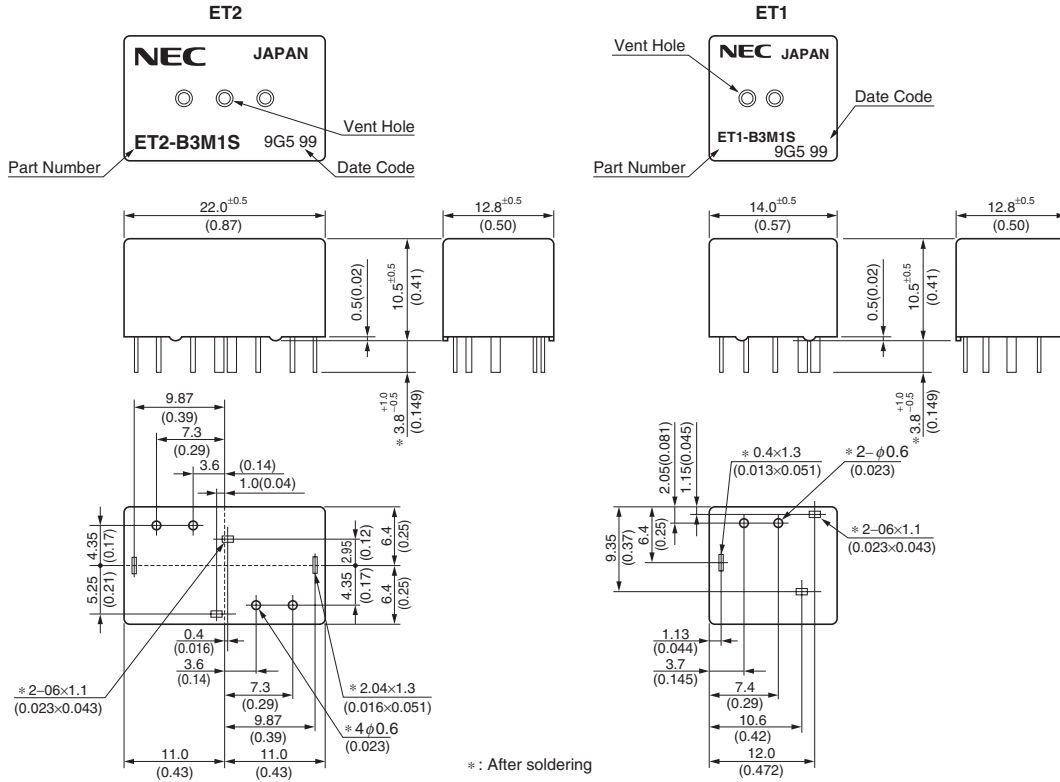


- All specifications in this catalog and production status of products are subject to change without notice. Prior to the purchase, please contact NEC Tokin for updated product data.
- Please request for a specification sheet for detailed product data prior to the purchase.
- Before using the product in this catalog, please read "Precautions" and other safety precautions listed in the printed version catalog.

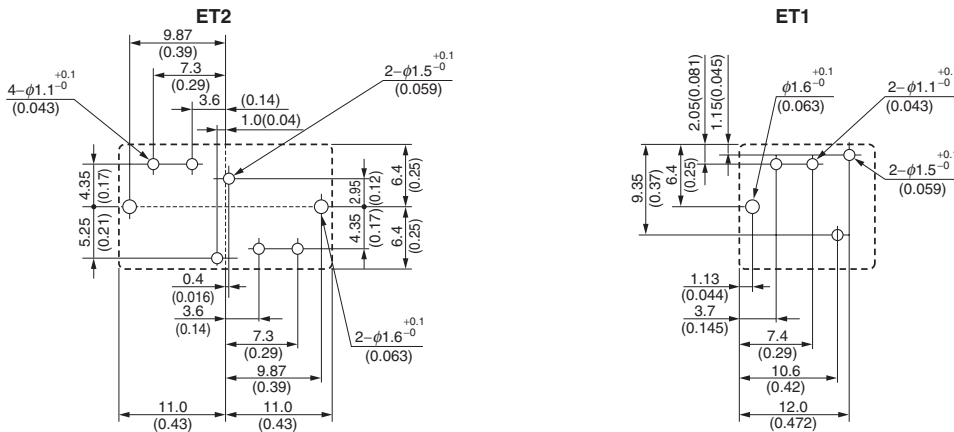
SCHMATIC (BOTTOM VIEW)



DIMENSIONS mm (inch)



PCB PAD LAYOUT mm (inch) (BOTTOM VIEW)



- All specifications in this catalog and production status of products are subject to change without notice. Prior to the purchase, please contact NEC Tokin for updated product data.
- Please request for a specification sheet for detailed product data prior to the purchase.
- Before using the product in this catalog, please read "Precautions" and other safety precautions listed in the printed version catalog.

SPECIFICATIONS

(at 20 °C)

Items		Types	
		Twin	Single
		ET2-B3M1/ET2-B3M1S	ET1-B3M1/ET1-B3M1S
Contact Form		1 Form c × 2 (H Bridge)	1 Form c
Contact Rating	Max. Switching Voltage	16 V dc	
	Max. Switching Current	25 A (at 16 Vdc)	
	Min. Switching Current	1 A (at 5 Vdc)	
	Contact Resistance	4 mΩ typical (measured at 7 A) Initial	
Contact Material		Silver oxide complex alloy	
Operate Time (Excluding Bounce)		2.5 ms typical (at Nominal Voltage) Initial	
Release Time (Excluding Bounce)		3 ms typical (at Nominal Voltage, with diode) Initial	
Nominal Operate Power		640 mW	
Insulation Resistance		100 MΩ at 500 V dc	
Breakdown Voltage	Between Open Contact	500 V ac min. (for 1 minute)	
	Between Coil and Contact	500 V ac min. (for 1 minute)	
Shock Resistance	Misoperation	98 m/s ² (10 G)	
	Destructive Failure	980 m/s ² (100 G)	
Vibration Resistance	Misoperation	10 ~ 300 Hz, 43 m/s ² (4.4 G)	
	Destructive Failure	10 ~ 500 Hz, 43 m/s ² (4.4 G) 200 hour	
Ambient Temperature		-40 to +85 °C (-40 to +185 °F)	
Coil Temperature Rise		70 °C (158 °F)/W	
Life Expectancy	Mechanical		1 × 10 ⁶ operations
	Electrical	Power Window Motor (14 V, 20 A, Locked)	100 × 10 ³ operations
		Power Window Motor (14 V, 20 A /3 A, Unlocked)	100 × 10 ³ operations
Weight		Approx. 7.5 g (0.26 oz)	Approx. 4.5 g (0.16 oz)

COIL RATING

SEALED TYPE

(at 20 °C)

Contact Form		Part Number	Nominal Voltage (Vdc)	Coil Resistance (Ω±10%)	Must Operate Voltage (Vdc)	Must Release Voltage (Vdc)
Twin	1 Form c × 2	ET2-B3M1S	12	225	6.5	0.9
Single	1 Form c	ET1-B3M1S				

UNSEALED TYPE

(at 20 °C)

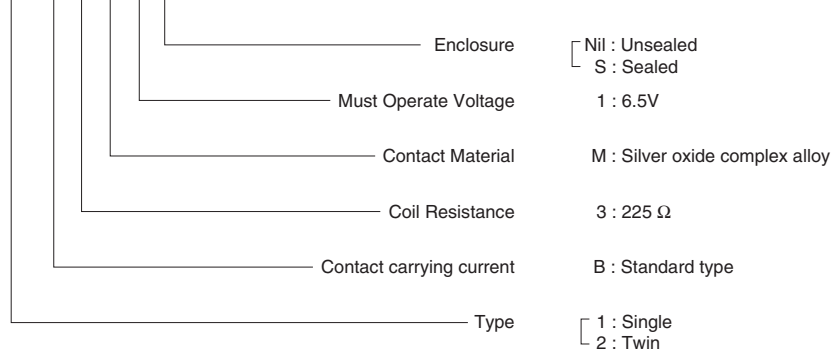
Contact Form		Part Number	Nominal Voltage (Vdc)	Coil Resistance (Ω±10%)	Must Operate Voltage (Vdc)	Must Release Voltage (Vdc)
Twin	1 Form c × 2	ET2-B3M1	12	225	6.5	0.9
Single	1 Form c	ET1-B3M1				



- All specifications in this catalog and production status of products are subject to change without notice. Prior to the purchase, please contact NEC Tokin for updated product data.
- Please request for a specification sheet for detailed product data prior to the purchase.
- Before using the product in this catalog, please read "Precautions" and other safety precautions listed in the printed version catalog.

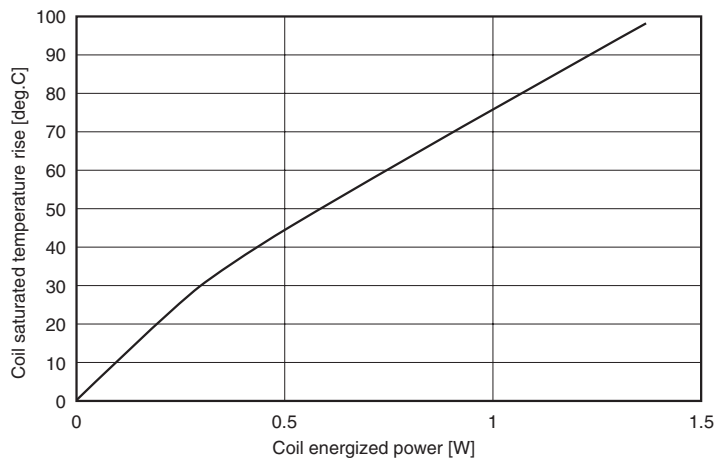
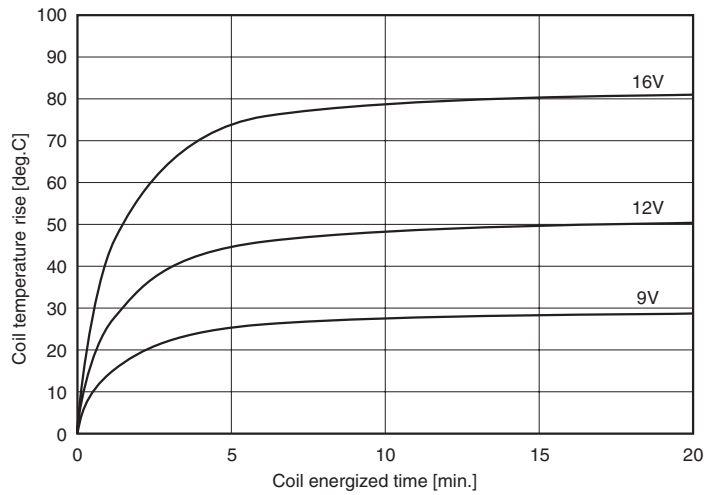
NUMBERING SYSTEM

ET2-B3M1S



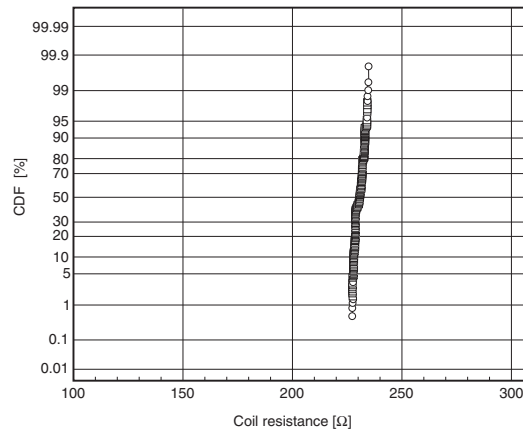
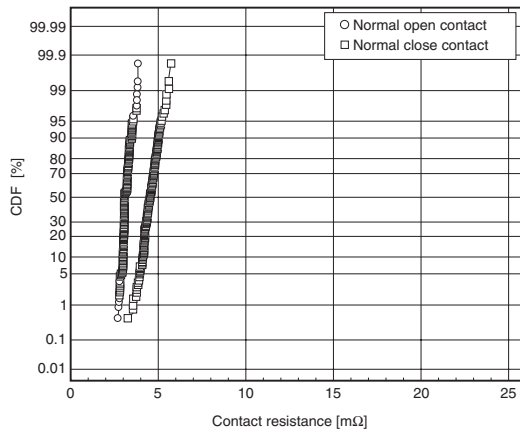
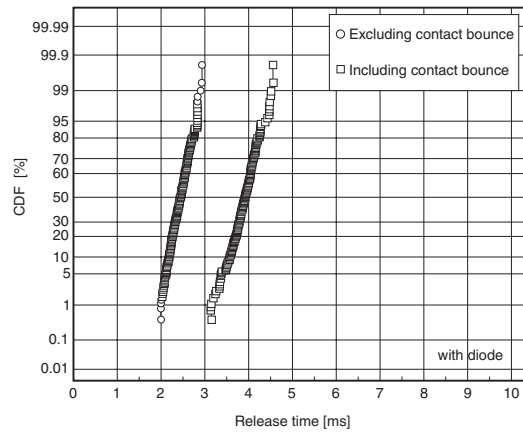
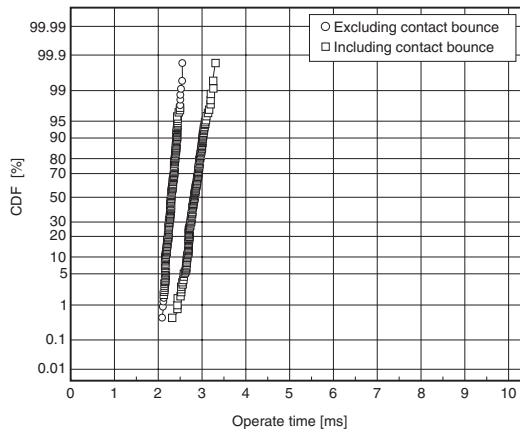
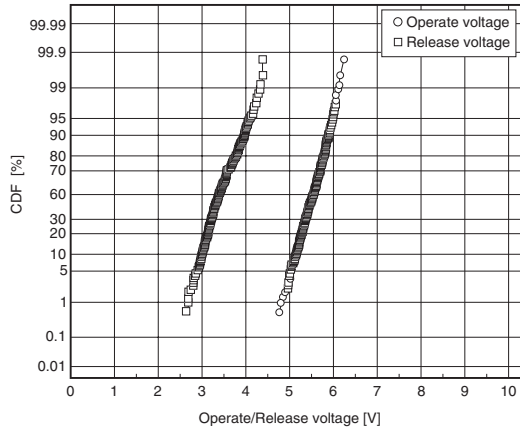
COIL TEMPERATURE RISE

Test piece : ET1-B3M1S



- All specifications in this catalog and production status of products are subject to change without notice. Prior to the purchase, please contact NEC Tokin for updated product data.
- Please request for a specification sheet for detailed product data prior to the purchase.
- Before using the product in this catalog, please read "Precautions" and other safety precautions listed in the printed version catalog.

RELAY CHARACTERISTICS DISTRIBUTION (INITIAL)

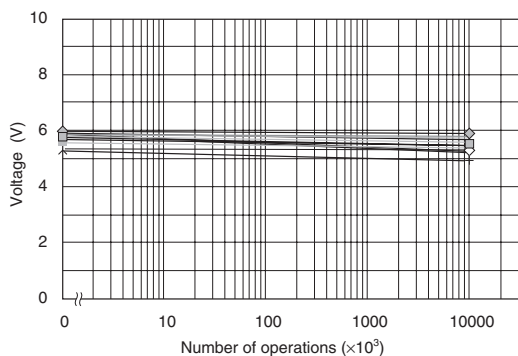


- All specifications in this catalog and production status of products are subject to change without notice. Prior to the purchase, please contact NEC Tokin for updated product data.
- Please request for a specification sheet for detailed product data prior to the purchase.
- Before using the product in this catalog, please read "Precautions" and other safety precautions listed in the printed version catalog.

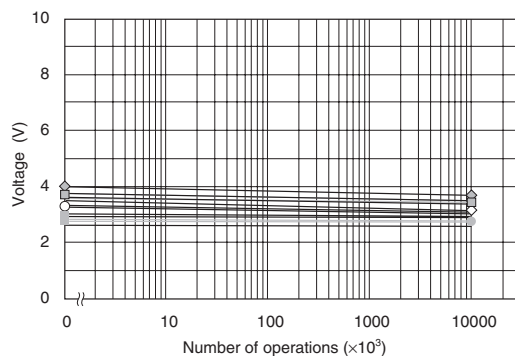
DURABILITY LIFE

Mechanical life test

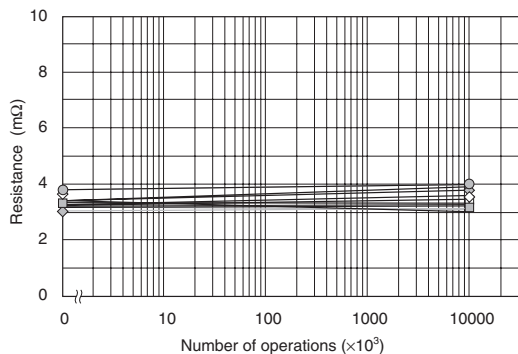
- Ambient temperature : 20 °C
- Frequency : 15 Hz (50 % duty)
- Contact load : No load
- Number of operations : 10×10^6
- Samples : ET2-B3M1S 10 pieces



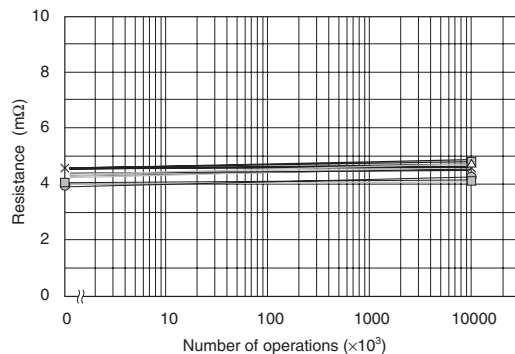
Operate Voltage



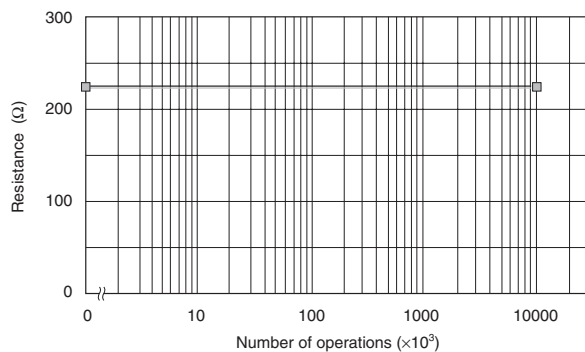
Release Voltage



Contact Resistance (N.O contact)



Contact Resistance (N.C contact)



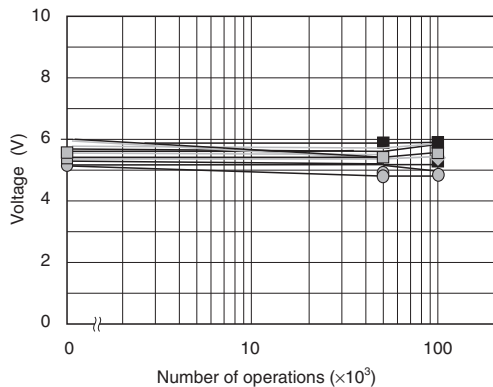
Coil resistance



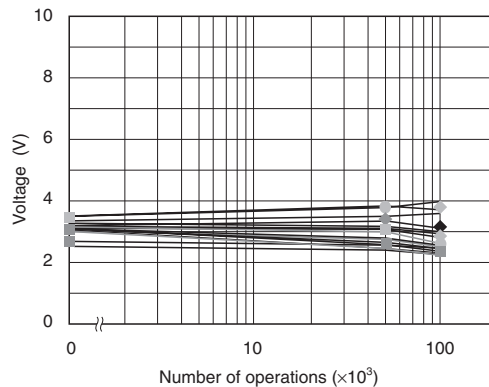
● All specifications in this catalog and production status of products are subject to change without notice. Prior to the purchase, please contact NEC Tokin for updated product data.
 ● Please request for a specification sheet for detailed product data prior to the purchase.
 ● Before using the product in this catalog, please read "Precautions" and other safety precautions listed in the printed version catalog.

Electrical life test (1)

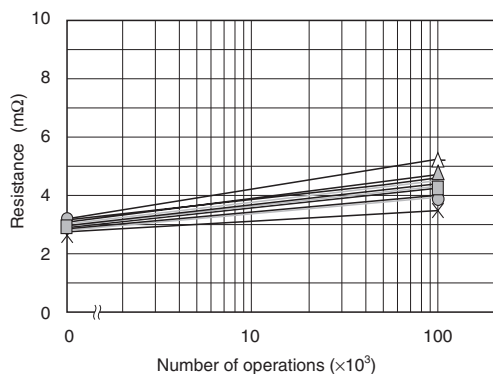
- Ambient temperature : 20 °C
- Frequency : 0.2s ON/9.8s OFF, 0.1 Hz
- Contact load : 14 VDC, 20A, Power window motor load, locked
- Number of operations : 100×10^3
- Samples : ET2-B3M1S 10 pieces



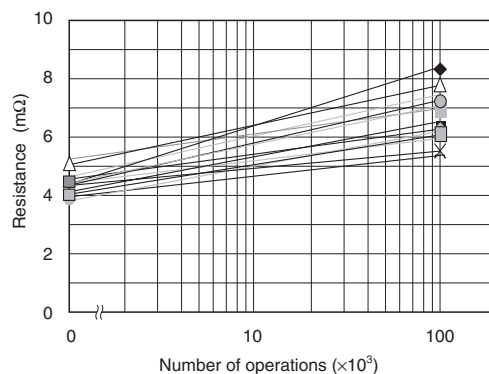
Operate Voltage



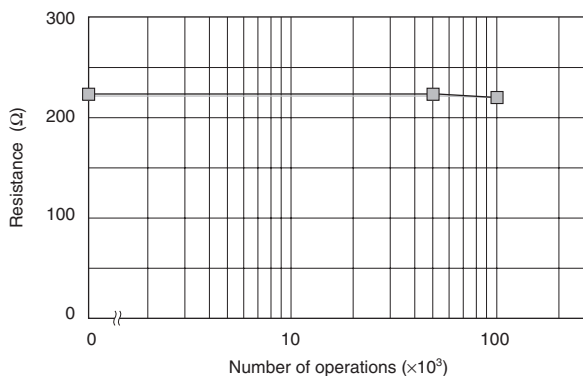
Release Voltage



Contact Resistance (N.O contact)



Contact Resistance (N.C contact)



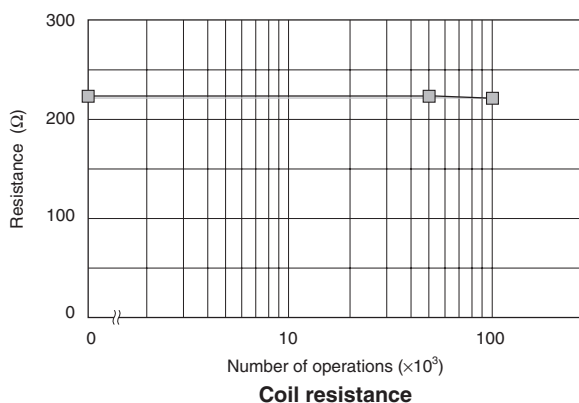
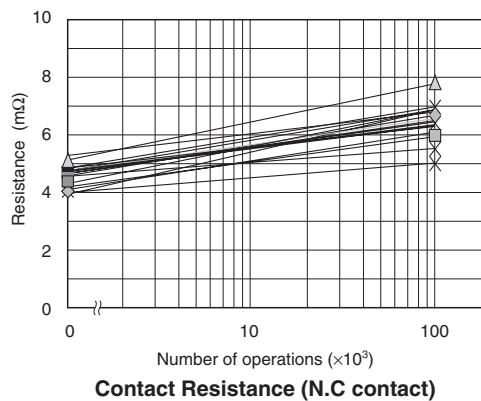
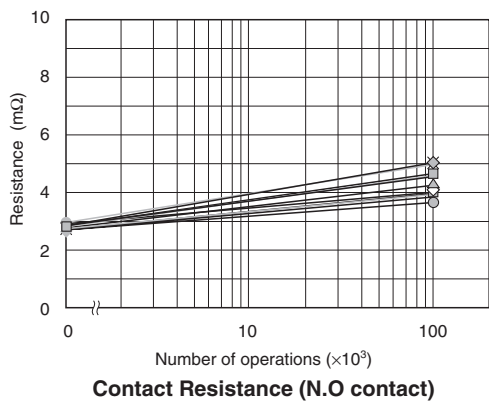
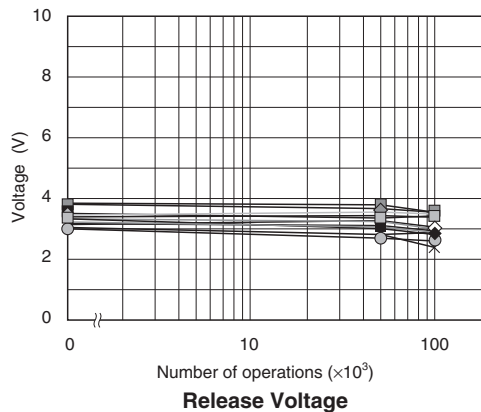
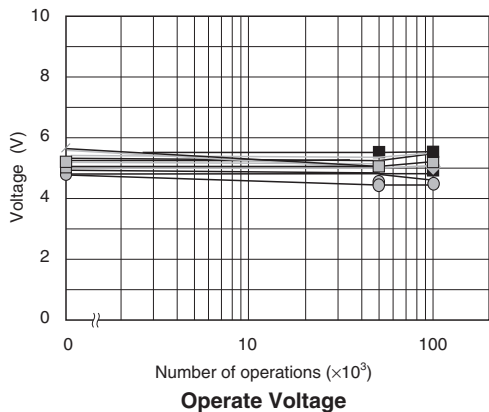
Coil resistance



● All specifications in this catalog and production status of products are subject to change without notice. Prior to the purchase, please contact NEC Tokin for updated product data.
 ● Please request for a specification sheet for detailed product data prior to the purchase.
 ● Before using the product in this catalog, please read "Precautions" and other safety precautions listed in the printed version catalog.

Electrical life test (2)

- Ambient temperature : 20 °C
- Frequency : 0.2s ON/9.8s OFF, 0.1 Hz
- Contact load : 14 VDC, 20A, Power window motor load, Unlocked
- Number of operations : 100×10^3
- Samples : ET2-B3M1S 10 pieces



● All specifications in this catalog and production status of products are subject to change without notice. Prior to the purchase, please contact NEC Tokin for updated product data.
 ● Please request for a specification sheet for detailed product data prior to the purchase.
 ● Before using the product in this catalog, please read "Precautions" and other safety precautions listed in the printed version catalog.

[MEMO]



- All specifications in this catalog and production status of products are subject to change without notice. Prior to the purchase, please contact NEC Tokin for updated product data.
- Please request for a specification sheet for detailed product data prior to the purchase.
- Before using the product in this catalog, please read "Precautions" and other safety precautions listed in the printed version catalog.

[MEMO]



- All specifications in this catalog and production status of products are subject to change without notice. Prior to the purchase, please contact NEC Tokin for updated product data.
- Please request for a specification sheet for detailed product data prior to the purchase.
- Before using the product in this catalog, please read "Precautions" and other safety precautions listed in the printed version catalog.

[MEMO]



- All specifications in this catalog and production status of products are subject to change without notice. Prior to the purchase, please contact NEC Tokin for updated product data.
- Please request for a specification sheet for detailed product data prior to the purchase.
- Before using the product in this catalog, please read "Precautions" and other safety precautions listed in the printed version catalog.

No part of this document may be copied or reproduced in any form or by any means without the prior written consent of NEC/TOKIN Corporation. NEC/TOKIN Corporation assumes no responsibility for any errors which may appear in this document.

NEC/TOKIN Corporation does not assume any liability for infringement of patents, copyrights or other intellectual property rights of third parties by or arising from use of a device described herein or any other liability arising from use of such device. No license, either express, implied or otherwise, is granted under any patents, copyrights or other intellectual property rights of NEC/TOKIN Corporation or others.

While NEC/TOKIN Corporation has been making continuous effort to enhance the reliability of its electronic components, the possibility of defects cannot be eliminated entirely. To minimize risks of damage or injury to persons or property arising from a defect in an NEC/TOKIN electronic component, customers must incorporate sufficient safety measures in its design, such as redundancy, fire-containment, and anti-failure features. NEC/TOKIN devices are classified into the following three quality grades:

"Standard," "Special," and "Specific". The Specific quality grade applies only to devices developed based on a customer designated "quality assurance program" for a specific application. The recommended applications of a device depend on its quality grade, as indicated below. Customers must check the quality grade of each device before using it in a particular application.

Standard: Computers, office equipment, communications equipment, test and measurement equipment, audio and visual equipment, home electronic appliances, machine tools, personal electronic equipment and industrial robots

Special: Transportation equipment (automobiles, trains, ships, etc.), traffic control systems, anti-disaster systems, anti-crime systems, safety equipment and medical equipment (not specifically designed for life support)

Specific: Aircrafts, aerospace equipment, submersible repeaters, nuclear reactor control systems, life support systems or medical equipment for life support, etc.

The quality grade of NEC/TOKIN devices is "Standard" unless otherwise specified in NEC/TOKIN's Data Sheets or Data Books. If customers intend to use NEC/TOKIN devices for applications other than those specified for Standard quality grade, they should contact an NEC/TOKIN sales representative in advance.

(Note)

- (1) "NEC/TOKIN" as used in this statement means NEC/TOKIN Corporation and also includes its majority-owned subsidiaries.
- (2) "NEC/TOKIN electronic component products" means any electronic component product developed or manufactured by or for NEC/TOKIN (as defined above).

DE0202



- All specifications in this catalog and production status of products are subject to change without notice. Prior to the purchase, please contact NEC Tokin for updated product data.
- Please request for a specification sheet for detailed product data prior to the purchase.
- Before using the product in this catalog, please read "Precautions" and other safety precautions listed in the printed version catalog.

Mouser Electronics

Authorized Distributor

Click to View Pricing, Inventory, Delivery & Lifecycle Information:

NEC:

[ET1-B3M1S](#) [ET2-B3M1S](#)

Компания «Life Electronics» занимается поставками электронных компонентов импортного и отечественного производства от производителей и со складов крупных дистрибьюторов Европы, Америки и Азии.

С конца 2013 года компания активно расширяет линейку поставок компонентов по направлению коаксиальный кабель, кварцевые генераторы и конденсаторы (керамические, пленочные, электролитические), за счёт заключения дистрибьюторских договоров

Мы предлагаем:

- Конкурентоспособные цены и скидки постоянным клиентам.
- Специальные условия для постоянных клиентов.
- Подбор аналогов.
- Поставку компонентов в любых объемах, удовлетворяющих вашим потребностям.
- Приемлемые сроки поставки, возможна ускоренная поставка.
- Доставку товара в любую точку России и стран СНГ.
- Комплексную поставку.
- Работу по проектам и поставку образцов.
- Формирование склада под заказчика.
- Сертификаты соответствия на поставляемую продукцию (по желанию клиента).
- Тестирование поставляемой продукции.
- Поставку компонентов, требующих военную и космическую приемку.
- Входной контроль качества.
- Наличие сертификата ISO.

В составе нашей компании организован Конструкторский отдел, призванный помогать разработчикам, и инженерам.

Конструкторский отдел помогает осуществить:

- Регистрацию проекта у производителя компонентов.
- Техническую поддержку проекта.
- Защиту от снятия компонента с производства.
- Оценку стоимости проекта по компонентам.
- Изготовление тестовой платы монтаж и пусконаладочные работы.



Тел: +7 (812) 336 43 04 (многоканальный)

Email: org@lifeelectronics.ru