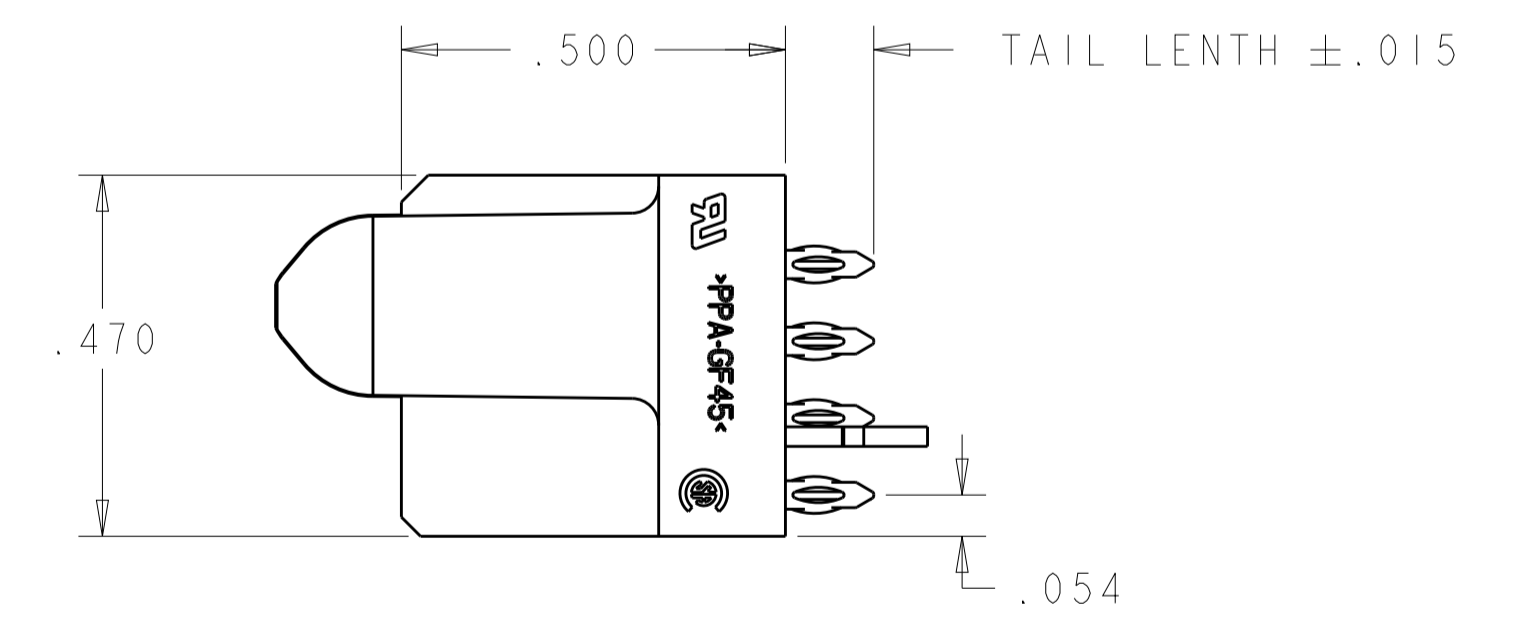
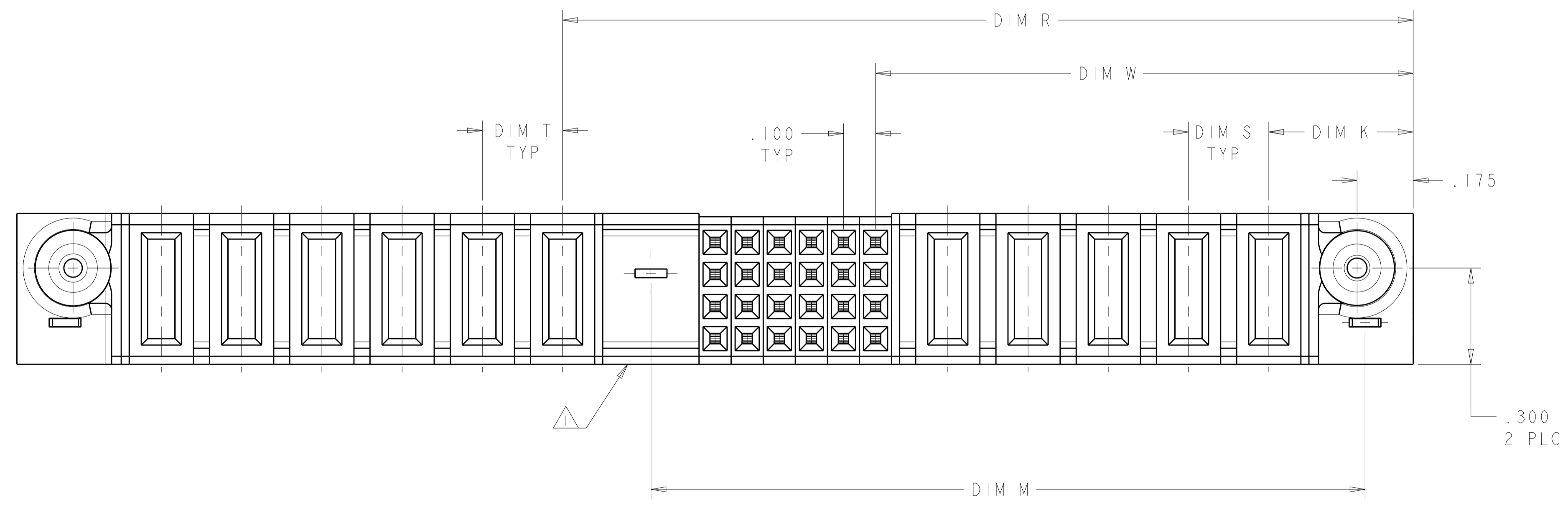
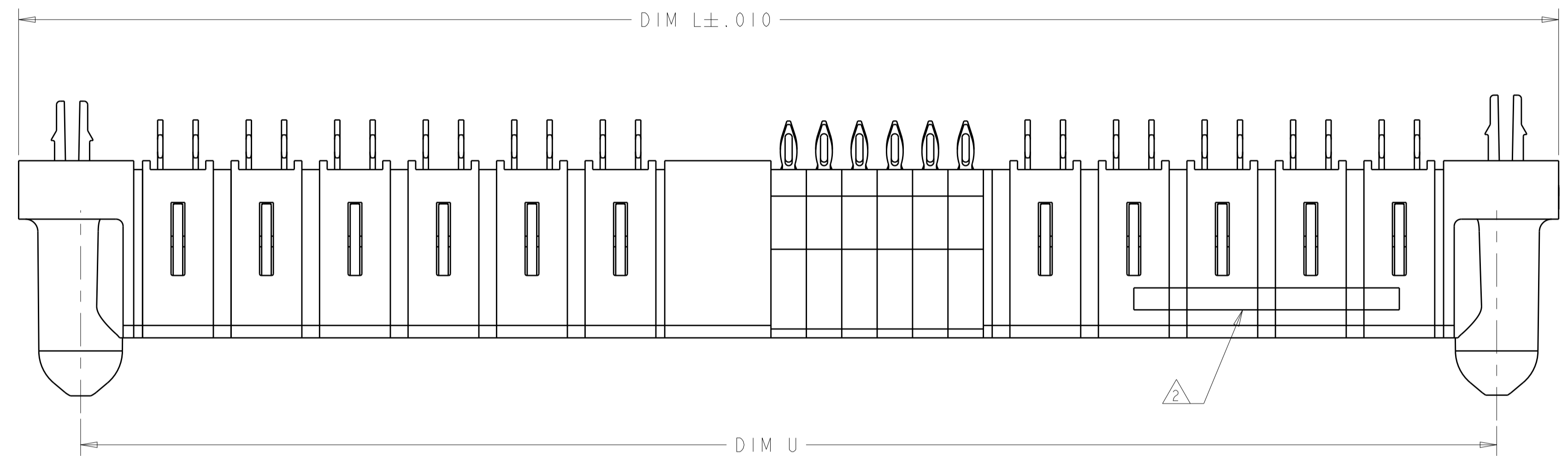
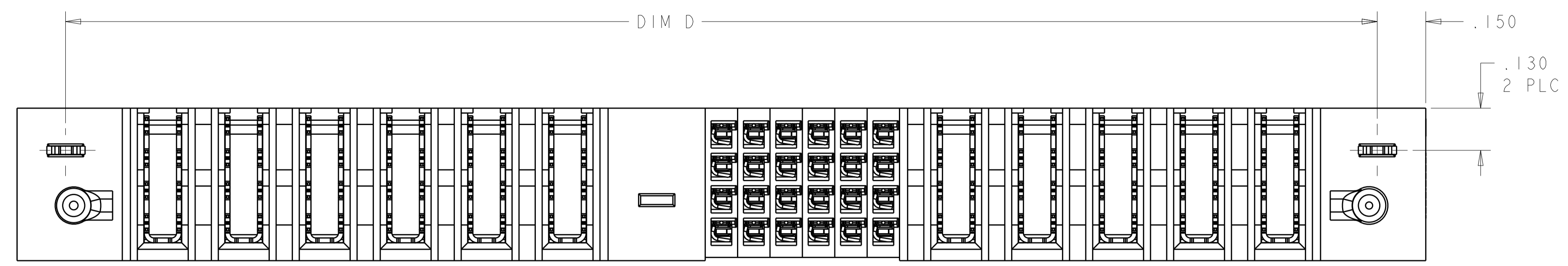


LOC	DIST	REVISIONS					
		P	LTH	DESCRIPTION	DATE	DMN	APVD
ES	00	K9		REV PER ECR-12-018831	30OCT2012	AY	SZ



- 1 OPTIONAL CENTER MODULE, WITH Ø.150 THRU HOLE OR HOLD DOWN FEATURE
- 2 "AMP", PART NUMBER AND DATE CODE TO BE MARKED IN AREA SHOWN PARTS UNDER 2.00 LONG MAY BE MARKED ON BOTH SIDES
- 3 MATERIAL: HOUSING - GLASS FILLED HIGH TEMP THERMO PLASTIC, UL94 V-0
 SIGNAL CONTACT - HIGH CONDUCTIVITY COPPER ALLOY
 POWER CONTACT - HIGH CONDUCTIVITY COPPER ALLOY
- 4 CONTACT PLATING: NOBLE METAL PLATING ON CONTACT FUNCTIONAL AREA OF POWER CONTACTS AND SIGNAL CONTACTS.
- 5 MECHANICAL CONNECTOR KEEP OUT ZONE
- 6 DATUM AND BASIC DIMENSIONS ESTABLISHED BY CUSTOMER
- 7 PCB - ALL HOLE DIAMETERS ARE FINISHED HOLE SIZES
- 8 PCB - 0.0453 ±.0010 DRILLED HOLES PLATED WITH .0003 MIN Sn OVER .001 TO .003 Cu PLATING TO ACHIEVE A .040 HOLE
- 9 VARIABLE DIMENSION SHOWN VIEW (SHEET 6)

THIS DRAWING IS A CONTROLLED DOCUMENT.		DMN R. GRZYBOWSKI CHK M. PERCHERKE APVD M. PERCHERKE	29APR05 29APR05	TE Connectivity NAME VERTICAL RECEPTACLE ASSEMBLY WITH GUIDES MULTI-BEAM XL
DIMENSIONS: INCHES	TOLERANCES UNLESS OTHERWISE SPECIFIED:	PRODUCT SPEC 108-1973 APPLICATION SPEC 114-13038	SIZE A1	
0 PLC ±. 1 PLC ±.01 2 PLC ±.01 3 PLC ±.005 4 PLC ±.0020 ANGLES ±.7°	FINISH 3 4	WEIGHT CUSTOMER DRAWING	CAGE CODE A100779	DRAWING NO C=6450540
SCALE 2:1		SHEET 1 OF 19		REV K9

THIS DRAWING IS UNPUBLISHED. RELEASED FOR PUBLICATION 20
 © COPYRIGHT 20 BY - ALL RIGHTS RESERVED.

LOC	DIST	REVISIONS					
		P	LTN	DESCRIPTION	DATE	OWN	APVD
ES	00	-	-	SEE SHEET 1	-	-	-

D	U	T	S	R	W	M	L	K	DESCRIPTION	PART NUMBER
1.350	1.300	-	-	1.200	.625	-	1.650	.450	1P + 20S + 1P	6-6450540-6
2.550	2.500	.250	.250	1.650	1.375	-	2.85	.450	4P + 8S + 4P	6-6450540-5
1.350	1.300	-	-	1.200	.625	-	1.650	.450	1P + 20S + 1P	6-6450540-2
-	3.300	.200	.200	2.200	1.625	-	3.650	.450	6P + 20S + 6P	6-6450540-1
2.950	2.900	.250	.250	2.050	1.375	-	3.250	.450	4P + 24S + 4P	6-6450540-0
2.050	2.000	.250	.250	1.650	.925	-	2.350	.450	2P + 24S + 2P	5-6450540-9
2.050	2.000	.250	.250	1.400	1.125	-	2.350	.450	3P + 8S + 3P	5-6450540-5
2.500	2.450	.250	.250	1.850	1.375	-	2.800	.450	4P + 16S + 3P	5-6450540-4
2.950	2.900	.250	.250	2.050	1.375	-	3.250	.450	4P + 24S + 4P	5-6450540-3
1.350	1.300	-	-	1.200	.675	-	1.650	.450	1P + 16S + 1P	5-6450540-2
1.750	1.700	.250	.250	1.350	.875	-	2.050	.450	2P + 16S + 2P	5-6450540-1
5.950	5.900	.250	.250	3.550	2.8750	-	6.250	.450	10P + 24S + 10P	5-6450540-0
5.150	5.100	.250	.250	3.250	2.375	-	5.450	.450	8P + 32S + 8P	4-6450540-9
1.250	1.200	-	-	1.100	.625	-	1.550	.450	1P + 16S + 1P	4-6450540-8
2.150	2.100	.250	.250	1.500	1.175	-	2.450	.450	3P + 8S + 3P	4-6450540-7
1.150	1.100	-	-	1.000	.675	-	1.450	.450	1P + 8S + 1P	4-6450540-6
-	-	-	.200	-	-	-	2.820	.450	12HDP	4-6450540-5
-	-	.200	.200	2.600	1.625	-	3.970	.450	6HDP + 36S + 7HDP	4-6450540-4
2.65	2.60	.250	.250	2.250	1.625	-	2.950	.450	5P + 20S + 2P	(E) 4-6450540-3
-	-	-	.200	-	-	-	2.620	.450	11HDP	(E) 4-6450540-2
-	-	.200	.200	2.600	1.625	-	3.770	.450	6P + 36S + 6P	4-6450540-1
-	-	.200	.200	4.500	3.425	-	7.470	.450	15P + 40S + 15P	4-6450540-0
-	-	.200	.200	-	-	-	7.470	-	15P + 40S + 15P	(D) 3-6450540-9
4.650	4.600	.250	.250	3.250	1.875	-	4.950	.450	6P + 52S + 6P	(D) 2-6450540-7
1.950	1.900	-	-	1.550	.875	-	2.250	.450	2P + 24S + 2P	(D) 2-6450540-5
2.450	2.400	.250	.250	1.800	1.125	-	2.750	.450	3P + 24S + 3P	(D) 2-6450540-0
-	1.575	-	-	1.425	.700	-	1.925	.475	1P + 24S + 1P	(E) 1-6450540-8
-	5.450	(10)	(10)	3.075	2.425	-	5.800	.425	10P + 24S + 12P	1-6450540-4
3.250	3.200	.200	.200	2.125	1.575	-	3.550	.425	6P + 20S + 6P	1-6450540-2
-	2.850	.250	.250	2.000	1.125	-	3.200	.450	3P + 32S + 4P	1-6450540-1
1.950	1.900	.250	.250	1.550	.875	-	2.250	.450	2P + 24S + 2P	1-6450540-0
-	1.400	.250	.250	1.300	.625	-	1.750	.450	1P + 24S + 1P	6450540-7
-	2.400	.250	.250	2.050	1.375	-	2.750	.450	4P + 24S + 2P	6450540-6
-	3.100	.250	.250	2.000	1.625	-	3.450	.450	5P + 12S + 5P	6450540-5
-	3.400	.250	.250	2.050	1.375	-	3.750	.450	4P + 24S + 6P	6450540-4
-	7.400	.250	.250	5.050	2.875	-	7.750	.450	10P + 84S + 10P	6450540-3
-	4.000	.250	.250	2.650	1.675	2.225	4.350	.450	5P+24S+1M+6P	6450540-2
-	1.575	-	-	1.425	.700	-	1.925	.475	1P + 24S + 1P	6450540-1

THIS DRAWING IS A CONTROLLED DOCUMENT.

OWNER: R. GRZYBOWSKI 29APR05
 CHK: M. PERCHERKE 29APR05
 APVD: M. PERCHERKE

STE TE Connectivity

NAME: VERTICAL RECEPTACLE ASSEMBLY WITH GUIDES MULTI-BEAM XL

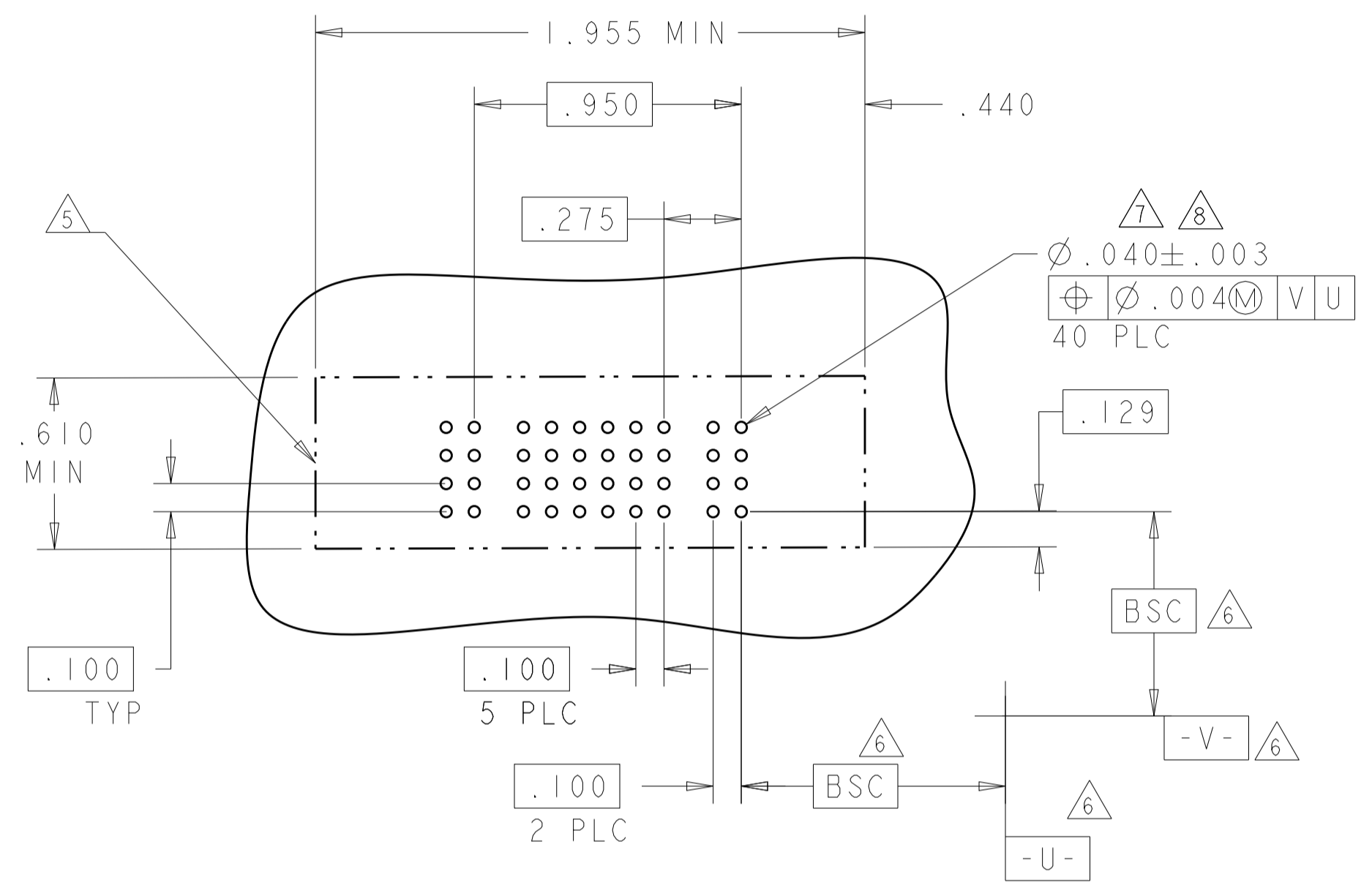
PRODUCT SPEC: 108-1973
 APPLICATION SPEC: 114-13038

SIZE: A100779 C=6450540
 SCALE: 2:1 SHEET 2 OF 19 REV: K9

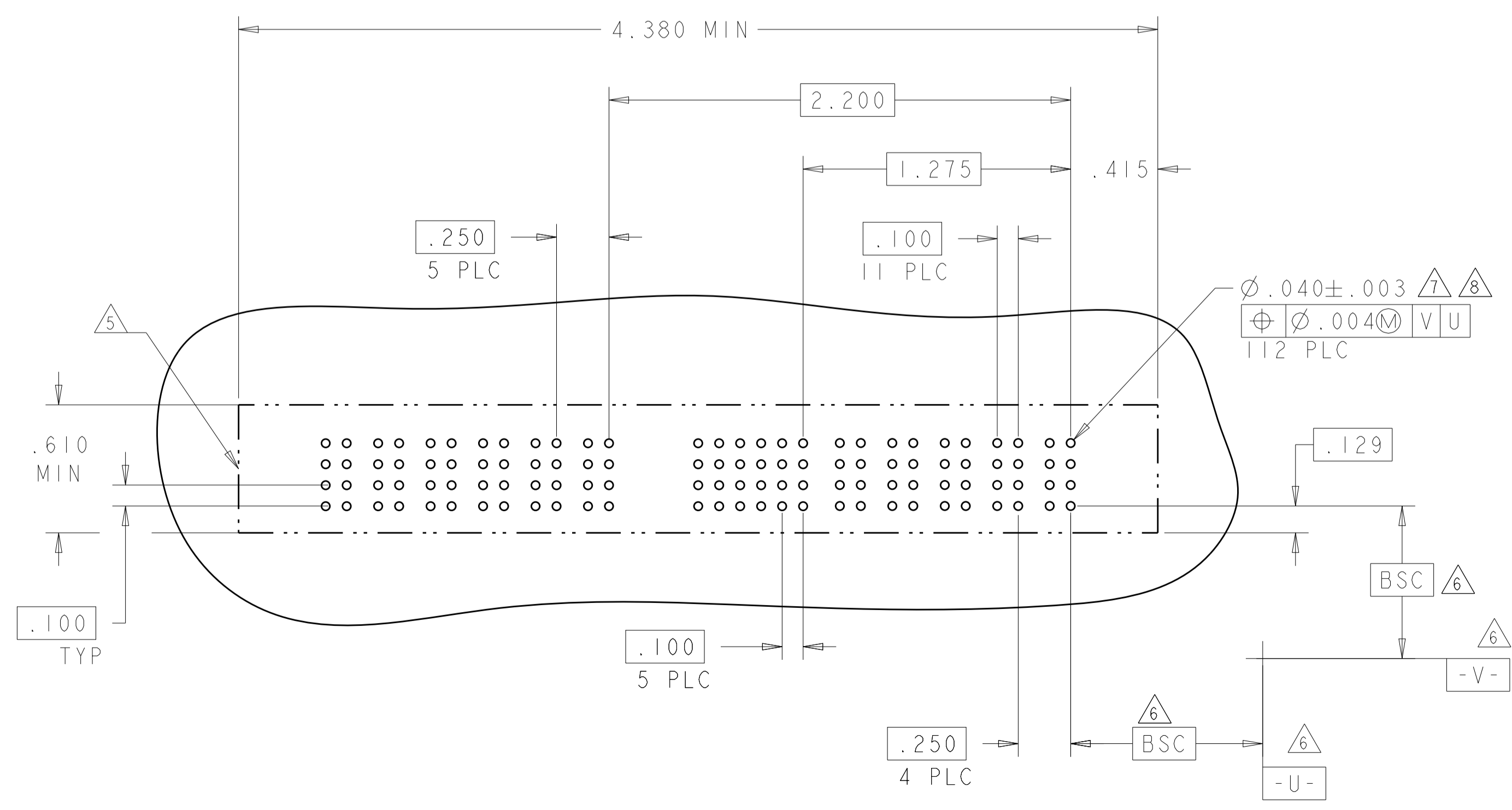
CUSTOMER DRAWING

LOC	DIST	REV	DATE	APPV
ES	00			

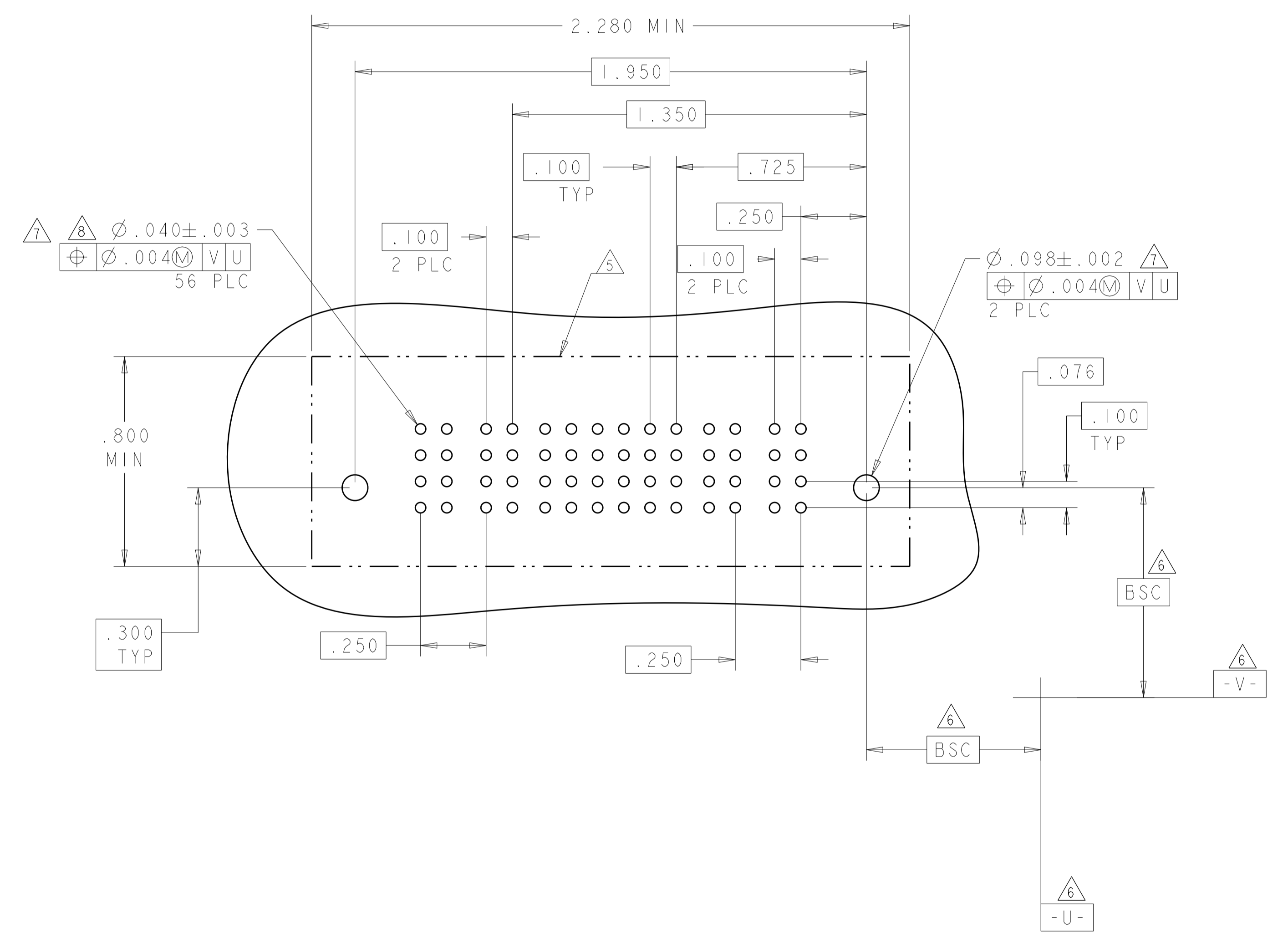
PART NUMBER	ROWS	POWER		SIGNAL						POWER			
		P2	P1	6	5	4	3	2	1	P2	P1		
6450540-1	D C B A	GP	GP	AP	AP	AP	AP	AP	AP	AP	AP	GP	GP
				AP	AP	AP	AP	AP	AP	AP	AP		
				AP	AP	AP	AP	AP	AP	AP	AP		
IP + 24S + IP													



PART NUMBER	ROWS	POWER						SIGNAL						POWER						
		P11	P10	P9	P8	P7	P6	M1	6	5	4	3	2	1	P5	P4	P3	P2	P1	
6450540-2	D C B A	GP	GP	GP	GP	GP	GP	AP	AP	AP	AP	AP	AP	AP	AP	GP	GP	GP	GP	GP
								AP	AP	AP	AP	AP	AP	AP	AP					
								AP	AP	AP	AP	AP	AP	AP	AP					
								AP	AP	AP	AP	AP	AP	AP	AP					
5P + 24S + 1M + 6P																				




PART NUMBER	ROWS	POWER		SIGNAL						POWER			
		P4	P3	6	5	4	3	2	1	P2	P1		
2-6450540-5	D C B A	GP	GP	AP	AP	AP	AP	AP	AP	AP	AP	GP	GP
				AP	AP	AP	AP	AP	AP	AP	AP		
				AP	AP	AP	AP	AP	AP	AP	AP		
2P + 24S + 2P													



VS	STD POWER PRESSFIT CONTACT .115 LG
VP	MFBL POWER PRESSFIT CONTACT .115 LG
GS	STD POWER PRESSFIT CONTACT .135 LG
GP	MFBL POWER PRESSFIT CONTACT .135 LG
P	SIGNAL PRESSFIT CONTACT .115 LG
AP	SIGNAL PRESSFIT CONTACT .135 LG
CODE	TAIL LENGTH

CONTACT TABLE

THIS DRAWING IS A CONTROLLED DOCUMENT.		DWN	R. GRZYBOWSKI	29APR05
DIMENSIONS: INCHES		CHK	M. PERCHERKE	29APR05
TOLERANCES UNLESS OTHERWISE SPECIFIED:		APVD	M. PERCHERKE	
0 PLC ±.01		PRODUCT SPEC		
1 PLC ±.01		APPLICATION SPEC		
2 PLC ±.005		SIZE	CAGE CODE	DRAWING NO
3 PLC ±.002		114-13038		
4 PLC ±.002		WEIGHT		
ANGLES ±.020		CUSTOMER DRAWING		
FINISH		SCALE	2:1	SHEET 3 OF 19



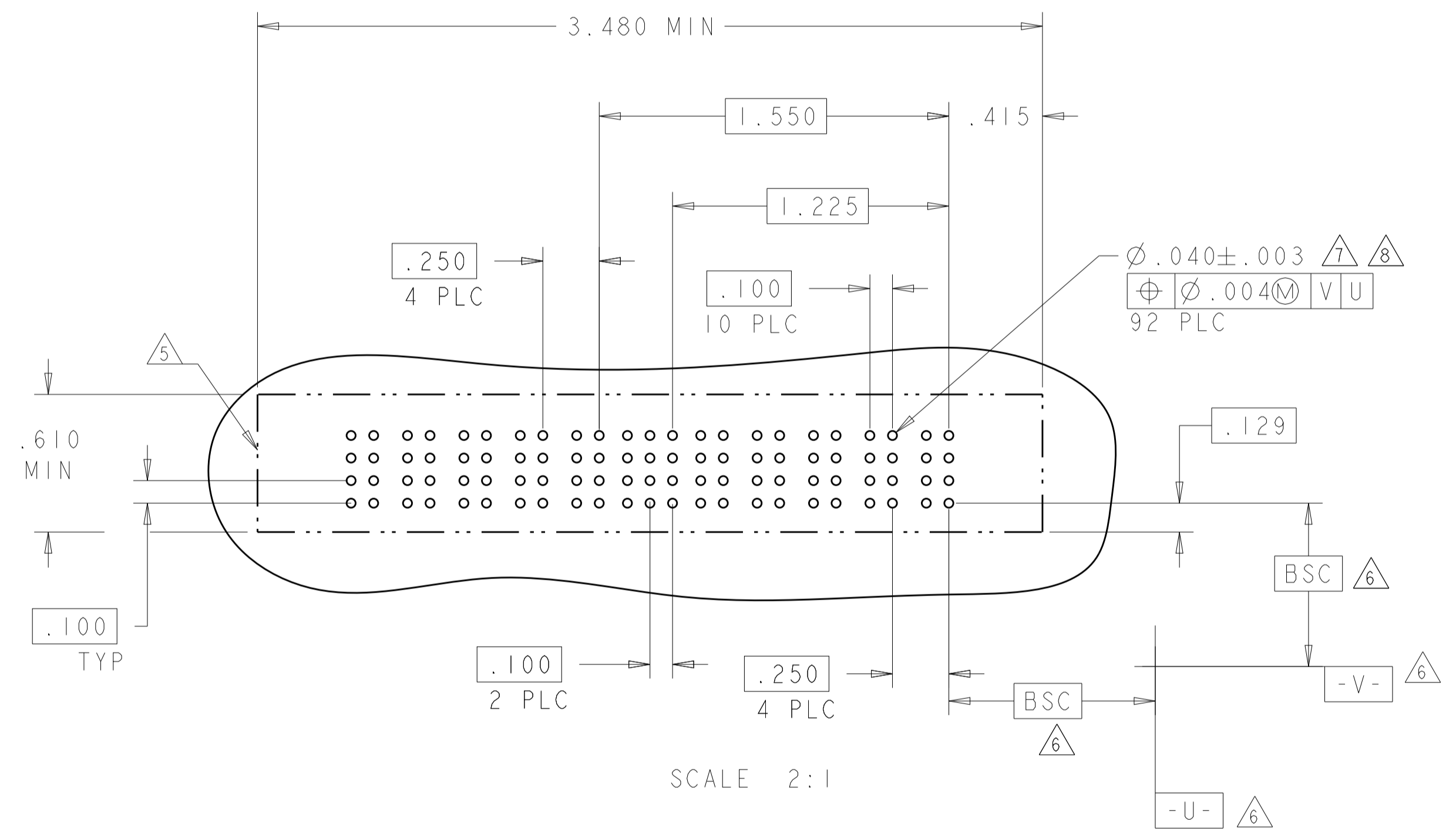
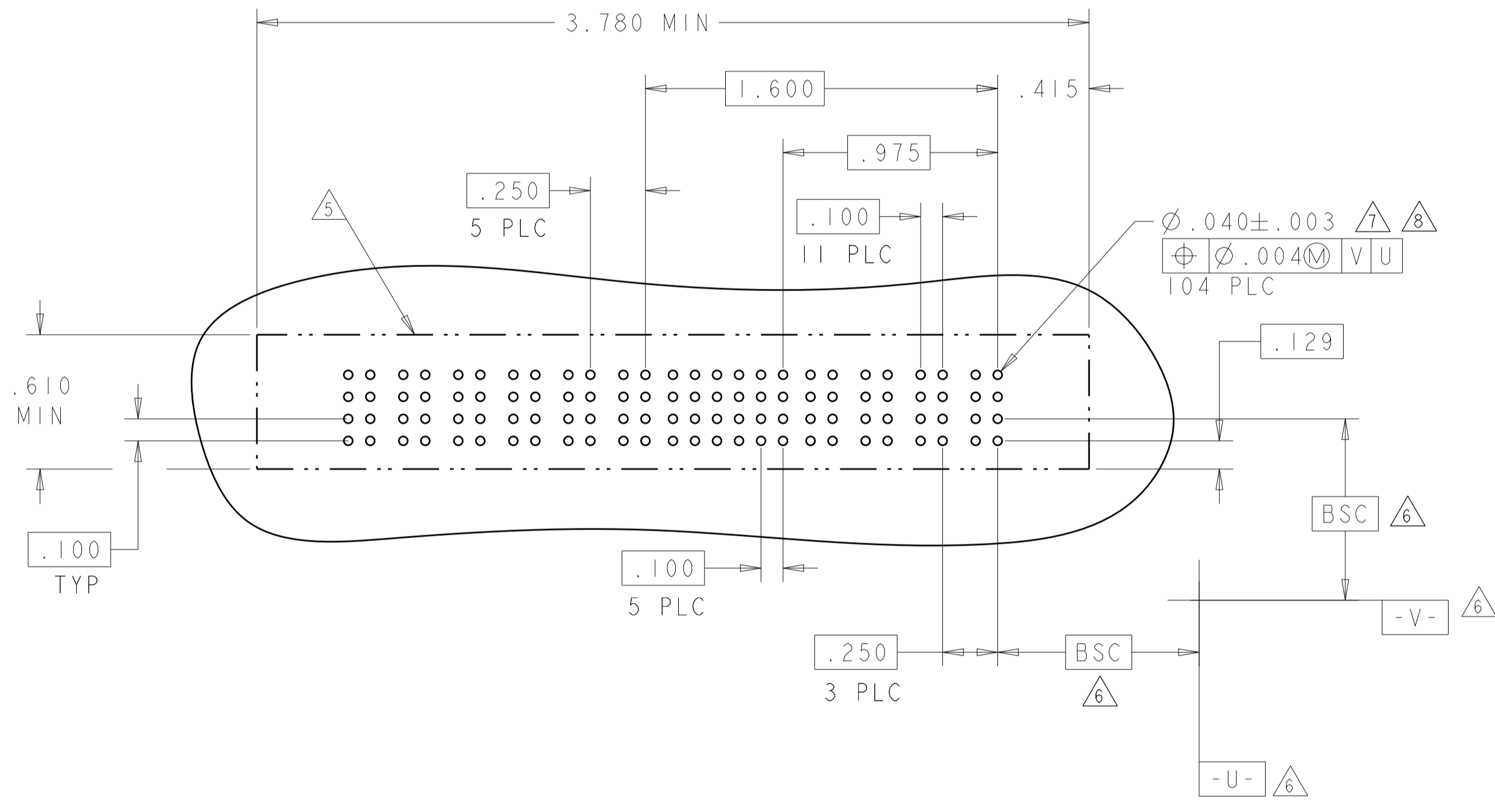
VERTICAL RECEPTACLE ASSEMBLY WITH GUIDES MULTI-BEAM XL

A100779C=6450540

LOC	DIST	REVISIONS			
P	LTN	DESCRIPTION	DATE	DMN	APVD
ES	00	SEE SHEET 1	-	-	-

PART NUMBER	ROWS	POWER						SIGNAL						POWER			
		P10	P9	P8	P7	P6	P5	6	5	4	3	2	1	P4	P3	P2	P1
6450540-4	DCBA	GP	GP	GP	GP	GP	GP	AP	AP	AP	AP	AP	AP	GP	GP	GP	GP
		GP	GP	GP	GP	GP	GP	AP	AP	AP	AP	AP	AP	GP	GP	GP	GP
		GP	GP	GP	GP	GP	GP	AP	AP	AP	AP	AP	AP	GP	GP	GP	GP
		GP	GP	GP	GP	GP	GP	AP	AP	AP	AP	AP	AP	GP	GP	GP	GP
4P + 24S + 6P																	

PART NUMBER	ROWS	POWER					SIGNAL			POWER				
		P10	P9	P8	P7	P6	3	2	1	P5	P4	P3	P2	P1
6450540-5	DCBA	GP	GP	GP	GP	GP	AP	AP	AP	GP	GP	GP	GP	GP
		GP	GP	GP	GP	GP	AP	AP	AP	GP	GP	GP	GP	GP
		GP	GP	GP	GP	GP	AP	AP	AP	GP	GP	GP	GP	GP
		GP	GP	GP	GP	GP	AP	AP	AP	GP	GP	GP	GP	GP
5P + 12S + 5P														



GP	MFBL POWER PRESSFIT CONTACT .135 LG
AP	SIGNAL PRESSFIT CONTACT .135 LG
CODE	TAIL LENGTH
CONTACT TABLE	

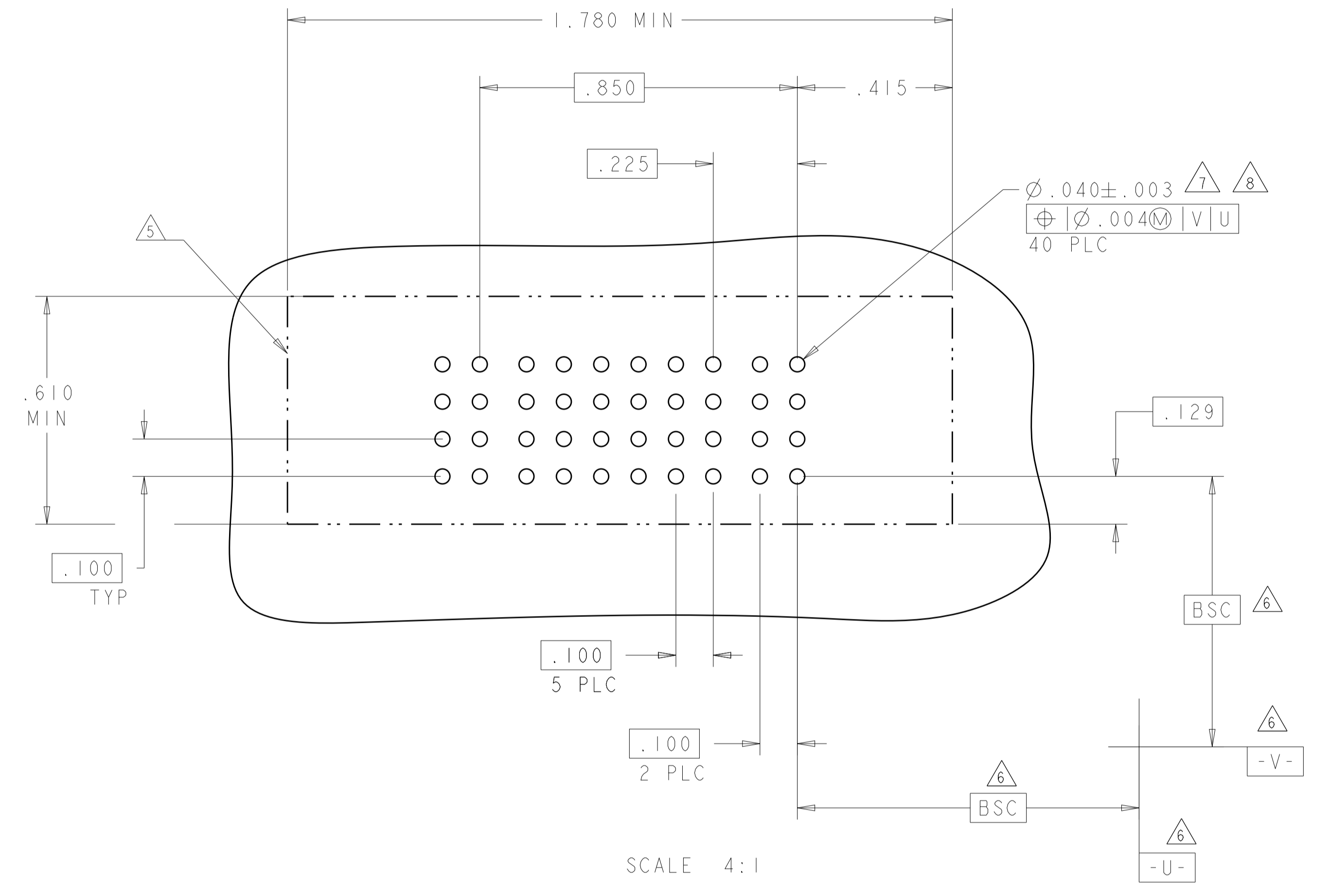
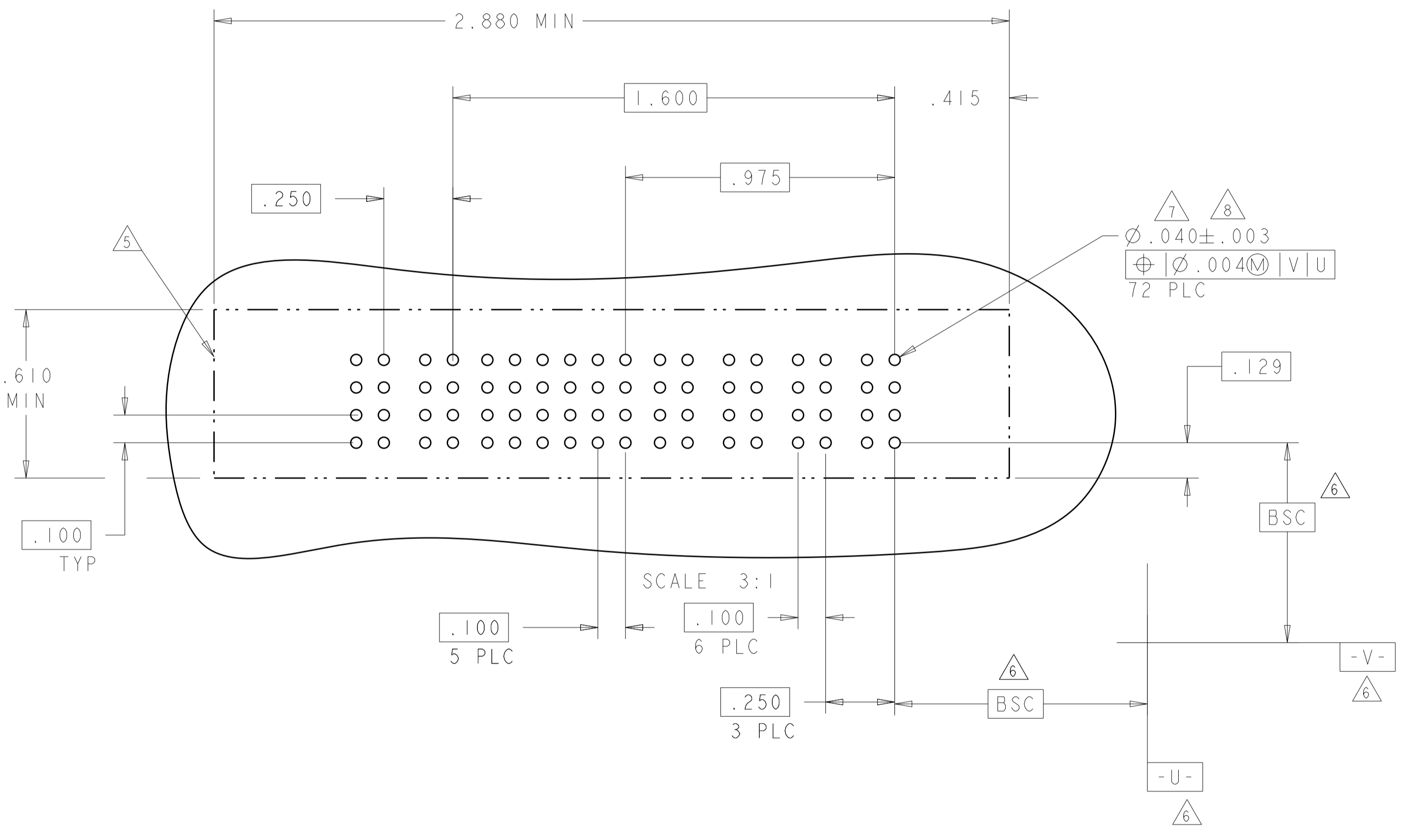
THIS DRAWING IS A CONTROLLED DOCUMENT.		DMN: R. GRZYBOWSKI 29APR05		TE Connectivity
DIMENSIONS: INCHES		CHK: M. PERCHERKE 29APR05		NAME: VERTICAL RECEPTACLE ASSEMBLY WITH GUIDES MULTI-BEAM XL
TOLERANCES UNLESS OTHERWISE SPECIFIED:		APVD: M. PERCHERKE	PRODUCT SPEC: 108-1973	RESTRICTED TO:
0 PLC ±.01 1 PLC ±.01 2 PLC ±.01 3 PLC ±.005 4 PLC ±.002 ANGLES ±.020		APPLICATION SPEC: 114-13038	SIZE: A1	CAGE CODE: 6450540
MATERIAL: FINISH: *		WEIGHT: -	CUSTOMER DRAWING	SCALE: 2:1 SHEET 5 OF 19 REV: K9

LOC	DIST	REV	DATE	APPV
ES	00			

REVISIONS		DATE	OWN	APPV
	SEE SHEET 1			

PART NUMBER	ROWS	POWER		SIGNAL						POWER					
		P6	P5	6	5	4	3	2	1	P4	P3	P2	P1		
6450540-6	D C B A	GP	GP	AP	AP	AP	AP	AP	AP	AP	AP	GP	GP	GP	GP
				AP	AP	AP	AP	AP	AP	AP	AP				
				AP	AP	AP	AP	AP	AP	AP	AP				
				AP	AP	AP	AP	AP	AP	AP	AP				
4P + 24S + 2P															

PART NUMBER	ROWS	POWER		SIGNAL						POWER		
		P2	6	5	4	3	2	1	P1			
6450540-7	D C B A	GP	GP	AP	AP	AP	AP	AP	AP	AP	AP	GP
				AP	AP	AP	AP	AP	AP	AP	AP	
				AP	AP	AP	AP	AP	AP	AP	AP	
				AP	AP	AP	AP	AP	AP	AP	AP	
IP + 24S + IP												

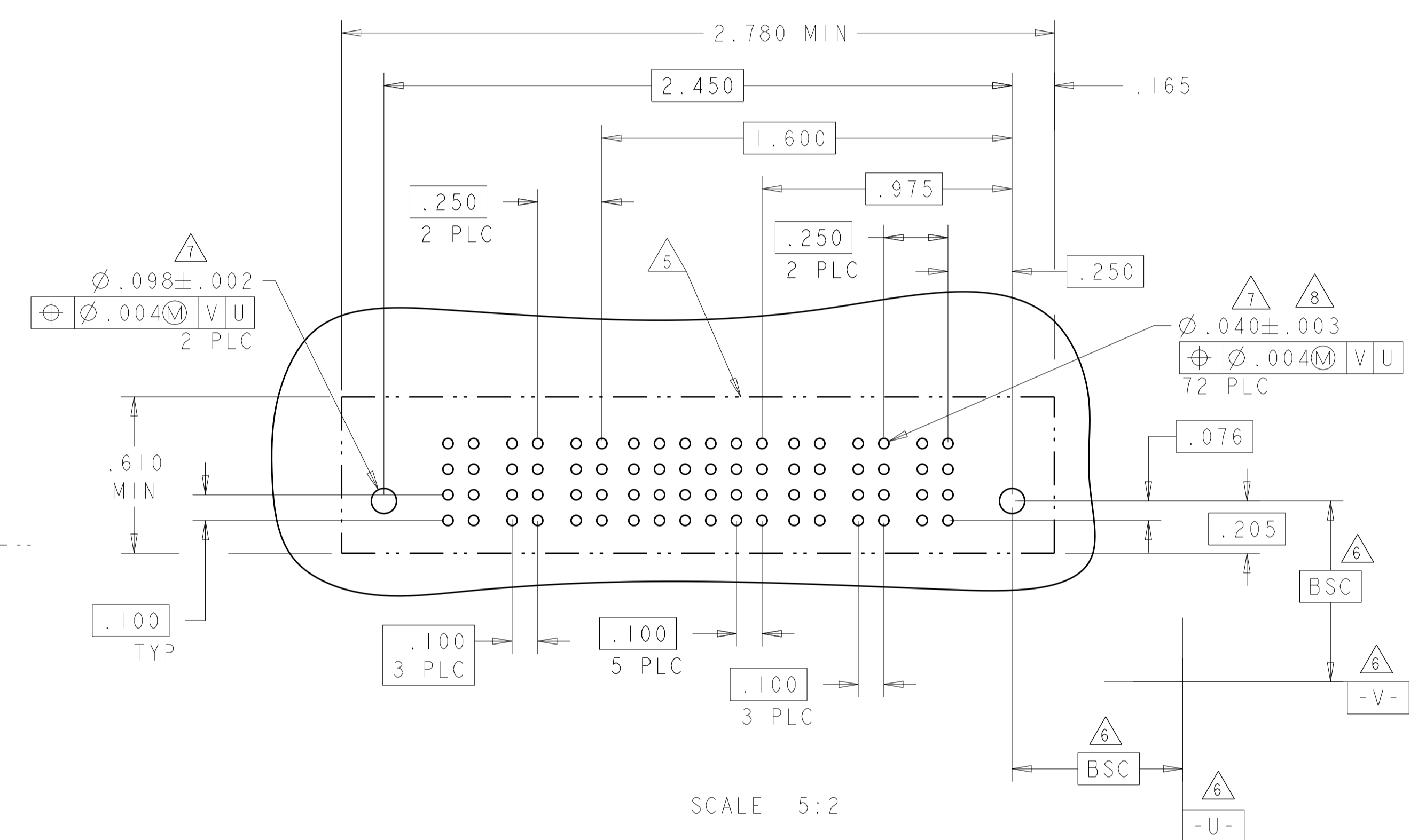
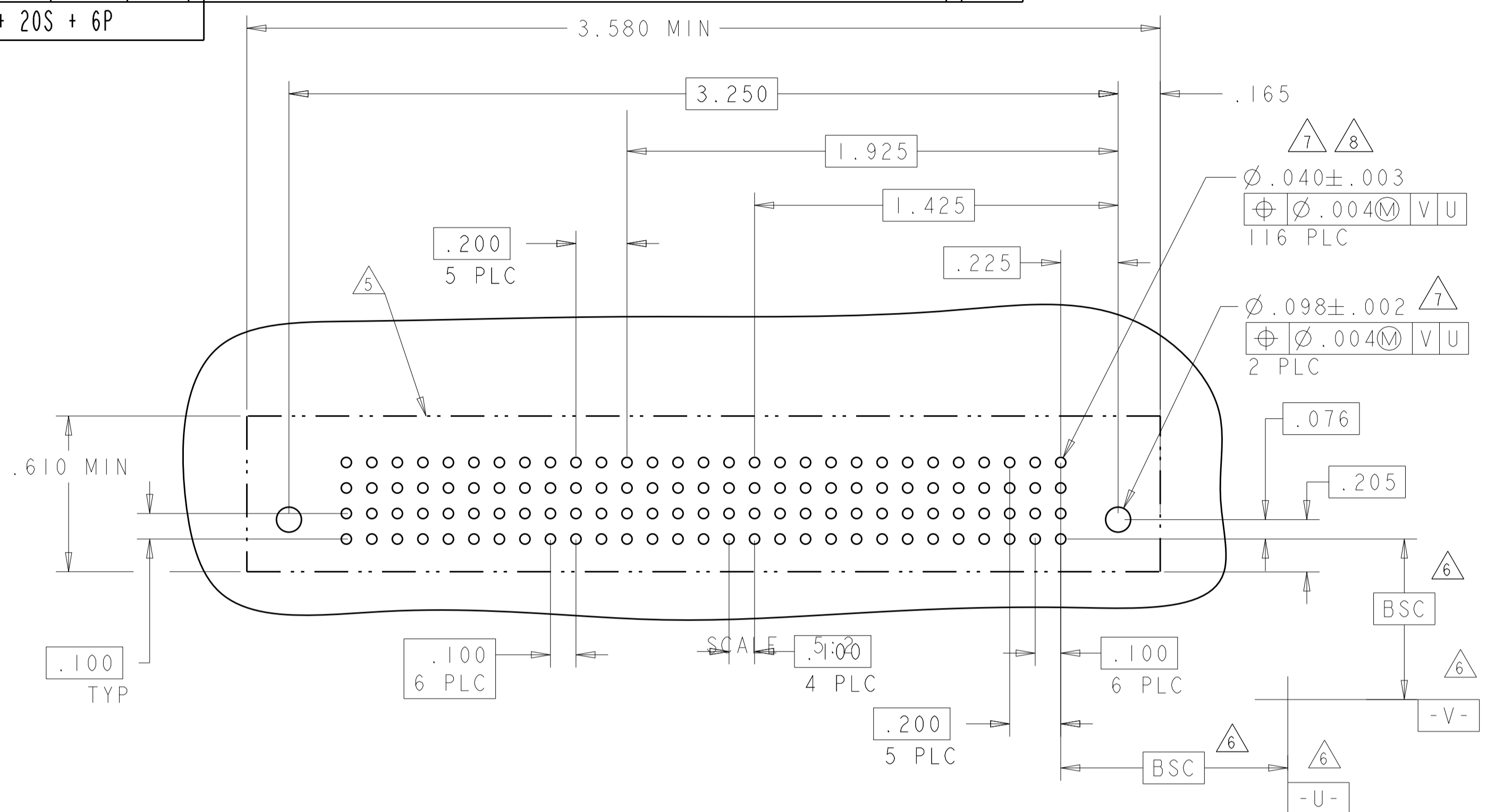


THIS DRAWING IS A CONTROLLED DOCUMENT.		OWN: R. GRZYBOWSKI 29APR05	 TE Connectivity
DIMENSIONS: INCHES		CHK: M. PERCHERKE 29APR05	
TOLERANCES UNLESS OTHERWISE SPECIFIED:		APVD: M. PERCHERKE	NAME: VERTICAL RECEPTACLE ASSEMBLY WITH GUIDES MULTI-BEAM XL
0 PLC ± .01		PRODUCT SPEC: 108-1973	SIZE: A1
1 PLC ± .01		APPLICATION SPEC: 114-13038	CAGE CODE: 6450540
2 PLC ± .005		WEIGHT: -	DRAWING NO: 6450540
3 PLC ± .0020		CUSTOMER DRAWING	SCALE: 2:1
ANGLES ± 0.25°			SHEET 6 OF 19
FINISH: -			REV: K9

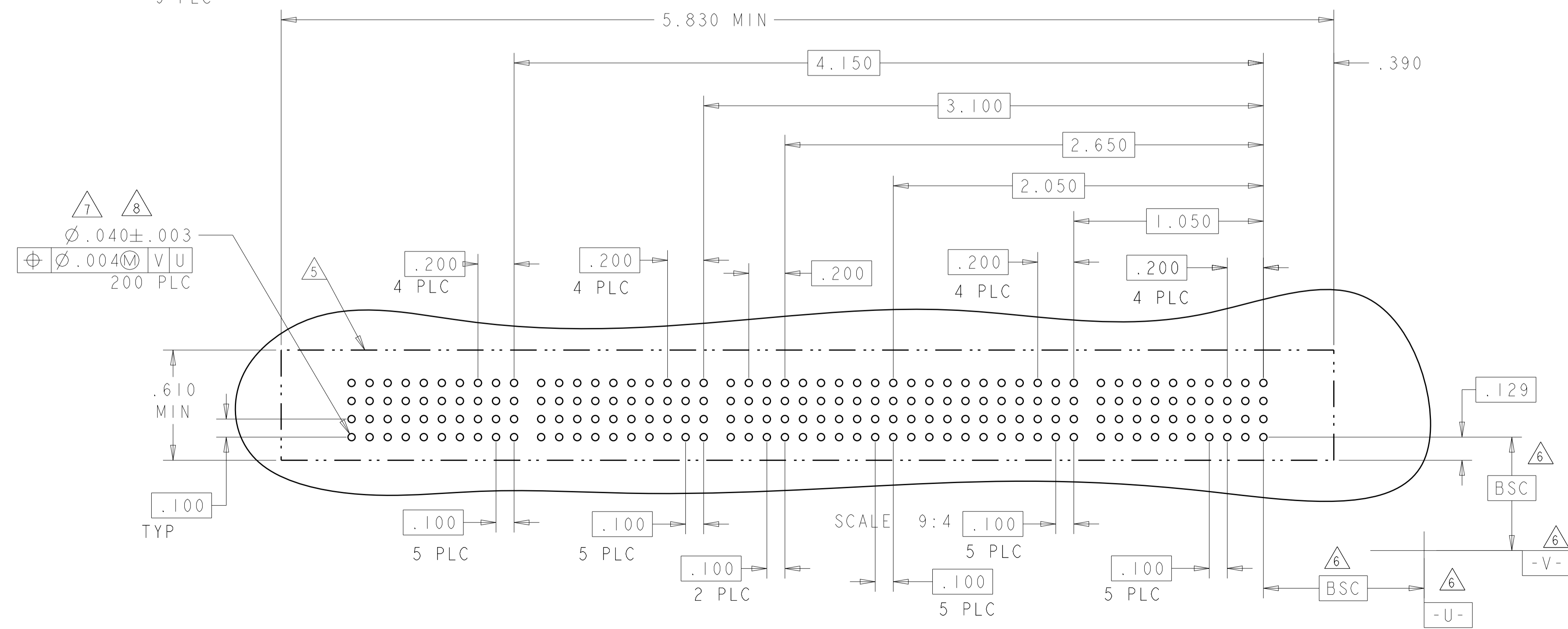
LOC	DIST	REVISIONS			
P	LTN	DESCRIPTION	DATE	OWN	APVD
ES	00	SEE SHEET 1			

PART NUMBER	ROWS	POWER						SIGNAL					POWER						
		P12	P11	P10	P9	P8	P7	5	4	3	2	1	P6	P5	P4	P3	P2	P1	
I-6450540-2	DCBA	GP	GP	GP	GP	GP	GP	AP	AP	AP	AP	AP	AP	GP	GP	GP	GP	GP	GP
		GP	GP	GP	GP	GP	GP	AP	AP	AP	AP	AP	AP	GP	GP	GP	GP	GP	GP
		GP	GP	GP	GP	GP	GP	AP	AP	AP	AP	AP	AP	GP	GP	GP	GP	GP	GP
		GP	GP	GP	GP	GP	GP	AP	AP	AP	AP	AP	AP	GP	GP	GP	GP	GP	GP

PART NUMBER	ROWS	POWER			SIGNAL						POWER				
		P6	P5	P4	6	5	4	3	2	1	P3	P2	P1		
2-6450540-0	DCBA	GP	GP	GP	AP	AP	AP	AP	AP	AP	AP	AP	GP	GP	GP
		GP	GP	GP	AP	AP	AP	AP	AP	AP	AP	AP	GP	GP	GP
		GP	GP	GP	AP	AP	AP	AP	AP	AP	AP	AP	GP	GP	GP
		GP	GP	GP	AP	AP	AP	AP	AP	AP	AP	AP	GP	GP	GP



PART NUMBER	ROWS	POWER										SIGNAL						POWER											
		P22	P21	P20	P19	P18	P17	P16	P15	P14	P13	P12	P11	6	5	4	3	2	1	P10	P9	P8	P7	P6	P5	P4	P3	P2	P1
I-6450540-4	DCBA	GP	GP	GP	GP	GP	GP	GP	GP	GP	GP	GP	AP	AP	AP	AP	AP	AP	AP	GP	GP	GP	GP	GP	GP	GP	GP	GP	GP
		GP	GP	GP	GP	GP	GP	GP	GP	GP	GP	GP	AP	AP	AP	AP	AP	AP	AP	GP	GP	GP	GP	GP	GP	GP	GP	GP	GP
		GP	GP	GP	GP	GP	GP	GP	GP	GP	GP	GP	AP	AP	AP	AP	AP	AP	AP	GP	GP	GP	GP	GP	GP	GP	GP	GP	GP
		GP	GP	GP	GP	GP	GP	GP	GP	GP	GP	GP	AP	AP	AP	AP	AP	AP	AP	GP	GP	GP	GP	GP	GP	GP	GP	GP	GP



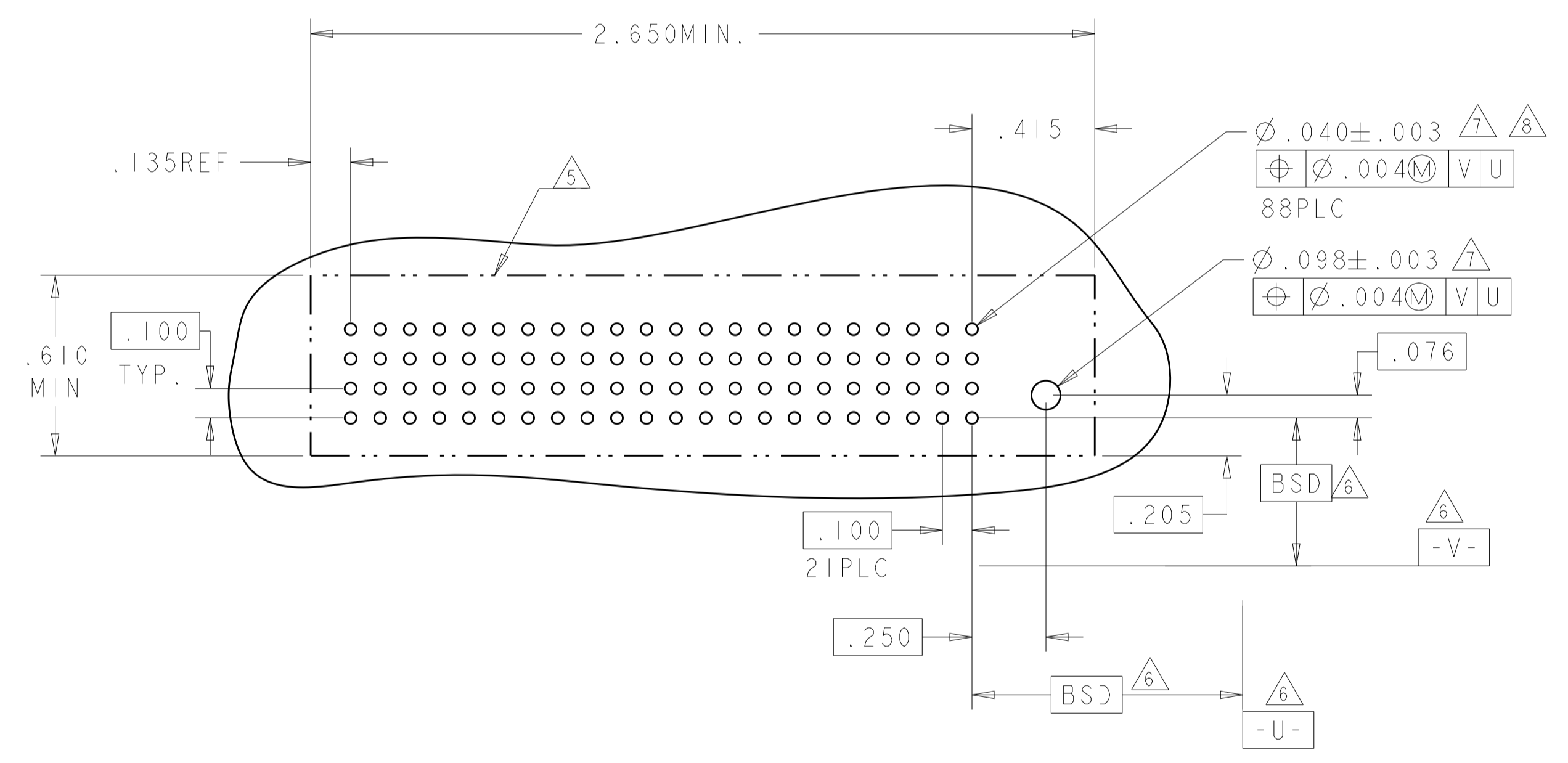
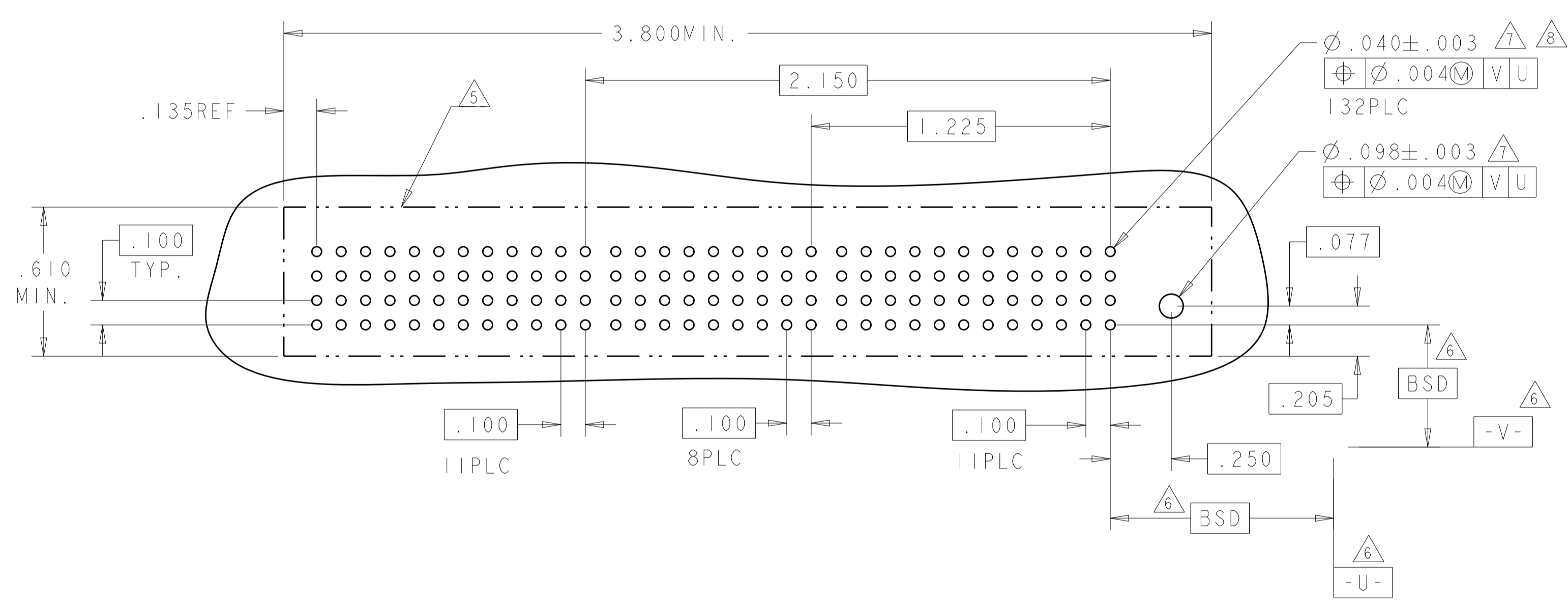
THIS DRAWING IS A CONTROLLED DOCUMENT.		OWN: R. GRZYBOWSKI 29APR05	TE Connectivity
DIMENSIONS: INCHES		CHK: M. PERCHERKE 29APR05	
TOLERANCES UNLESS OTHERWISE SPECIFIED:		APVD: M. PERCHERKE	VERTICAL RECEPTACLE ASSEMBLY WITH GUIDES MULTI-BEAM XL
0 PLC ± .01		PRODUCT SPEC	
1 PLC ± .01		108-1973	
2 PLC ± .01		APPLICATION SPEC	
3 PLC ± .005		SIZE: CAGE CODE DRAWING NO	RESTRICTED TO
4 PLC ± .005		114-13038	A100779C=6450540
5 PLC ± .002		WEIGHT	SCALE 2:1 SHEET 7 OF 19 REV K9
6 PLC ± .002		CUSTOMER DRAWING	

LOC	DIST	REV	DATE	BY	APPV
ES	00				

REVISIONS					
REV	DATE	DESCRIPTION	BY	APPV	DATE
-	-	SEE SHEET 1	-	-	-

PART NUMBER	ROWS	POWER						SIGNAL								POWER									
		P21	P20	P19	P18	P17	P16	9	8	7	6	5	4	3	2	1	P6	P5	P4	P3	P2	P1			
4-6450540-1	D C B A	GP	GP	GP	GP	GP	GP	AP	AP	AP	AP	AP	AP	AP	AP	AP	GP	GP	GP	GP	GP	GP			
		GP	GP	GP	GP	GP	GP	AP	AP	AP	AP	AP	AP	AP	AP	AP	GP	GP	GP	GP	GP	GP			
		GP	GP	GP	GP	GP	GP	AP	AP	AP	AP	AP	AP	AP	AP	AP	GP	GP	GP	GP	GP	GP			
		GP	GP	GP	GP	GP	GP	AP	AP	AP	AP	AP	AP	AP	AP	AP	GP	GP	GP	GP	GP	GP			
6HDP + 36S + 6HDP																									

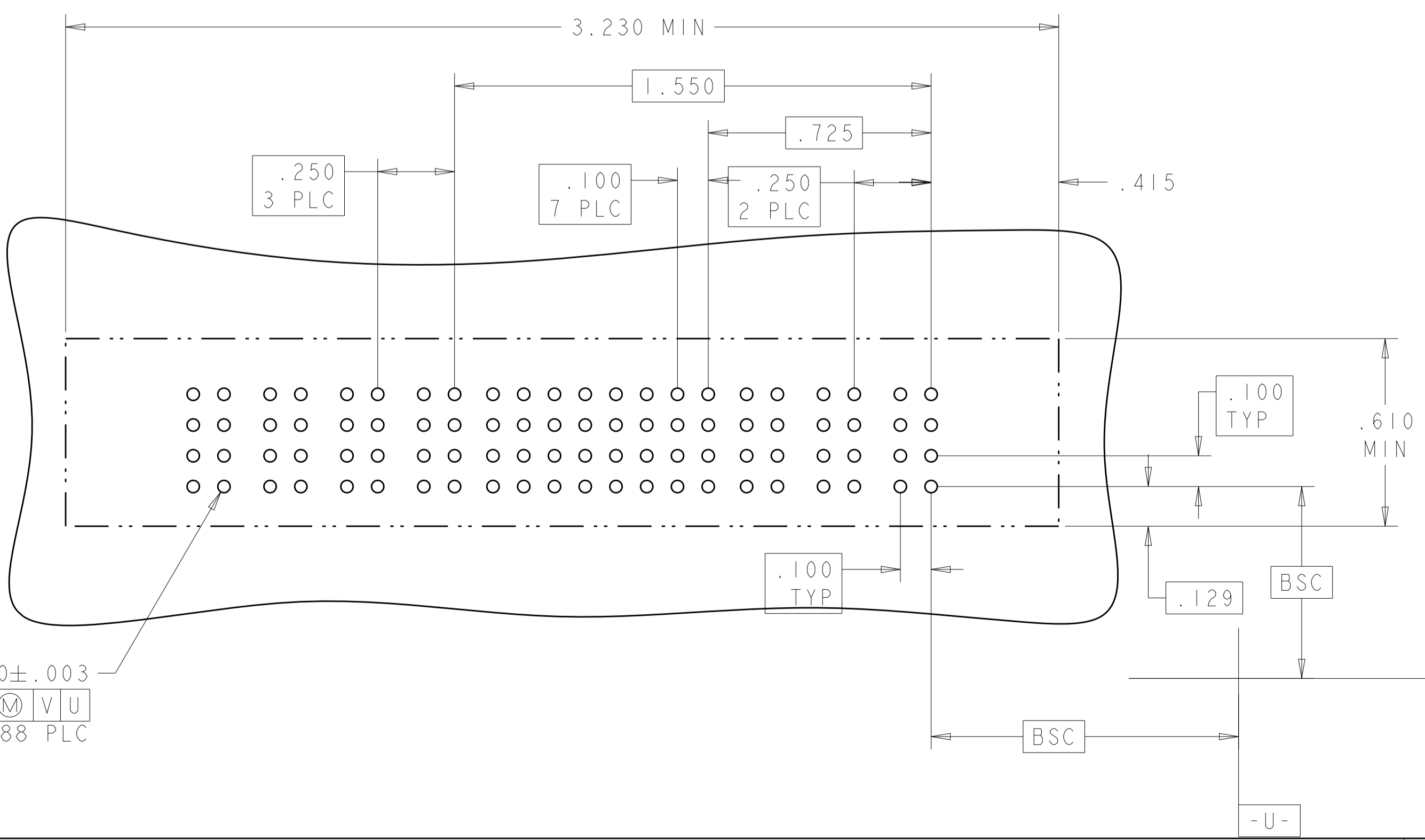
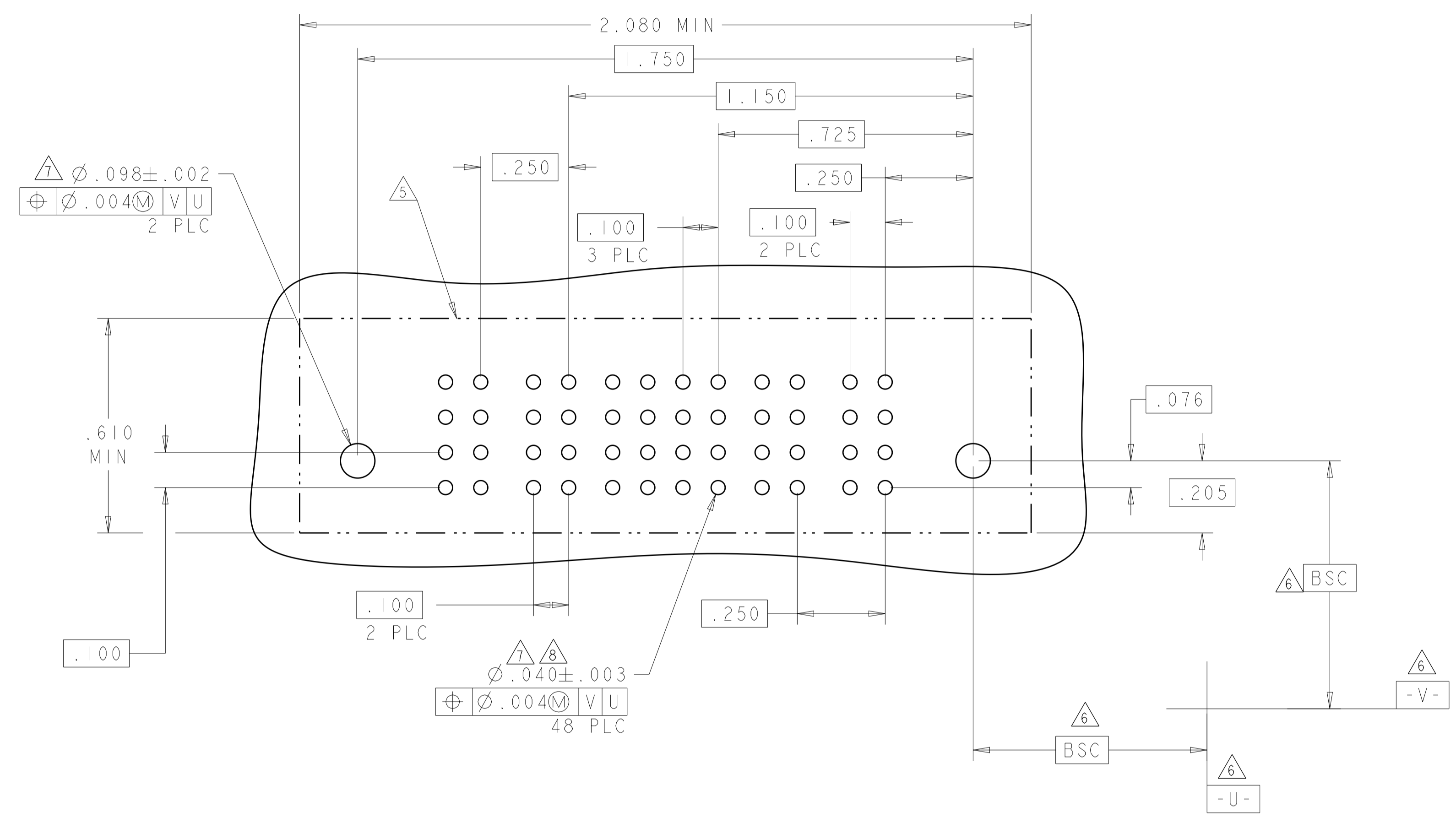
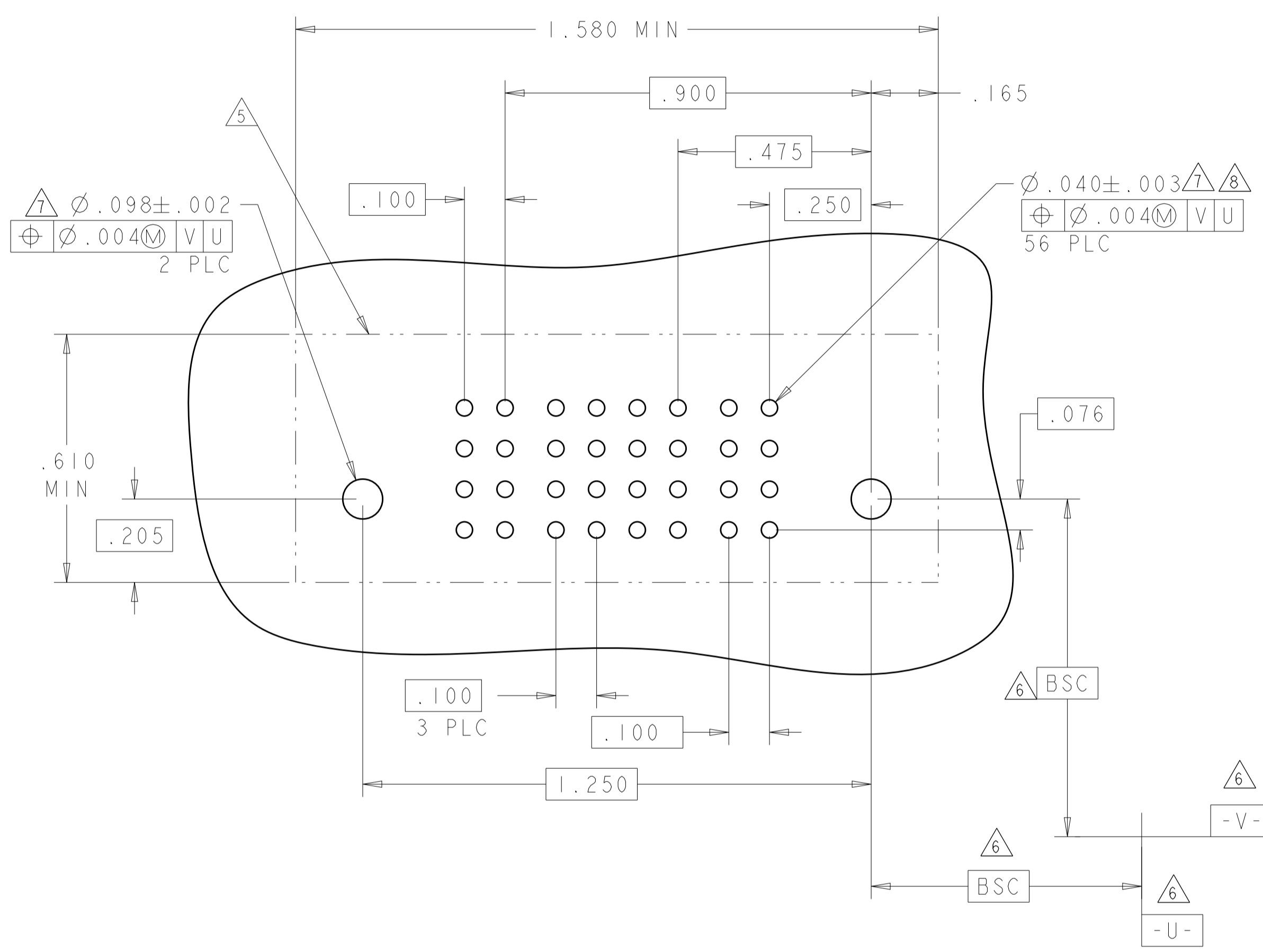
PART NUMBER	ROWS	POWER									
		P11	P10	P9	P8	P7	P6	P5	P3	P2	P1
4-6450540-2	D C B A	GP	GP	GP	GP	GP	GP	GP	GP	GP	GP
		GP	GP	GP	GP	GP	GP	GP	GP	GP	GP
		GP	GP	GP	GP	GP	GP	GP	GP	GP	GP
		GP	GP	GP	GP	GP	GP	GP	GP	GP	GP
11HDP											



THIS DRAWING IS A CONTROLLED DOCUMENT.		DWN: R. GRZYBOWSKI 29APR05 CHK: M. PERCHERKE 29APR05 APVD: M. PERCHERKE	 TE Connectivity
DIMENSIONS: INCHES	TOLERANCES UNLESS OTHERWISE SPECIFIED: 0 PLC ±. 1 PLC ±.01 2 PLC ±.01 3 PLC ±.005 4 PLC ±.0020 ANGLES ±.2° FINISH	NAME: VERTICAL RECEPTACLE ASSEMBLY WITH GUIDES MULTI-BEAM XL PRODUCT SPEC: 108-1973 APPLICATION SPEC: 114-13038 WEIGHT: - CUSTOMER DRAWING	

PART NUMBER	ROWS	POWER		SIGNAL				POWER	
		P2	4	3	2	1	PI		
4-6450540-8	D C B A	GS	AP	AP	AP	AP	GS	HD	HD
			AP	AP	AP	AP			
			AP	AP	AP	AP			
			AP	AP	AP	AP			
IP + 16S + 1P									

PART NUMBER	ROWS	POWER		SIGNAL				POWER	
		P4	P3	4	3	2	1	P2	PI
5-6450540-1	D C B A	GP	AP	AP	AP	AP	GP	GP	HD
			AP	AP	AP	AP			
			AP	AP	AP	AP			
			AP	AP	AP	AP			
2P + 16S + 2P									



PART NUMBER	ROWS	POWER				SIGNAL							POWER			
		P7	P6	P5	P4	8	7	6	5	4	3	2	1	P3	P2	P1
1-6450540-1	D C B A	VP	VP	VP	VP	P	P	P	P	P	P	P	P	VP	VP	VP
						P	P	P	P	P	P	P	P			
						P	P	P	P	P	P	P	P			
						P	P	P	P	P	P	P	P			
3P + 32S + 4P																

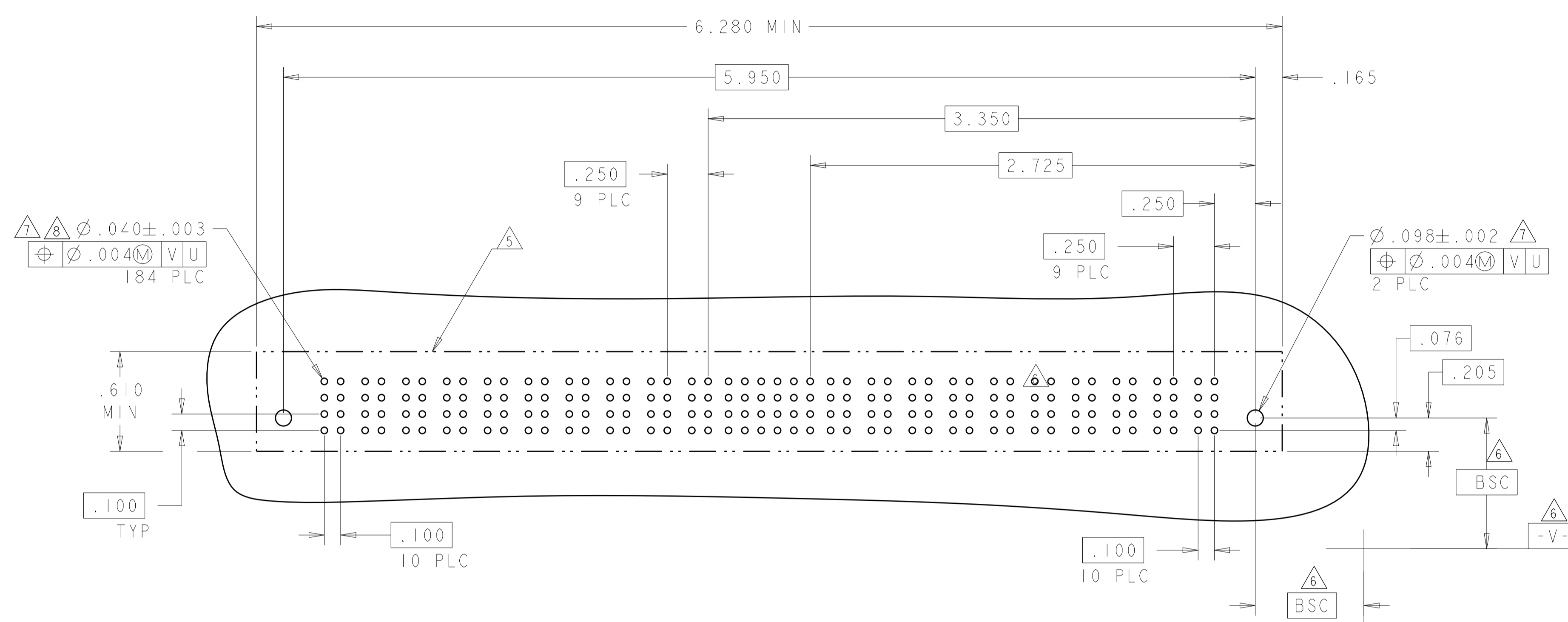
THIS DRAWING IS A CONTROLLED DOCUMENT. DIMENSIONS: INCHES. TOLERANCES UNLESS OTHERWISE SPECIFIED: 0 PLC ±.01, 1 PLC ±.01, 2 PLC ±.01, 3 PLC ±.005, 4 PLC ±.002, ANGLES ±.020. MATERIAL: FINISH: THIS DRAWING IS A CONTROLLED DOCUMENT. DWN: R. GRZYBOWSKI, CHK: M. PERCZERKE, APVD: M. PERCZERKE. PRODUCT SPEC: 108-1973. APPLICATION SPEC: 114-13038. WEIGHT: -. CUSTOMER DRAWING. SCALE: 2:1. SHEET 12 OF 19. REV: K9.

STE TE Connectivity
VERTICAL RECEPTACLE ASSEMBLY WITH GUIDES MULTI-BEAM XL

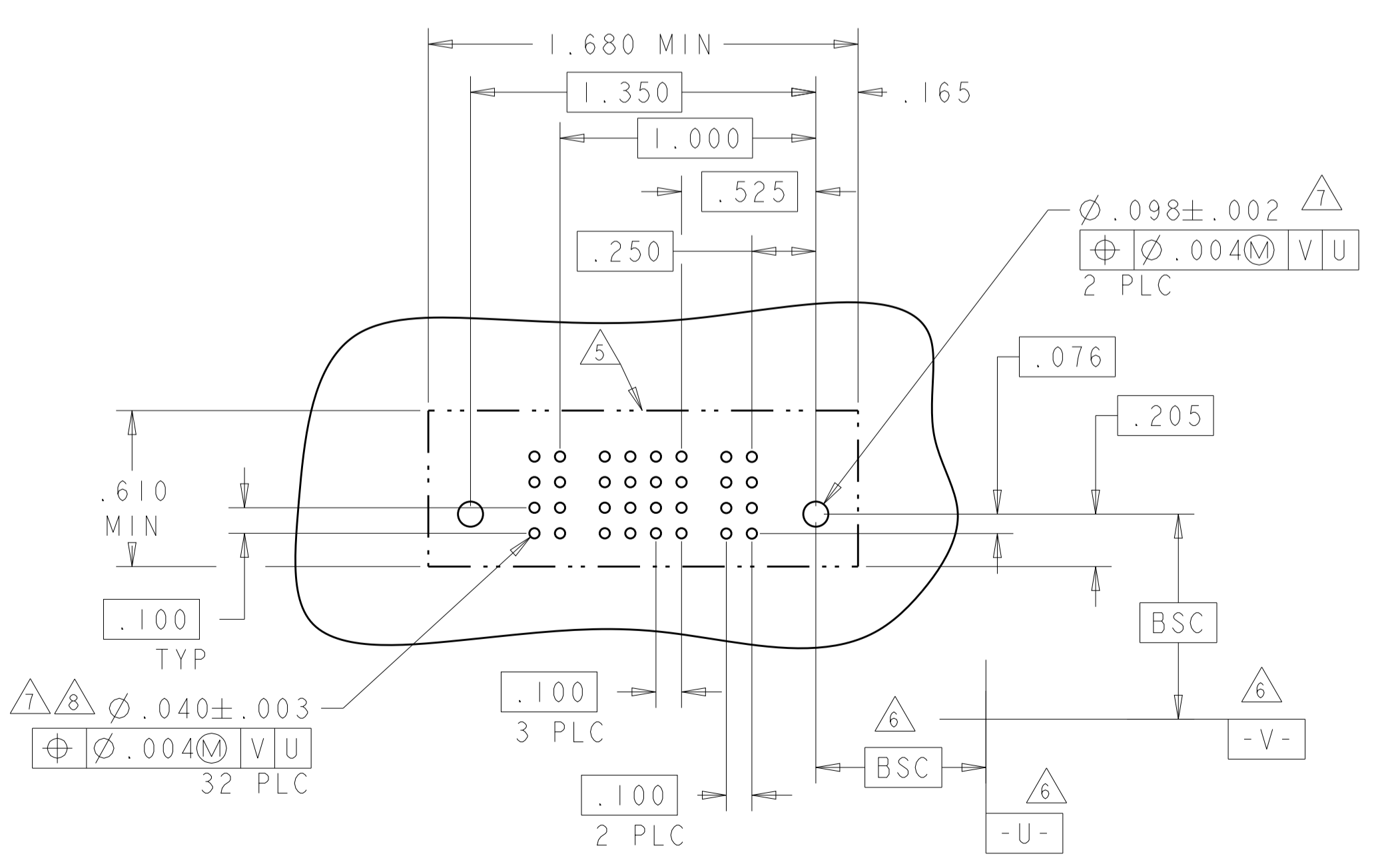
LOC	DIST	REV	DATE	BY	APPV
ES	00				

REVISIONS			
NO	DATE	DESCRIPTION	BY
-	-	SEE SHEET 1	-

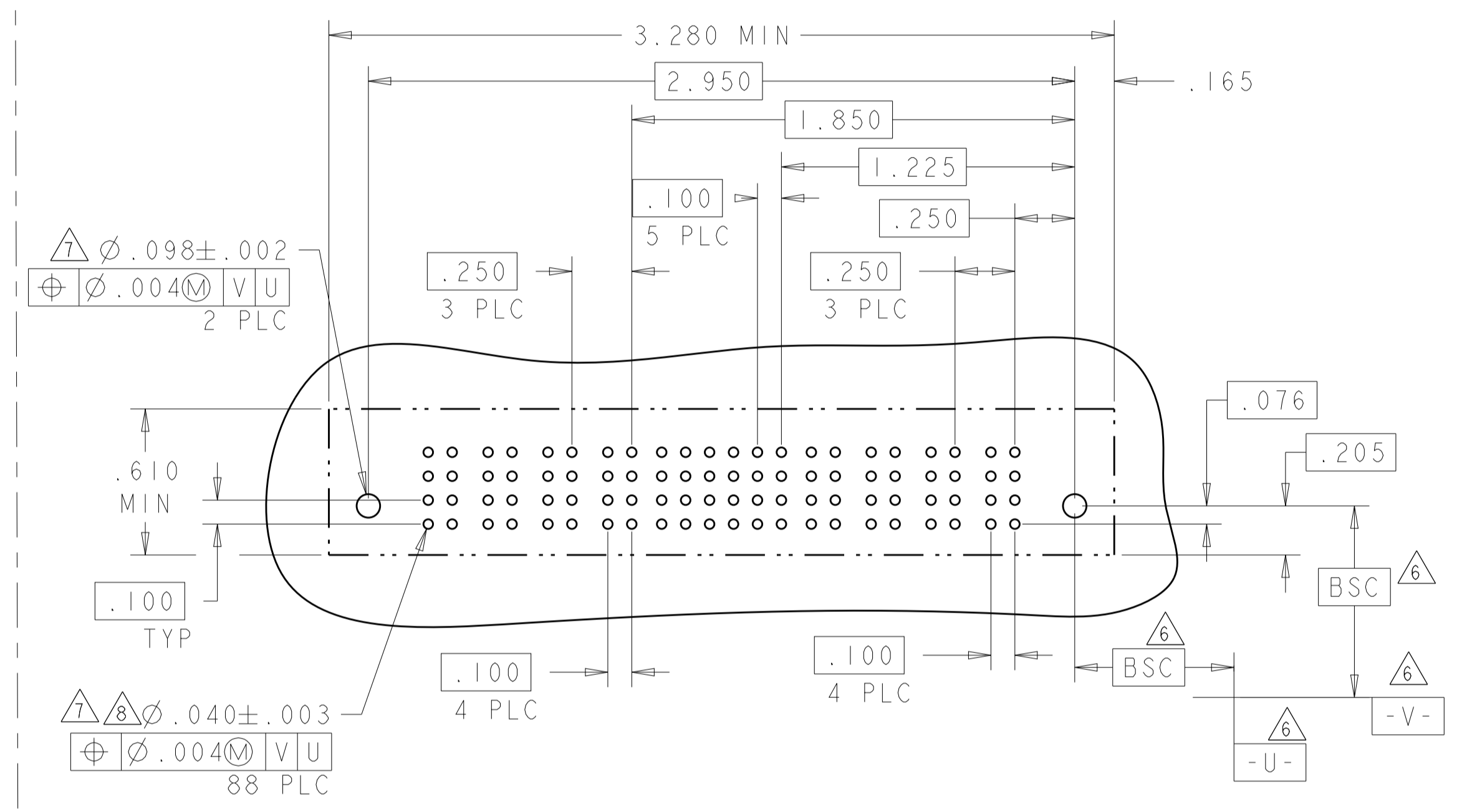
PART NUMBER	ROWS	POWER										SIGNAL						POWER											
		P20	P19	P18	P17	P16	P15	P14	P13	P12	P11	6	5	4	3	2	1	P10	P9	P8	P7	P6	P5	P4	P3	P2	P1		
5-6450540-0	D C B A	GS	GS	GS	GS	GS	GS	GS	GS	GS	GS	AP	AP	AP	AP	AP	AP	GS	GS	GS	GS	GS	GS	GS	GS	GS	GS		
		GS	GS	GS	GS	GS	GS	GS	GS	GS	GS	AP	AP	AP	AP	AP	AP	GS	GS	GS	GS	GS	GS	GS	GS	GS	GS		
		GS	GS	GS	GS	GS	GS	GS	GS	GS	GS	AP	AP	AP	AP	AP	AP	GS	GS	GS	GS	GS	GS	GS	GS	GS	GS		
		GS	GS	GS	GS	GS	GS	GS	GS	GS	GS	AP	AP	AP	AP	AP	AP	GS	GS	GS	GS	GS	GS	GS	GS	GS	GS		
10P + 24S + 10P																													



PART NUMBER	ROWS	POWER		SIGNAL				POWER	
		P2	P1	4	3	2	1	P2	P1
5-6450540-2	D C B A	GS	GS	AP	AP	AP	AP	GS	GS
		GS	GS	AP	AP	AP	AP	GS	GS
		GS	GS	AP	AP	AP	AP	GS	GS
		GS	GS	AP	AP	AP	AP	GS	GS
1P + 16S + 1P									



PART NUMBER	ROWS	POWER				SIGNAL						POWER			
		P8	P7	P6	P5	6	5	4	3	2	1	P4	P3	P2	P1
5-6450540-3	D C B A	GS	GS	GS	GS	AP	AP	AP	AP	AP	AP	GS	GS	GS	GS
		GS	GS	GS	GS	AP	AP	AP	AP	AP	AP	GS	GS	GS	GS
		GS	GS	GS	GS	AP	AP	AP	AP	AP	AP	GS	GS	GS	GS
		GS	GS	GS	GS	AP	AP	AP	AP	AP	AP	GS	GS	GS	GS
4P + 24S + 4P															



THIS DRAWING IS A CONTROLLED DOCUMENT.

OWN: R. GRZYBOWSKI 29APR05
 CHK: M. PERCHERKE 29APR05
 APVD: M. PERCHERKE

TE Connectivity

VERTICAL RECEPTACLE ASSEMBLY WITH GUIDES MULTI-BEAM XL

SIZE: A1 00779 C=6450540

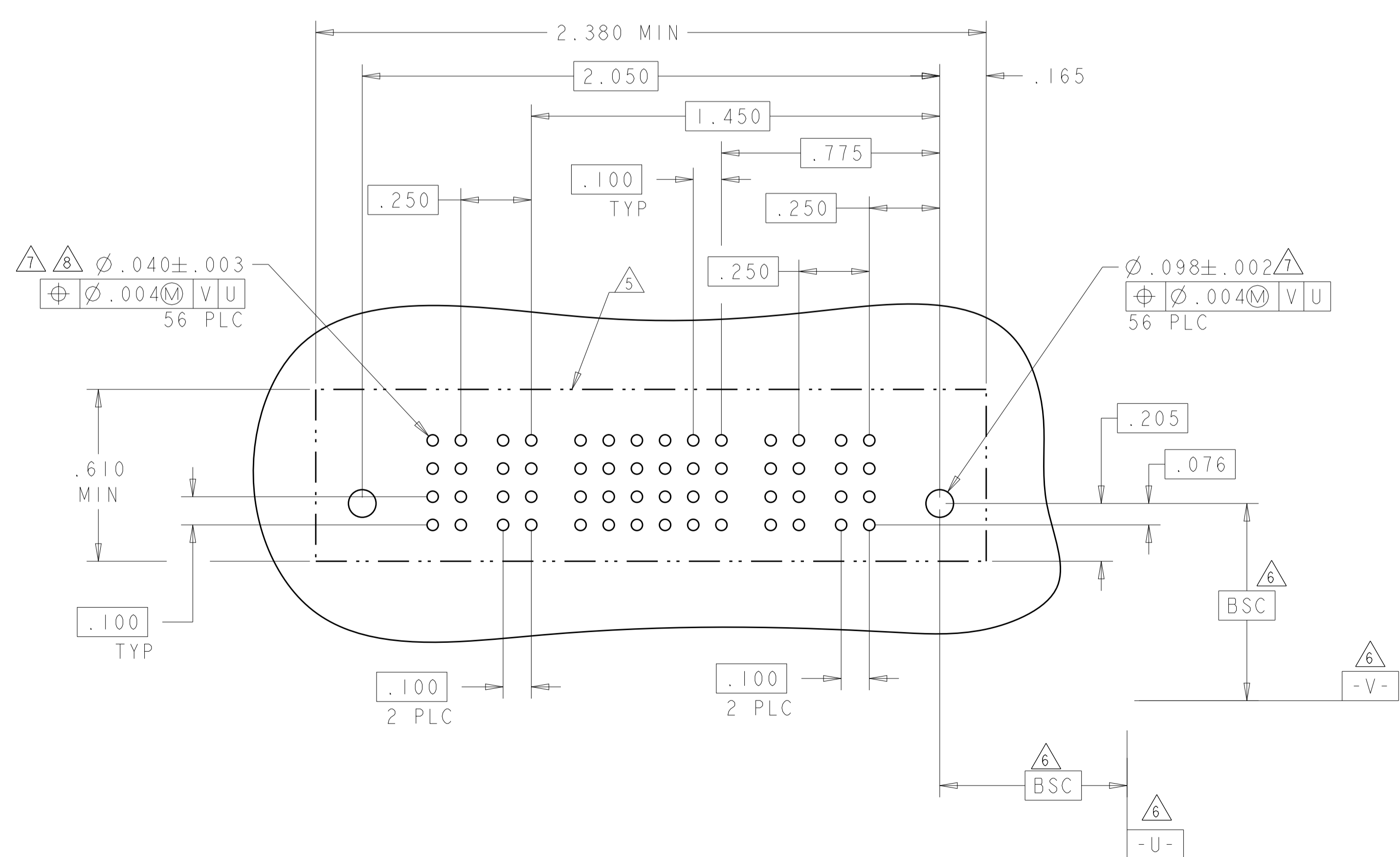
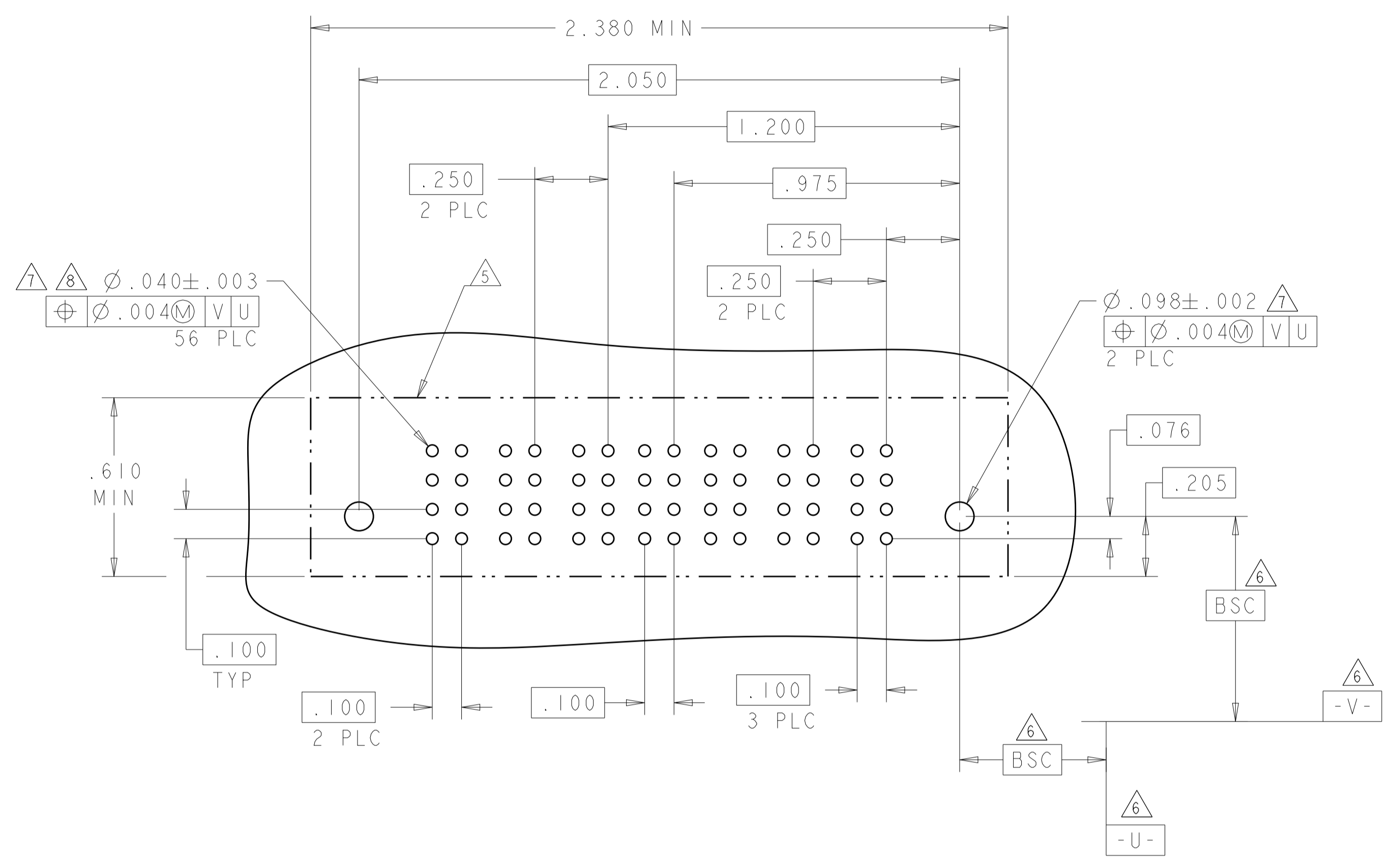
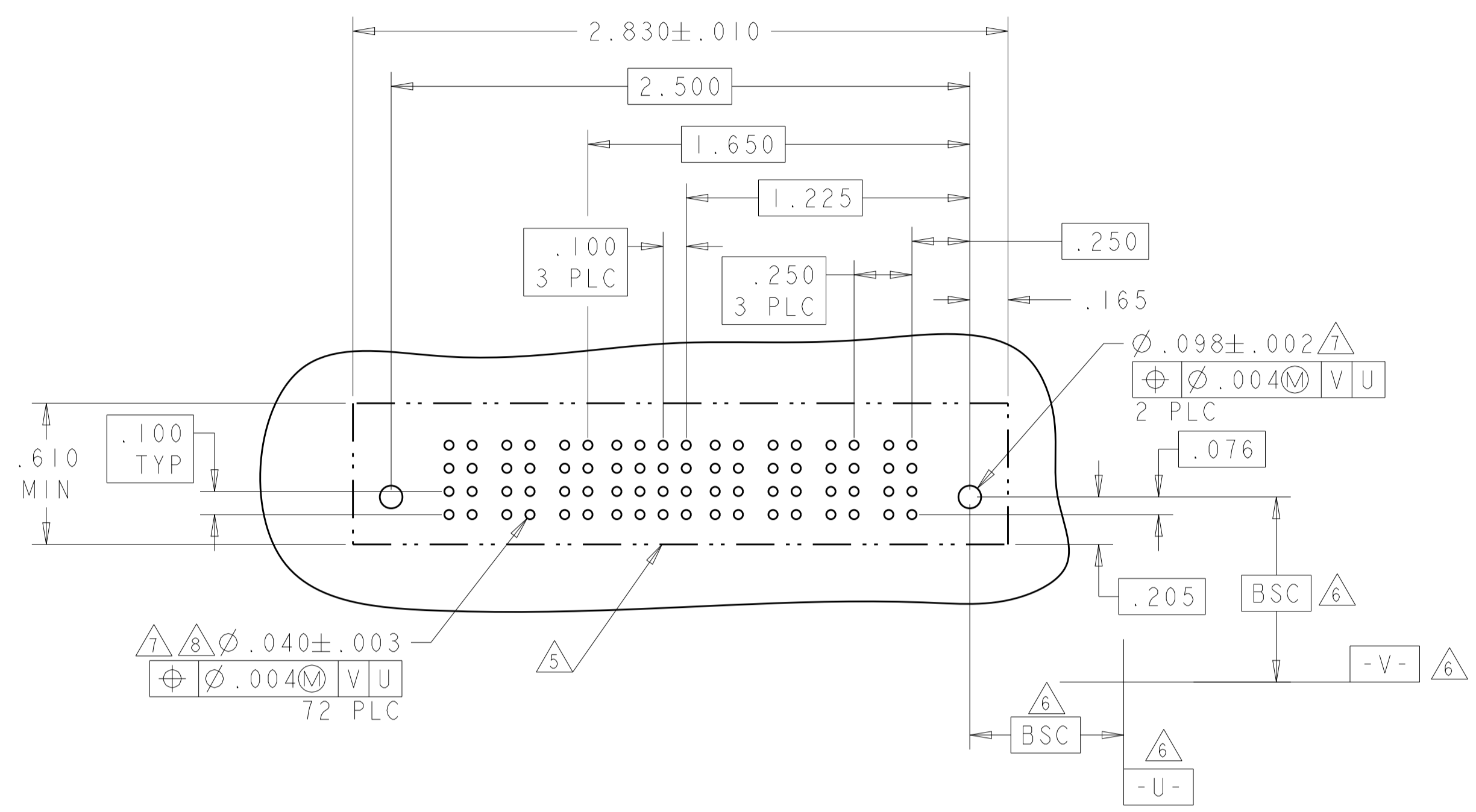
SCALE: 2:1 SHEET 13 OF 19 REV: K9

PART NUMBER	ROWS	POWER			SIGNAL			POWER				
		P7	P6	P5	4	3	2	1	P4	P3	P2	P1
5-6450540-4	D C B A	VS	VS	VS	P	P	P	P	VS	VS	VS	VS
		P	P	P	P	P	P	P	P	P	P	P
		P	P	P	P	P	P	P	P	P	P	P
		P	P	P	P	P	P	P	P	P	P	P

4P + 16S + 3P

PART NUMBER	ROWS	POWER			SIGNAL		POWER		
		P6	P5	P4	2	1	P3	P2	P1
5-6450540-5	D C B A	GS	GS	GS	AP	AP	GS	GS	GS
		AP	AP	AP	AP	AP	AP	AP	AP
		AP	AP	AP	AP	AP	AP	AP	AP
		AP	AP	AP	AP	AP	AP	AP	AP

3P + 8S + 3P



PART NUMBER	ROWS	POWER		SIGNAL						POWER			
		P4	P3	6	5	4	3	2	1	P2	P1		
5-6450540-9	D C B A	GS	GS	AP	AP	AP	AP	AP	AP	AP	AP	GS	GS
		AP	AP	AP	AP	AP	AP	AP	AP	AP	AP	AP	AP
		AP	AP	AP	AP	AP	AP	AP	AP	AP	AP	AP	AP
		AP	AP	AP	AP	AP	AP	AP	AP	AP	AP	AP	AP

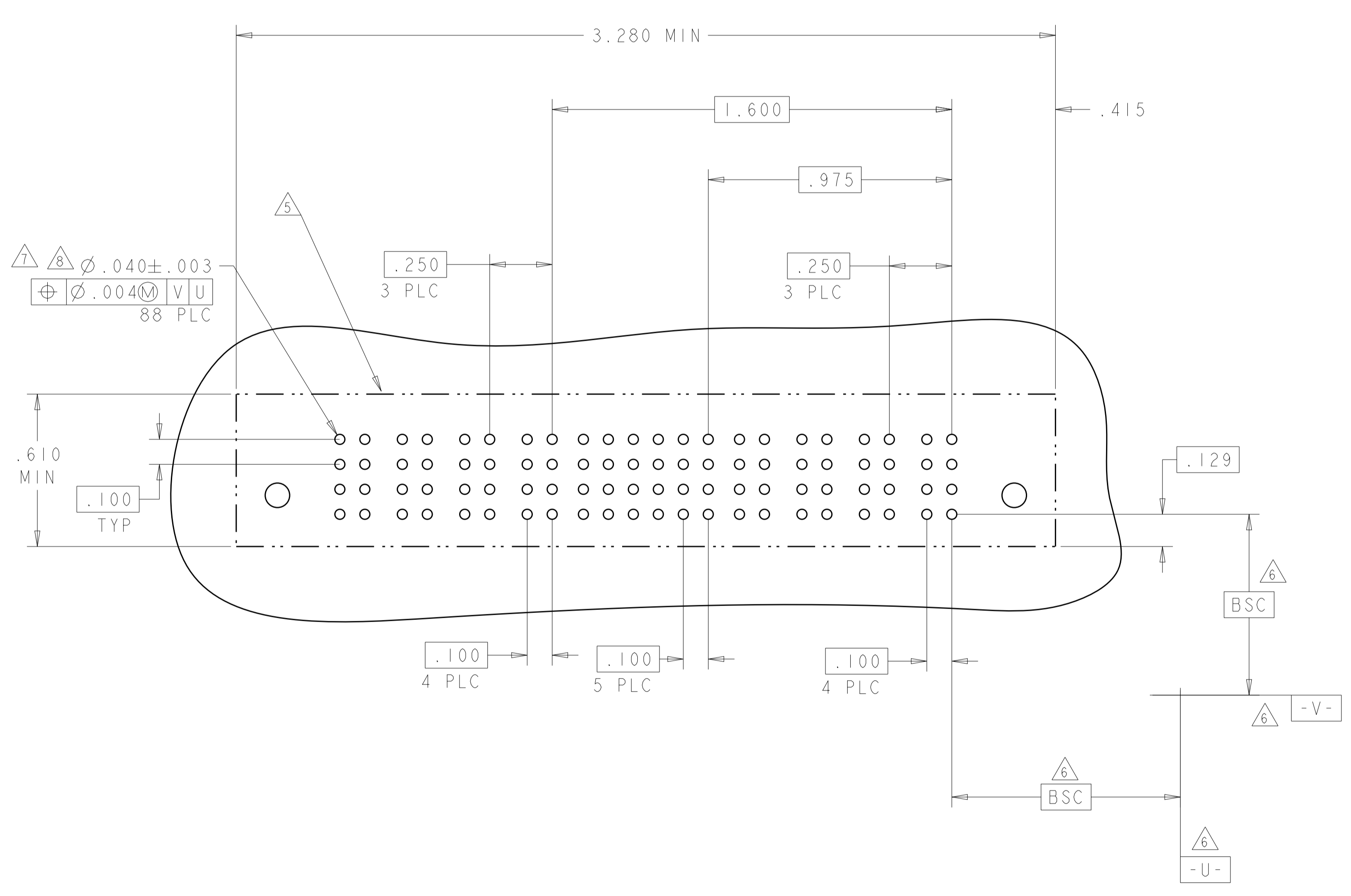
2P + 24S + 2P


THIS DRAWING IS A CONTROLLED DOCUMENT. DIMENSIONS: INCHES. TOLERANCES UNLESS OTHERWISE SPECIFIED: 0 PLC ±.01, 1 PLC ±.01, 2 PLC ±.01, 3 PLC ±.005, 4 PLC ±.002, ANGLES ±.020. MATERIAL: FINISH: THIS DRAWING IS A CONTROLLED DOCUMENT. DWN: R. GRZYBOWSKI, CHK: M. PERCHERKE, APVD: M. PERCHERKE. PRODUCT SPEC: 108-1973. APPLICATION SPEC: 114-13038. WEIGHT: -. CUSTOMER DRAWING. SCALE: 2:1. SHEET 14 OF 19. REV: K9.

STE TE Connectivity
VERTICAL RECEPTACLE ASSEMBLY WITH GUIDES MULTI-BEAM XL

LOC		DIST		REVISIONS				
ES	00	P	LTN	DESCRIPTION	DATE	DMN	APVD	
-	-	-	-	SEE SHEET 1	-	-	-	

PART NUMBER	ROWS	POWER				SIGNAL						POWER			
		P8	P7	P6	P5	6	5	4	3	2	1	P4	P3	P2	P1
6-6450540-0	D C B A	GS	GS	GS	GS	AP	AP	AP	AP	AP	AP	GS	GS	GS	GS
		GS	GS	GS	GS	AP	AP	AP	AP	AP	AP	GS	GS	GS	GS
		GS	GS	GS	GS	AP	AP	AP	AP	AP	AP	GS	GS	GS	GS
		GS	GS	GS	GS	AP	AP	AP	AP	AP	AP	GS	GS	GS	GS
4P + 24S + 4P															

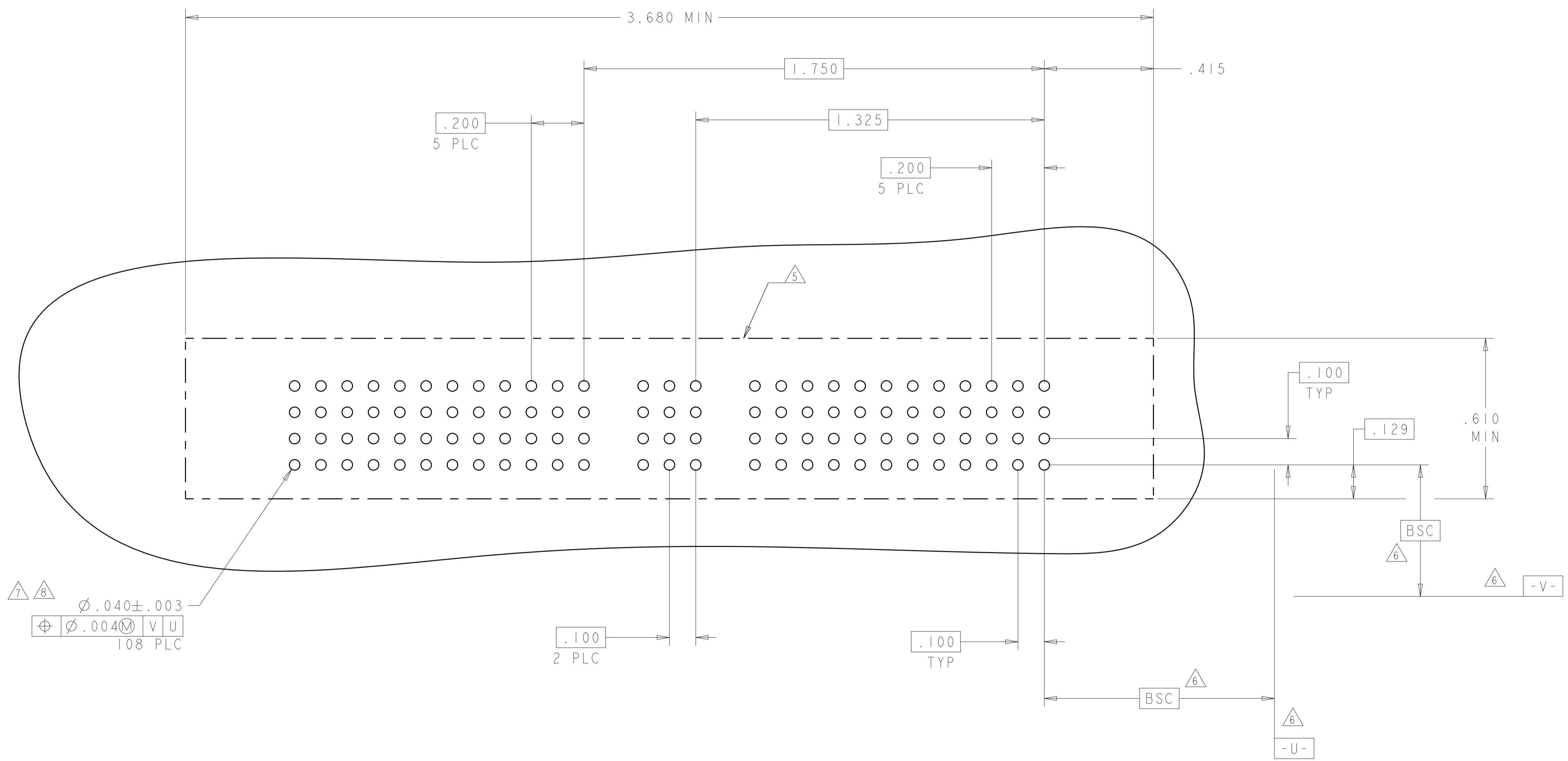


THIS DRAWING IS A CONTROLLED DOCUMENT.		DMN R. GRZYBOWSKI 29APR05	 TE Connectivity
DIMENSIONS: INCHES		CHK M. PERCHERKE 29APR05	
TOLERANCES UNLESS OTHERWISE SPECIFIED: 0 PLC \pm 1 PLC $\pm .01$ 2 PLC $\pm .01$ 3 PLC $\pm .005$ 4 PLC $\pm .0020$ ANGLES $\pm 2^\circ$		APVD M. PERCHERKE	NAME VERTICAL RECEPTACLE ASSEMBLY WITH GUIDES MULTI-BEAM XL
MATERIAL		FINISH	RESTRICTED TO
CUSTOMER DRAWING		SCALE 2:1	SHEET 15 OF 19 REV K9

LOC		DIST		REVISONS			
ES	00	P	LTN	DESCRIPTION	DATE	OWN	APVD
		-		SEE SHEET 1			

PART NUMBER	ROWS	POWER						SIGNAL					POWER							
		P12	P11	P10	P9	P8	P7	5	4	3	2	1	P6	P5	P4	P3	P2	P1		
6-6450540-1	D C B A	GP	GP	GP	GP	GP	GP	AP	AP	AP				GP	GP	GP	GP	GP	GP	
		GP	GP	GP	GP	GP	GP	AP	AP	AP				GP	GP	GP	GP	GP	GP	
		GP	GP	GP	GP	GP	GP	AP	AP	AP				GP	GP	GP	GP	GP	GP	
		GP	GP	GP	GP	GP	GP	AP	AP	AP				GP	GP	GP	GP	GP	GP	
6P + 20S + 6P																				

NO SIGNAL CONTACTS

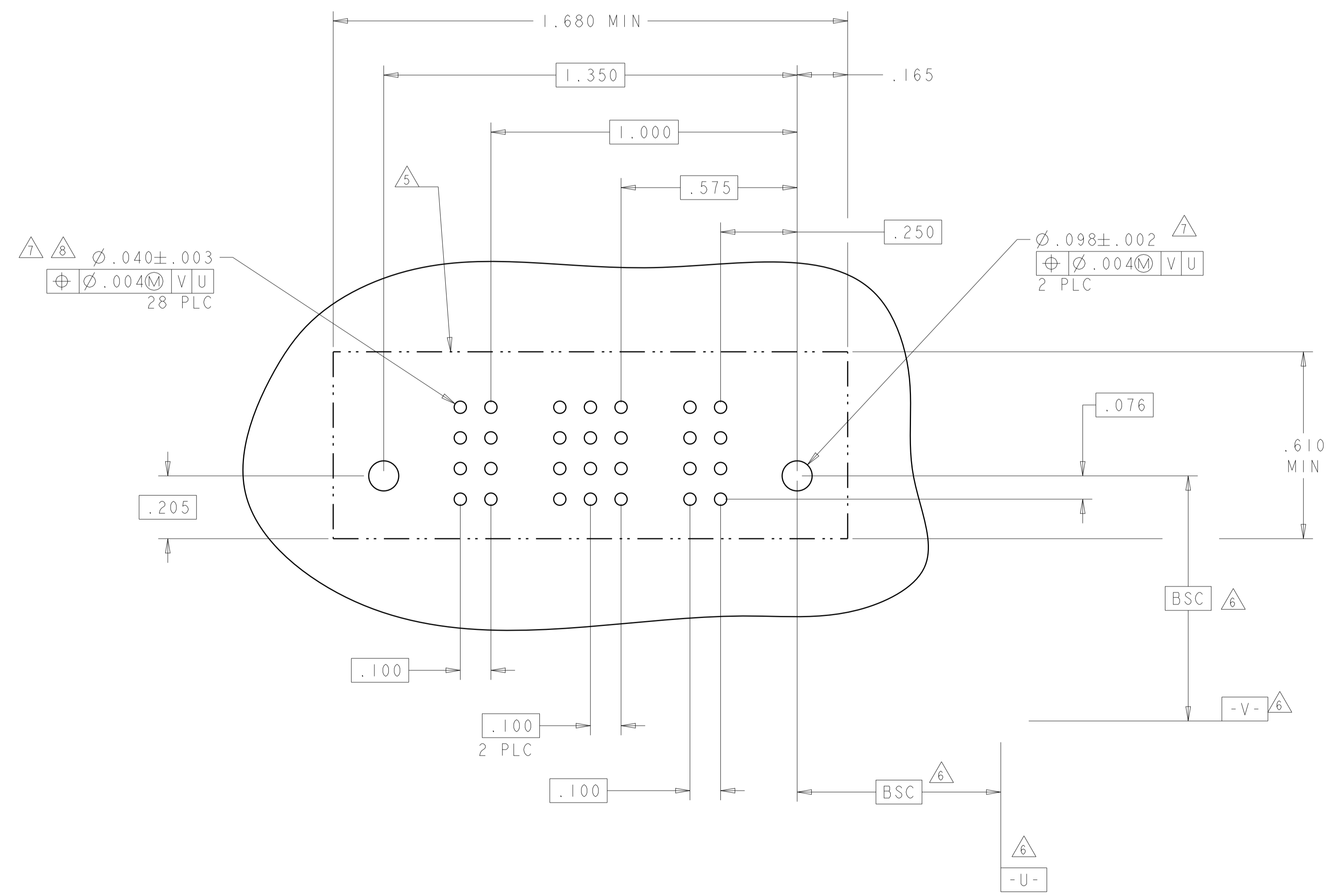


7 8
 Ø .040 ± .003
 ⊕ .004 M V U
 108 PLC

THIS DRAWING IS A CONTROLLED DOCUMENT.		OWN R. GRZYBOWSKI 29APR05	TE Connectivity
DIMENSIONS: INCHES		CHK M. PERCHERKE 29APR05	
		APVD M. PERCHERKE	NAME VERTICAL RECEPTACLE ASSEMBLY WITH GUIDES MULTI-BEAM XL
TOLERANCES UNLESS OTHERWISE SPECIFIED:		PRODUCT SPEC 108-1973	SIZE A100779
0 PLC ±. 1 PLC ±.01 2 PLC ±.01 3 PLC ±.005 4 PLC ±.0020 ANGLES ±.2°		APPLICATION SPEC 114-13038	DRAWING NO C=6450540
MATERIAL		WEIGHT	RESTRICTED TO
FINISH		CUSTOMER DRAWING	SCALE 2:1 SHEET 16 OF 19 REV K9

LOC		DIST		REVISIONS			
ES	00	P	LTN	DESCRIPTION	DATE	DMN	APVD
		-		SEE SHEET 1			

PART NUMBER	ROWS		POWER		SIGNAL					POWER		
			P2	5	4	3	2	1	PI			
6-6450540-2	D C B A		GP	GP	AP	AP	AP				GP	
					AP	AP	AP				GP	
					AP	AP	AP				GP	
					AP	AP	AP				GP	
IP + 20S + IP												

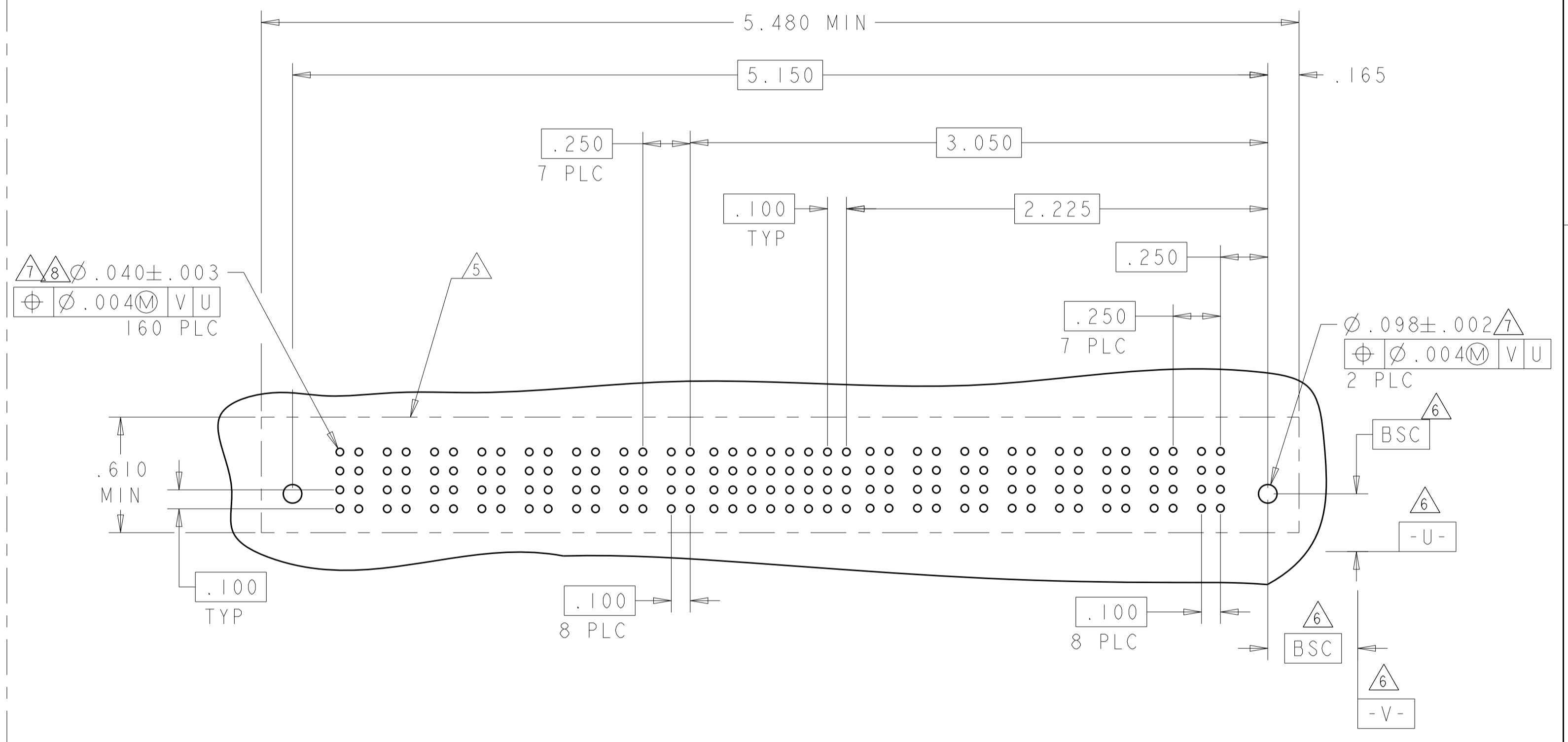
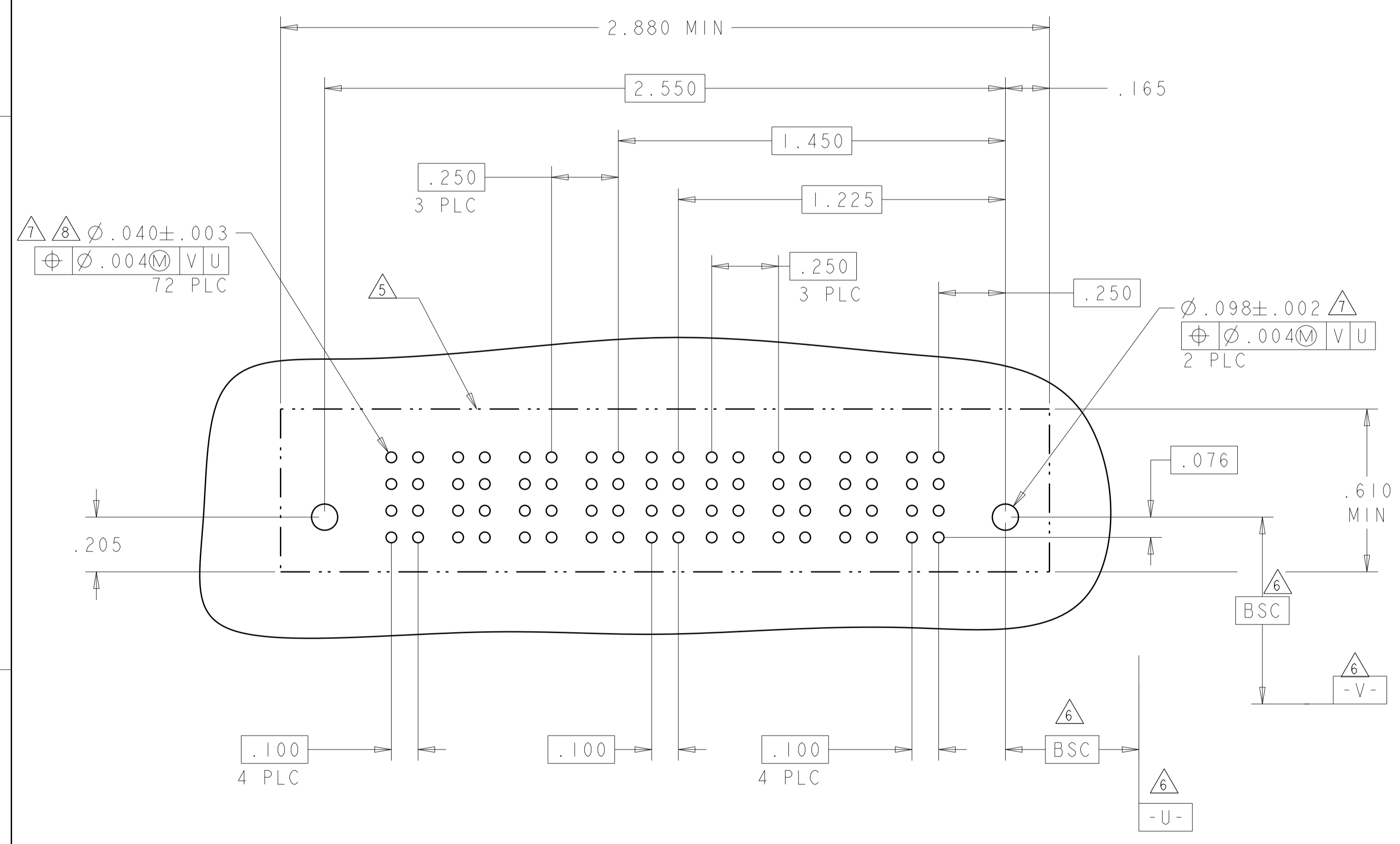


THIS DRAWING IS A CONTROLLED DOCUMENT.		DMN R. GRZYBOWSKI 29APR05	NAME VERTICAL RECEPTACLE ASSEMBLY WITH GUIDES MULTI-BEAM XL
DIMENSIONS: INCHES		CHK M. PERCHERKE 29APR05	RESTRICTED TO
TOLERANCES UNLESS OTHERWISE SPECIFIED:		APVD M. PERCHERKE	SIZE A100779
0 PLC ±	1 PLC ±.01	PRODUCT SPEC 108-1973	CAGE CODE 6450540
2 PLC ±.01	3 PLC ±.005	APPLICATION SPEC 114-13038	SCALE 2:1
4 PLC ±.0020	ANGLES ±.2°	WEIGHT	SHEET 17 OF 19
MATERIAL	FINISH	CUSTOMER DRAWING	REV K9

LOC	DIST	REVISIONS			
P	LTN	DESCRIPTION	DATE	DMN	APVD
-	-	SEE SHEET 1	-	-	-

PART NUMBER	ROWS	POWER				SIGNAL		POWER					
		P8	P7	P6	P5	2	1	P4	P3	P2	P1		
6-6450540-5	D C B A	HD	GS	GS	GS	GS	AP	AP	GS	GS	GS	GS	HD
							AP	AP					
							AP	AP					
							AP	AP					
4P + 8S + 4P													

PART NUMBER	ROWS	POWER								SIGNAL								POWER									
		P16	P15	P14	P13	P12	P11	P10	P9	8	7	6	5	4	3	2	1	P8	P7	P6	P5	P4	P3	P2	P1		
4-6450540-9	D	HD	GS	GS	GS	GS	GS	GS	GS	AP	AP	AP	AP	AP	AP	AP	AP	GS	GS	GS	GS	GS	GS	GS	GS		
	C									AP	AP	AP	AP	AP	AP	AP											
	B									AP	AP	AP	AP	AP	AP	AP											
A	HD	AP	AP	AP	AP	AP	AP	AP	AP	AP	AP	AP	AP	AP	AP	AP	AP	HD									
8P + 32S + 8P																											

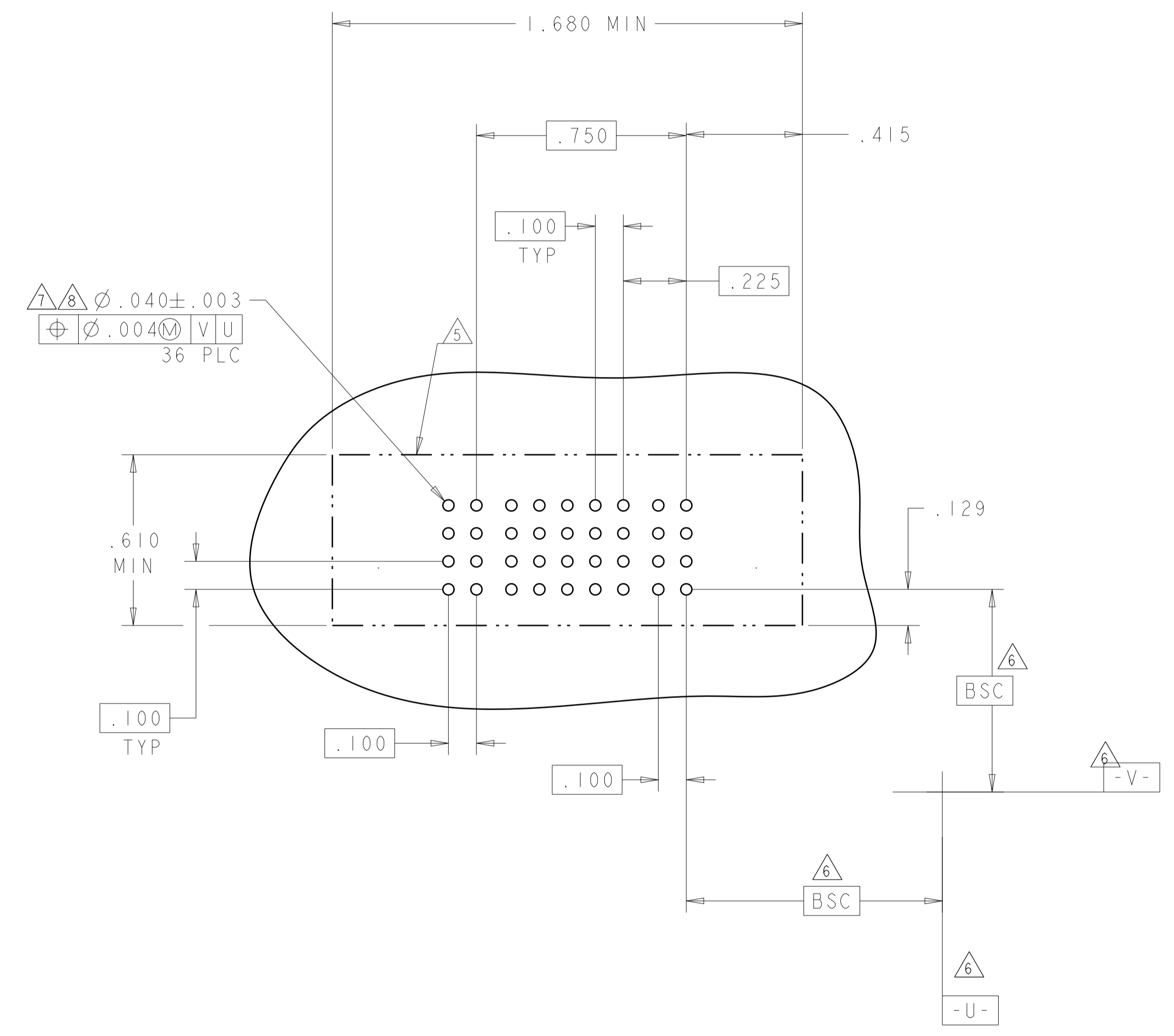
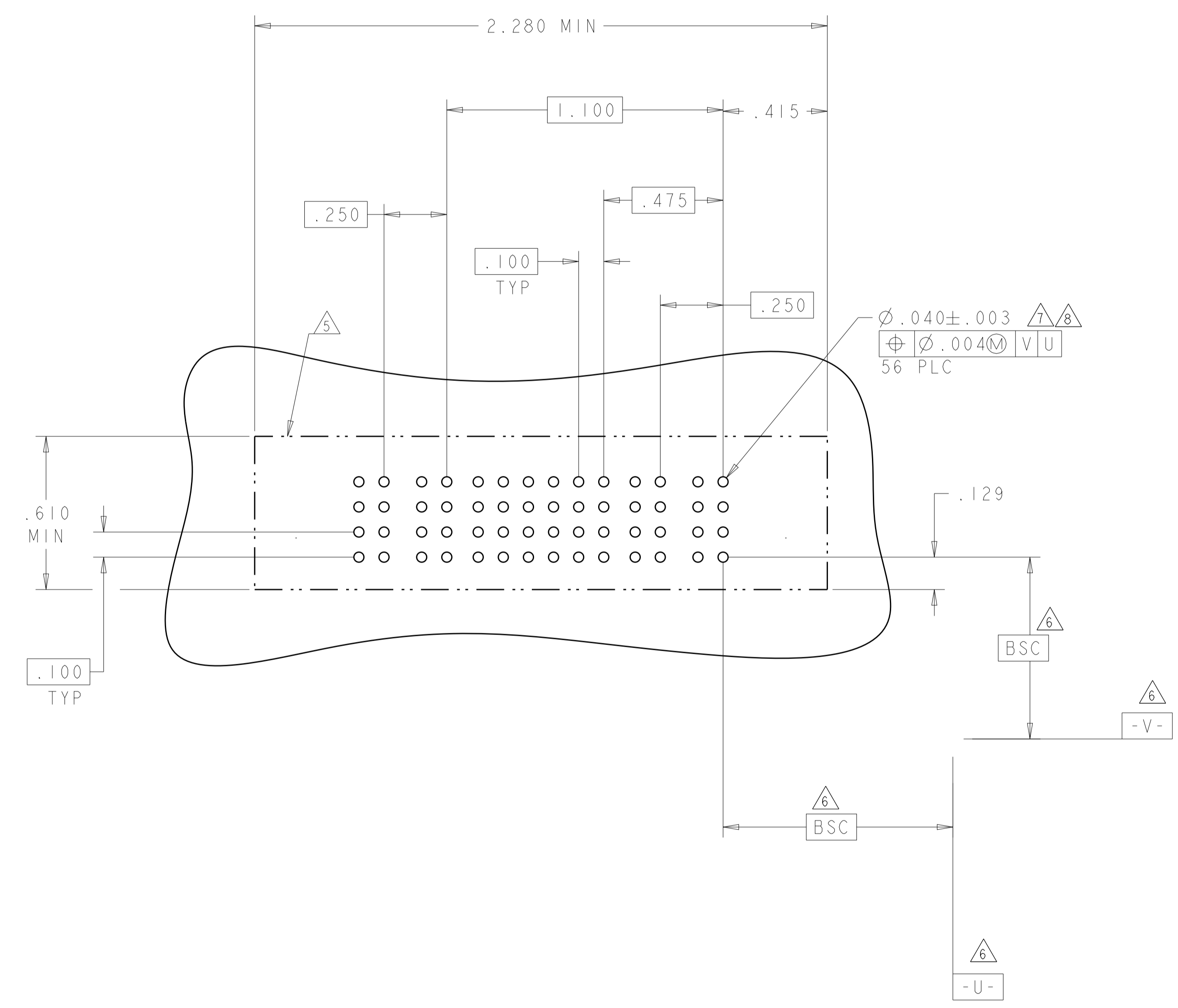


THIS DRAWING IS A CONTROLLED DOCUMENT.		DMN: R. GRZYBOWSKI 29APR05	STE TE Connectivity
DIMENSIONS: INCHES		CHK: M. PERCHERKE 29APR05	
TOLERANCES UNLESS OTHERWISE SPECIFIED:		APVD: M. PERCHERKE	VERTICAL RECEPTACLE ASSEMBLY WITH GUIDES MULTI-BEAM XL
0 PLC ±.01		PRODUCT SPEC 108-1973	
1 PLC ±.01		APPLICATION SPEC 114-13038	
2 PLC ±.005		WEIGHT	
3 PLC ±.005		SIZE: CAGE CODE DRAWING NO: A100779C=6450540	RESTRICTED TO
4 PLC ±.0020		SCALE: 2:1 SHEET 18 OF 19 REV: K9	
ANGLES ±.0020		CUSTOMER DRAWING	
FINISH			

LOC	DIST	REVISIONS			
P	LTN	DESCRIPTION	DATE	DMN	APVD
-	-	SEE SHEET 1	-	-	-

PART NUMBER	ROWS	POWER		SIGNAL						POWER		
		P4	P3	6	5	4	3	2	1	P2	PI	
1-6450540-0	D C B A	GP	GP	AP	AP	AP	AP	AP	AP	AP	GP	GP
				AP	AP	AP	AP	AP	AP			
				AP	AP	AP	AP	AP	AP			
				AP	AP	AP	AP	AP	AP			
2P + 24S + 2P												

PART NUMBER	ROWS	POWER		SIGNAL						POWER	
		P2	5	4	3	2	1	PI			
6-6450540-6	D C B A	GS	GS	AP	AP	AP	AP	AP	AP	GS	GS
				AP	AP	AP	AP	AP	AP		
				AP	AP	AP	AP	AP	AP		
				AP	AP	AP	AP	AP	AP		
1P + 20S + 1P											



THIS DRAWING IS A CONTROLLED DOCUMENT.		DMN: R. GRZYBOWSKI 29APR05	TE Connectivity
DIMENSIONS: INCHES		CHK: M. PERCHERKE 29APR05	
TOLERANCES UNLESS OTHERWISE SPECIFIED:		APVD: M. PERCHERKE	NAME: VERTICAL RECEPTACLE ASSEMBLY WITH GUIDES MULTI-BEAM XL
0 PLC ± 1 PLC ±.01 2 PLC ±.01 3 PLC ±.005 4 PLC ±.002 ANGLES ±.020		PRODUCT SPEC: 108-1973	SIZE: A1
MATERIAL: FINISH: *		APPLICATION SPEC: 114-13038	CAGE CODE: 6450540
WEIGHT: -		CUSTOMER DRAWING	SCALE: 2:1 SHEET 19 OF 19 REV: K9

Компания «Life Electronics» занимается поставками электронных компонентов импортного и отечественного производства от производителей и со складов крупных дистрибьюторов Европы, Америки и Азии.

С конца 2013 года компания активно расширяет линейку поставок компонентов по направлению коаксиальный кабель, кварцевые генераторы и конденсаторы (керамические, пленочные, электролитические), за счёт заключения дистрибьюторских договоров

Мы предлагаем:

- Конкурентоспособные цены и скидки постоянным клиентам.
- Специальные условия для постоянных клиентов.
- Подбор аналогов.
- Поставку компонентов в любых объемах, удовлетворяющих вашим потребностям.
- Приемлемые сроки поставки, возможна ускоренная поставка.
- Доставку товара в любую точку России и стран СНГ.
- Комплексную поставку.
- Работу по проектам и поставку образцов.
- Формирование склада под заказчика.
- Сертификаты соответствия на поставляемую продукцию (по желанию клиента).
- Тестирование поставляемой продукции.
- Поставку компонентов, требующих военную и космическую приемку.
- Входной контроль качества.
- Наличие сертификата ISO.

В составе нашей компании организован Конструкторский отдел, призванный помогать разработчикам, и инженерам.

Конструкторский отдел помогает осуществить:

- Регистрацию проекта у производителя компонентов.
- Техническую поддержку проекта.
- Защиту от снятия компонента с производства.
- Оценку стоимости проекта по компонентам.
- Изготовление тестовой платы монтаж и пусконаладочные работы.



Тел: +7 (812) 336 43 04 (многоканальный)
Email: org@lifeelectronics.ru