

PMTB232 PNEUMATIC CRIMP TOOL

DMC DANIELS
MANUFACTURING
CORPORATION
DATASHEET

SEE PAGE 4 FOR IMPORTANT INFORMATION CONCERNING
LIMITED WARRANTY, AND LIMITATION OF LIABILITY.

GENERAL SPECIFICATIONS

- * This is an pneumatic tool which is designed to crimp wire splices conforming to MIL-S-81824 of the following sizes:

TOOL CAVITY	12-16		16-20		20-26	
CRIMP SPLICE SIZE	<u>I.D.</u> .102	<u>O.D.</u> .153	<u>I.D.</u> .069	<u>O.D.</u> .106	<u>I.D.</u> .050	<u>O.D.</u> .080
	.097	.147	.064	.101	.045	.075

- * The tool contains a mechanical ratchet that assures the tool will complete its crimp cycle without operator intervention.
- * The working pressure of the tool is 80-120 psi. It is recommended that each tool be set up with a Regulator and Filter (WA27RF).
- * All Crimp Tools, Bench Mounts, Gages and Foot Valves must be ordered by separate part number.

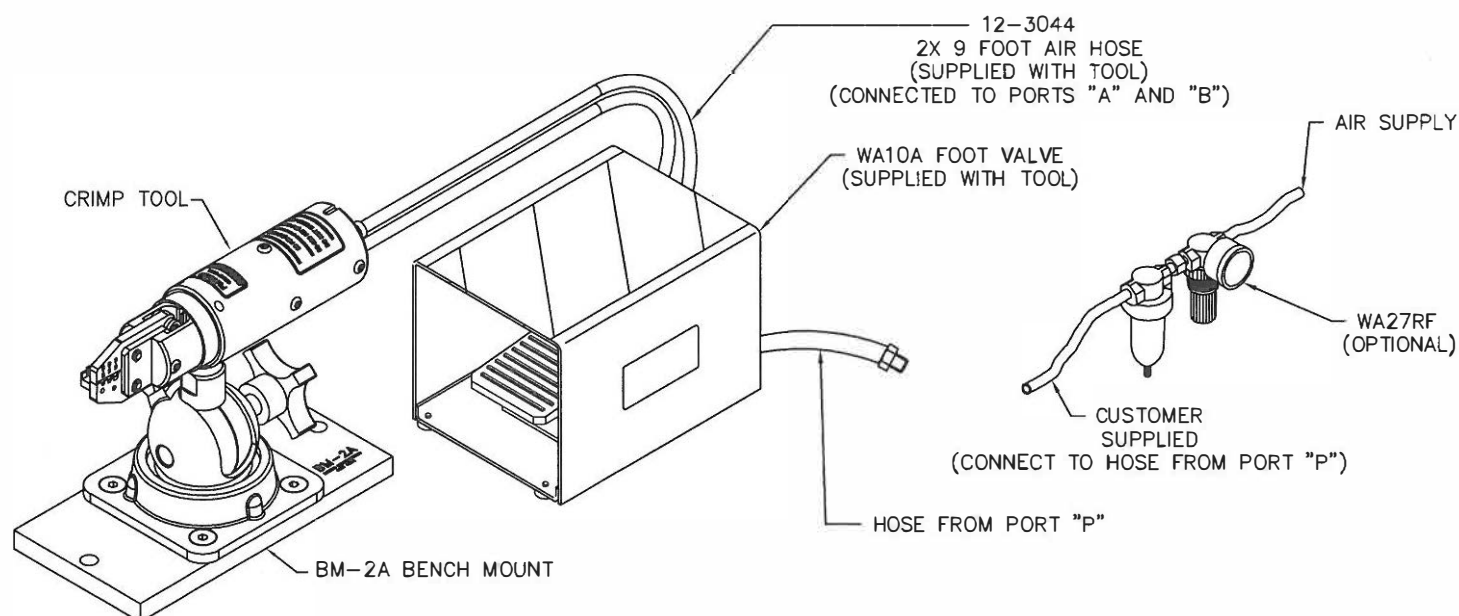
SIZE

Length: 8" Width: 2" Weight: 2.5 lbs.

TOOL OPERATION

- * Position item to be crimped into the appropriate cavity, and release the spring loaded jaws. Item is now held firmly in place by the locator and jaws.
- * Place wire into the crimp item; procedures for wire selection, loading, processing, etc., shall be provided by the user.
- * Activate tool by depressing the foot valve.
- * When crimp is completed, remove the crimped item.

CAUTION!
BEFORE ATTEMPTING TO ADJUST
TOOL OR DIES, DISCONNECT
TOOL FROM AIR SUPPLY!



IMPORTANT SAFETY INSTRUCTIONS/USER'S RESPONSIBILITIES

Under no circumstances should the crimp tool be attached to any control box or power system other than standard plant air. It is imperative that operators using this tool follow these Safety Precautions, be alert at all times and observe the highest level of operator safety.

1. Disconnect tool from air supply when tool is not in use.
2. Keep all body parts clear of the crimping area while loading and operating the tool.
3. Follow directions on all warning labels.
4. Do not alter the tool or operate outside the guidelines specified in this data sheet.

WARNING LABELS

Warning labels are placed on the PMTB232 Pneumatic Crimp Tool to make the the operator aware that this tool could seriously injure or maim if care is not used while operating it.

These labels are intended as a constant reminder of the potential risk involved. These labels should never be removed and should be replaced as needed.

LABELS ALONE WILL NOT PREVENT ACCIDENTS FROM OCCURING. OPERATORS MUST BE TRAINED IN THE USE OF THIS EQUIPMENT AND BE AWARE OF THE RISKS INVOLVED. WHILE USING THIS TOOL, IT IS IMPORTANT TO BE ALERT AND AVOID DISTRACTIONS.



FINGER FREE AREAS

MINIMUM CONSTANT AIR PRESSURE

80 PSI (5.5 BAR)

RECOMMENDED OPERATING PRESSURE

80-120 PSI (5.5-8.3 BAR)

DO NOT EXCEED 120 PSI

USE WITH REGULATOR & FILTER

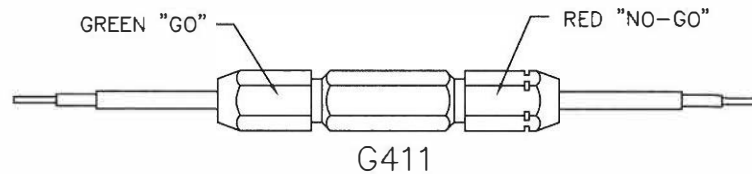
AIR PRESSURE LIMITS

GAGING INSTRUCTIONS

With the jaws fully closed, a "GO" gage shall fit in the space between the indenter and its corresponding cavity. A "NO-GO" gage shall not fit in this space. Gage sizes are as follows:

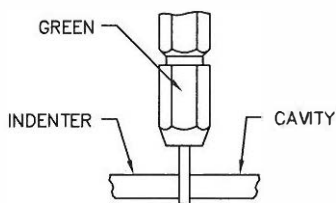
TOOL CAVITY	"GO" DIA.	"NO-GO" DIA.
12-16	.062	.072
16-20	.042	.052
20-26	.025	.035

The Daniels G411 Gage is recommended for this purpose.



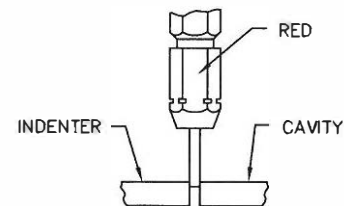
"GO" GAGING

Operate tool to fully closed position. Insert "GO" gage end as shown. Gage must pass freely between indenter and corresponding cavity.



"NO-GO" GAGING

Operate tool to fully closed position. Insert "NO GO" gage end as shown. The "NO GO" may partially enter the indenter opening, but must not pass completely through the opening.



CAUTION!
DO NOT CRIMP GAGE!

CARE OF TOOL

There is virtually no maintenance required. However, it is a good practice to keep crimp jaws free of residual terminal/splice deposits and other debris. A small wire brush may be used for this purpose.

We strongly recommend that you:

1. DO NOT immerse tool in cleaning solution.
2. DO NOT spray oil into tool to lubricate.
3. DO NOT attempt to disassemble tool or make repairs.

This is a precision crimp tool and should be handled as such.

DMC offers complete refurbishing and recalibration services.

DMC specially engineers and manufactures complete tool kits to satisfy individual customer requirements, such as total aircraft support, general shop maintenance or production, on board ship and vehicle service, etc.

LIMITATION OF LIABILITY

DANIELS MANUFACTURING CORPORATION IS NOT LIABLE FOR CONSEQUENTIAL OR SPECIAL DAMAGES OF ANY NATURE OR KIND RESULTING FROM THE USE, OR MISUSE, OF ANY OF ITS PRODUCTS. OWNERS AND USERS OF DMC PRODUCTS ASSUME FULL RESPONSIBILITY FOR INSTRUCTING THEIR EMPLOYEES IN THE PROPER AND SAFE USE OF SUCH PRODUCTS.

LIMITED WARRANTY

DMC (Daniels Manufacturing Corporation) warrants each new product sold by it to be free from defects in material and workmanship under normal use and service. DMC's obligation under this warranty is limited to the free correction or, at DMC's option, the refund of the purchase price of any such product which proves defective in normal service within ninety (90) days after delivery to the first user, provided that the product is returned to DMC with all transportation charges prepaid and which shall appear to DMC's satisfaction, after DMC's inspection, to have been defective in material or workmanship, it being understood that DMC products are not consumer products. This warranty shall not cover any damage to any product which, in the opinion of DMC, was caused by normal wear, misuse, improper operation, tampering, neglect or accident. This warranty is in lieu of all other warranties express or implied. No warranty, express or implied, is made or authorized to be made or assumed with respect to products of Daniels Manufacturing Corporation other than those herein set forth.

Компания «Life Electronics» занимается поставками электронных компонентов импортного и отечественного производства от производителей и со складов крупных дистрибьюторов Европы, Америки и Азии.

С конца 2013 года компания активно расширяет линейку поставок компонентов по направлению коаксиальный кабель, кварцевые генераторы и конденсаторы (керамические, пленочные, электролитические), за счёт заключения дистрибьюторских договоров

Мы предлагаем:

- Конкурентоспособные цены и скидки постоянным клиентам.
- Специальные условия для постоянных клиентов.
- Подбор аналогов.
- Поставку компонентов в любых объемах, удовлетворяющих вашим потребностям.
- Приемлемые сроки поставки, возможна ускоренная поставка.
- Доставку товара в любую точку России и стран СНГ.
- Комплексную поставку.
- Работу по проектам и поставку образцов.
- Формирование склада под заказчика.
- Сертификаты соответствия на поставляемую продукцию (по желанию клиента).
- Тестирование поставляемой продукции.
- Поставку компонентов, требующих военную и космическую приемку.
- Входной контроль качества.
- Наличие сертификата ISO.

В составе нашей компании организован Конструкторский отдел, призванный помогать разработчикам, и инженерам.

Конструкторский отдел помогает осуществить:

- Регистрацию проекта у производителя компонентов.
- Техническую поддержку проекта.
- Защиту от снятия компонента с производства.
- Оценку стоимости проекта по компонентам.
- Изготовление тестовой платы монтаж и пусконаладочные работы.



Тел: +7 (812) 336 43 04 (многоканальный)

Email: org@lifeelectronics.ru

www.lifeelectronics.ru