



## Quick Reference Guide

### SFP+ High Speed Copper Cable Assemblies

Tyco Electronics' SFP+ direct attach copper cable assemblies are a high speed, cost effective alternative to fiber optics in 10Gb Ethernet, 8Gb Fibre Channel and InfiniBand applications. SFP+ copper cable assemblies enable hardware OEMs and data center operators to achieve high port density and configurability at a low cost and reduced power requirement. Tyco Electronics SFP+ copper assemblies meet the industry MSA for signal integrity performance.

#### FEATURES AND BENEFITS

- MSA SFF-8431 compliant
- Supports serial data rates up to 10Gbps
- Low cost alternative to fiber optic assemblies
- Low power consumption
- Enhanced EMI suppression
- Pull-to-release retractable pin latch
- 24AWG through 30AWG cable available
- Passive and active assemblies
- Uses MADISON CABLE brand TurboTwin parallel pair cable

#### PRODUCT APPLICATIONS

- Switches
- Networking - servers, routers and hubs
- Enterprise storage
- Telecommunication equipment
- Network Interface Cards (NIC's)

#### APPLICATIONS BY PROTOCOL

- 10 Gigabit Ethernet and Gigabit Ethernet (IEEE802.3ae)
- Fibre channel: 1, 2, 4 and 8 GFC
- InfiniBand standard SDR (2.5Gbps), DDR (5Gbps) and QDR (10Gbps)
- Fibre Channel over Ethernet (FCoE)
- Serial data transmission

### SFP+ Cable Assembly Part Number Selection Guide

Base P/N	Passive/Active	Data Rate	AWG	Minimum Cable Length	Maximum Cable Length	Equalization
2127934	Passive	10Gbps	24	0.5m	7m	UnEQ
2127933	Passive	10Gbps	26	0.5m	6m	UnEQ
2127932	Passive	10Gbps	28	0.5m	5m	UnEQ
2127931	Passive	10Gbps	30	0.5m	3m	UnEQ
2032757	Active	10Gbps	24, 28, 30	0.5m	15m	N/A

### SFP+ Cable Assembly : Specifications

Connector		Twin Axial Cable			
Interface	PCB paddle card	Operating Temp	0 to +70 deg C	Impedance	100 ± 10 Ohms
Contact Material	30µ Gold plated contact pads	Storage Temp	-40 to +80 deg C	Jacket Material	Flexible PVC
Backshell Material	Tin plated Zinc diecast	Inner Shield	Aluminum/Poly Tape	Bend Radius	3x OD Static
EMI Spring	Tin plated copper alloy	Outer Shield	Tin Plated Copper Braid		5x OD Dynamic
Latch	Retractable pin	Safety Certifications	UL Recognized	Cable OD	24AWG = 0.255 in
Latch Release	Molded thermoplastic pull tab		CSA Certified		26AWG = 0.205 in
Retention Force	90N Max		RoHS Compliant		28AWG = 0.185 in
Durability	100 cycles Min		REACH 2010 Compliant		30AWG = 0.170 in

### SFP+ Cable Assembly : Electrical Performance

#### Passive SFP+ Cable Assemblies : WDP, VMA and VCR Measurements

A passive copper cable assembly will be compliant with the SFP+ MSA Rev 4.1 if the dWDP number is less than 6.75 dB. The WDP measurements shown in the table below are for the indicated wire gauge and cable length of Tyco Electronics production assemblies. Any cable with the same wire gauge and shorter length than the length listed below will have a lower dWDP value.

To be compliant with SFF 8431 Rev 4.1, the VMA must be less than 4.5 dB and the VCR must be greater than 33 dB. The VMA and VCR measurements shown in the table below are for the indicated wire gauge and cable length of Tyco Electronics production assemblies. Any cable with the same wire gauge and shorter length than the length listed below will also meet the VMA and VCR limits.

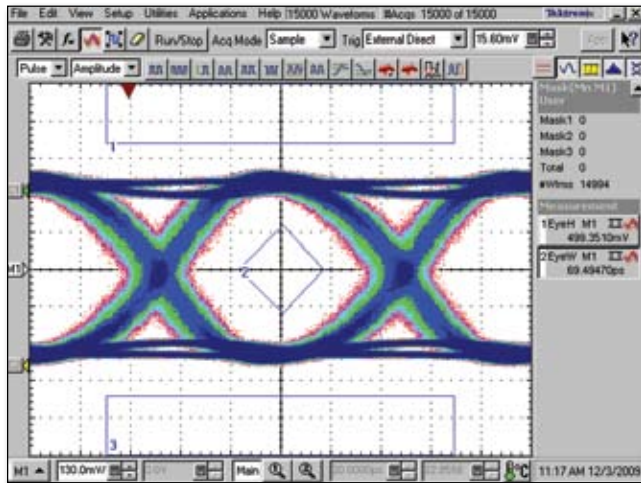
Cable Gauge	Cable Length	WDPo (dB)	WDPI (dB)	dWDP	VMA (dB)	VCR (dB)
<b>Spec Limits</b>	--	--	--	6.75	4.5	33.0
<b>30 AWG</b>	3 meter	6.16	2.4	3.76	3.03875	40.65720
<b>28 AWG</b>	5 meter	7.49	2.4	5.09	3.93609	38.53281
<b>26 AWG</b>	6 meter	8.36	2.4	5.96	3.94267	35.82669
<b>24 AWG</b>	7 meter	7.44	2.4	5.04	2.86154	37.79826

**Active SFP+ Cable Assemblies**

SFF-8431 requires active SFP+ cable assemblies to meet an output eye mask requirement when a minimal eye is transmitted through the cable assembly. The input eye mask is measured by transmitting a 10.3125 Gbps PRBS  $2^{31}-1$  signal into a module compliance test fixture and measuring the eye pattern through the mated host compliance test fixture. Once the input signal is established, the cable assemblies are measured through the module compliance test fixture. All cable assemblies meet the bit error rate requirement of  $1 \times 10^{-12}$ . This design allows for output de-emphasis and signal amplitude to be adjusted to accommodate customer requirements.

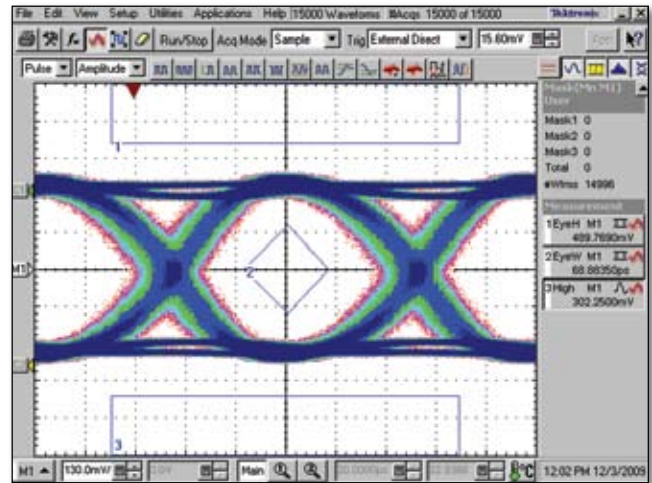
**Output Eye Pattern Performance for 8m, 10m, 15m Active SFP+ DAC**

**8 Meter 30 AWG with Crosstalk**



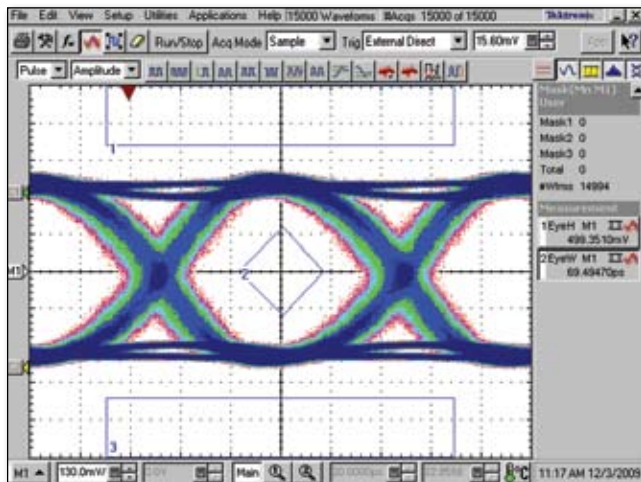
Eye Height = 499 mV, Eye Width = 69.5 ps

**10 Meter 28 AWG with Crosstalk**



Eye Height = 489 mV, Eye Width = 68.8 ps

**15 Meter 24 AWG with Crosstalk**



Eye Height = 491 mV, Eye Width = 64.5 ps

## Frequently asked questions

### What are the performance requirements for the cable assembly?

Tyco Electronics SFP+ copper passive and active cable assemblies meet the signal integrity requirements defined by the industry MSA SFF-8431. We can custom engineer cable assemblies to meet the requirements of a customer's specific system architecture.

### Are passive or active cable assemblies required?

Passive cables have no signal amplification in the assembly and rely on host system Electronic Dispersion Compensation (EDC) for signal amplification/equalization. Active cable assemblies have signal amplification and equalization built into the assembly. Active cable assemblies are typically used in host systems that do not employ EDC. This solution can be a cost savings to the customer.

### What wire gauge is required?

Tyco Electronics offers SFP+ cable assemblies in wire gauges #24 through #32 to support customers' specific cable routing requirements. Smaller wire gauges results in reduced weight, improved airflow and a more flexible cable for ease of routing.

### What cable lengths are required?

Cable length and wire gauge are related to the performance characteristics of the cable assembly. Longer cable lengths require heavier wire gauge, while shorter cable lengths can utilize a smaller gauge cable.

### Are there any special customer requirements?

Examples of special customer requirements include: custom cable lengths, EEPROM programming, labeling and packaging, pull tab length and color, company logo, signal output de-emphasis, and signal output amplitude. We can custom engineer cables to specific customer system architecture.

## FOR MORE INFORMATION

### Technical Support

Internet:	<a href="http://www.tycoelectronics.com/help">www.tycoelectronics.com/help</a>
USA:	+1 (800) 522-6752
Canada:	+1 (905) 470-4425
Mexico & Central America:	+52 (0) 55-1106-0814
South America:	+55 (0) 11-2103-6000
Germany:	+49 (0) 6251-133-1999
UK:	+44 (0) 8706-080208
France:	+33 (0) 1-3420-8686
Netherlands:	+31 (0) 73-6246-999
China:	+86 (0) 400-820-6015

Part numbers in this brochure are RoHS Compliant\*, unless marked otherwise.

\*as defined [www.tycoelectronics.com/leadfree](http://www.tycoelectronics.com/leadfree)

**Tyco Electronics Corporation**, Harrisburg, PA

**tycoelectronics.com**

© 2010 Tyco Electronics Corporation. All Rights Reserved.

1-1773456-2 CIS PDF 07/2010

InfiniBand is a trademark of InfiniBand Trade Association.

MADISON CABLE, TurboTwin, TE (logo) and Tyco Electronics are trademarks of the Tyco Electronics group of companies and its licensors.

Other products, logos, and Company names mentioned herein may be trademarks of their respective owners.

While Tyco Electronics has made every reasonable effort to ensure the accuracy of the information in this catalog, Tyco Electronics does not guarantee that it is error-free, nor does Tyco Electronics make any other representation, warranty or guarantee that the information is accurate, correct, reliable or current. Tyco Electronics reserves the right to make any adjustments to the information contained herein at any time without notice. Tyco Electronics expressly disclaims all implied warranties regarding the information contained herein, including, but not limited to, any implied warranties of merchantability or fitness for a particular purpose. The dimensions in this catalog are for reference purposes only and are subject to change without notice. Specifications are subject to change without notice. Consult Tyco Electronics for the latest dimensions and design specifications.



**Tyco Electronics**  
Our commitment. Your advantage.

Компания «Life Electronics» занимается поставками электронных компонентов импортного и отечественного производства от производителей и со складов крупных дистрибьюторов Европы, Америки и Азии.

С конца 2013 года компания активно расширяет линейку поставок компонентов по направлению коаксиальный кабель, кварцевые генераторы и конденсаторы (керамические, пленочные, электролитические), за счёт заключения дистрибьюторских договоров

Мы предлагаем:

- Конкуренспособные цены и скидки постоянным клиентам.
- Специальные условия для постоянных клиентов.
- Подбор аналогов.
- Поставку компонентов в любых объемах, удовлетворяющих вашим потребностям.
- Приемлемые сроки поставки, возможна ускоренная поставка.
- Доставку товара в любую точку России и стран СНГ.
- Комплексную поставку.
- Работу по проектам и поставку образцов.
- Формирование склада под заказчика.
- Сертификаты соответствия на поставляемую продукцию (по желанию клиента).
- Тестирование поставляемой продукции.
- Поставку компонентов, требующих военную и космическую приемку.
- Входной контроль качества.
- Наличие сертификата ISO.

В составе нашей компании организован Конструкторский отдел, призванный помогать разработчикам, и инженерам.

Конструкторский отдел помогает осуществить:

- Регистрацию проекта у производителя компонентов.
- Техническую поддержку проекта.
- Защиту от снятия компонента с производства.
- Оценку стоимости проекта по компонентам.
- Изготовление тестовой платы монтаж и пусконаладочные работы.



Тел: +7 (812) 336 43 04 (многоканальный)

Email: [org@lifeelectronics.ru](mailto:org@lifeelectronics.ru)