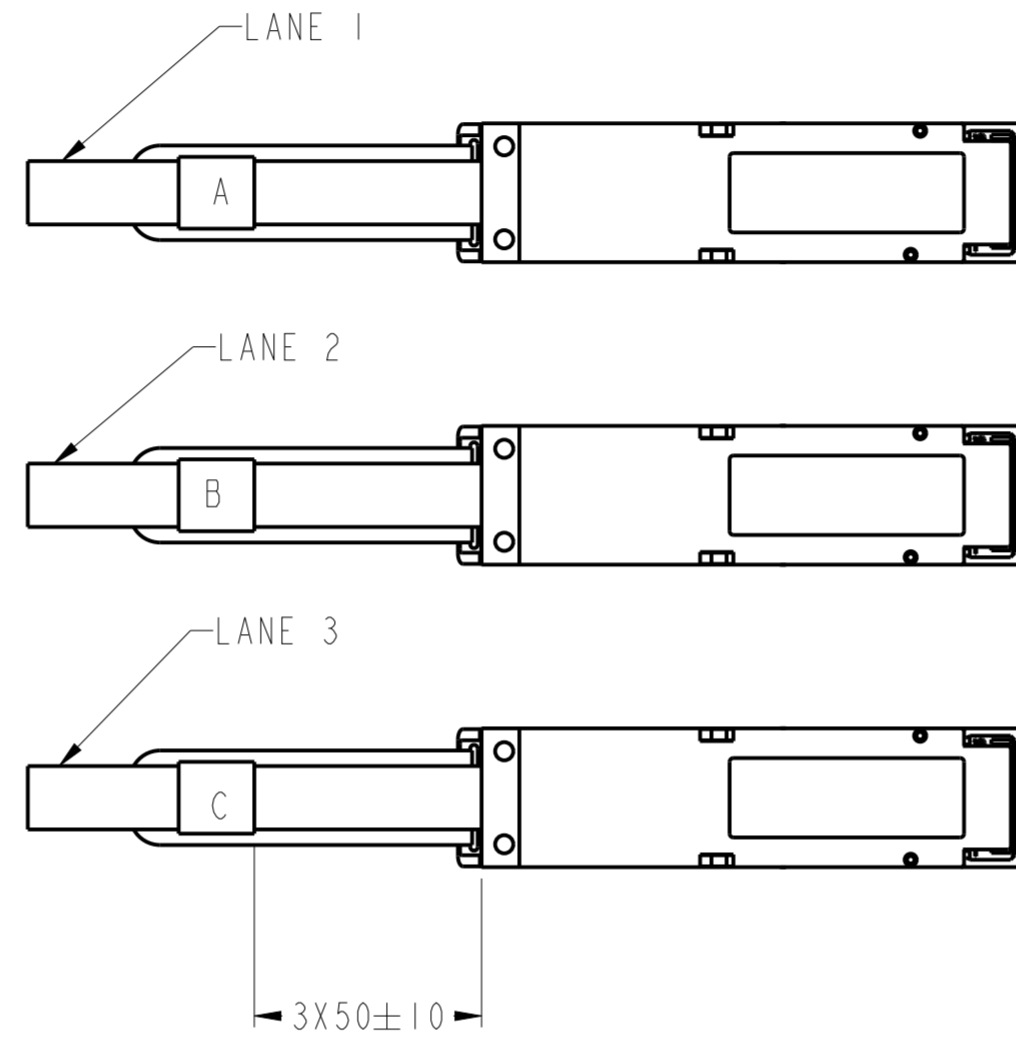
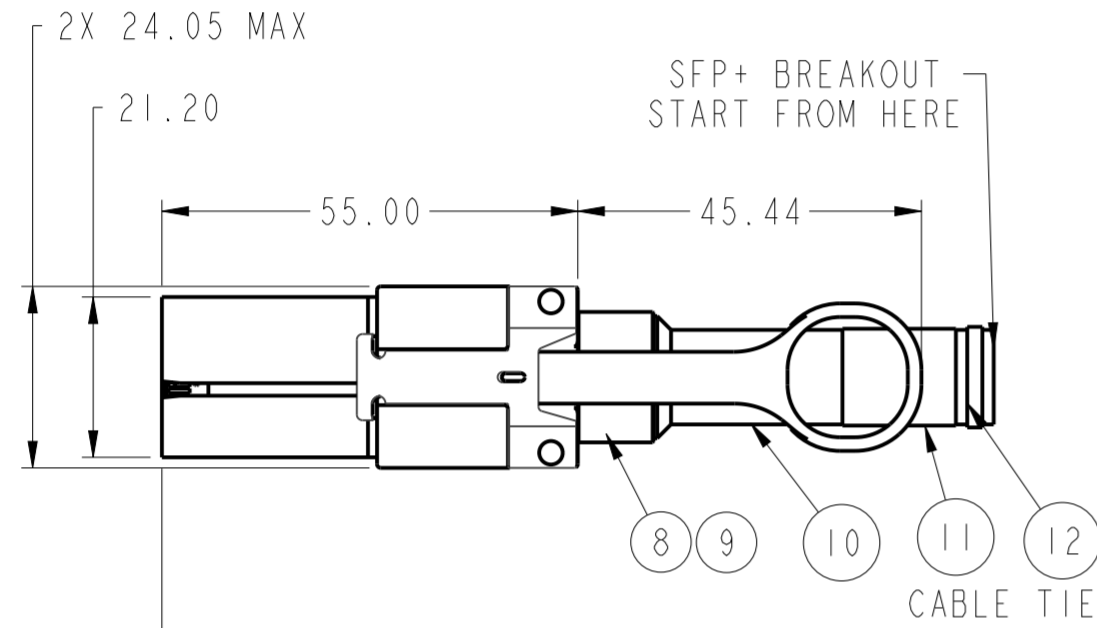
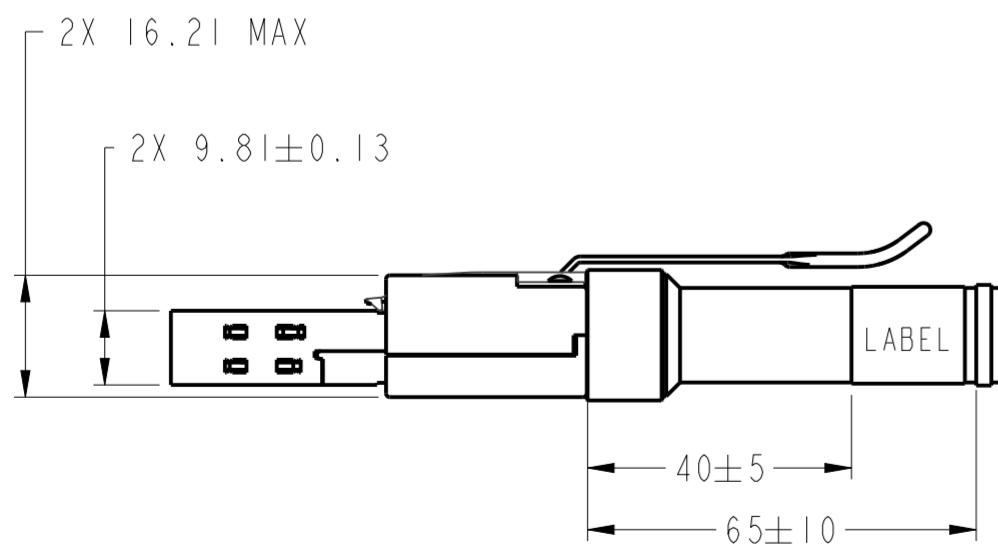


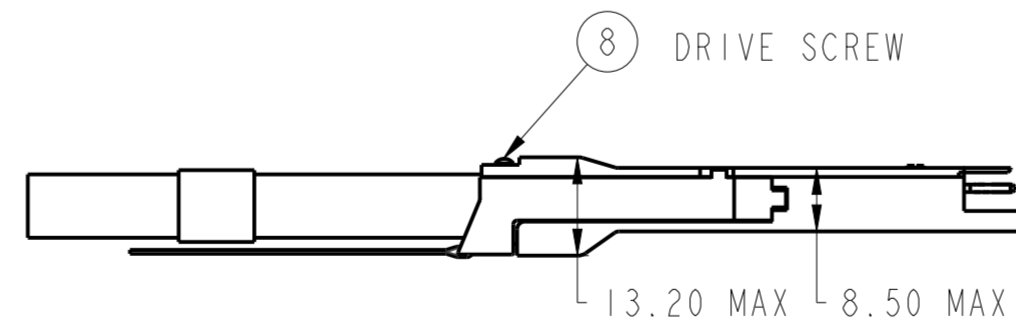
FCI P/N	DIM"L"(METERS)	AWG
10125823-4010LF	1.0	26
10125823-4018LF	1.8	26
10125823-4020LF	2.0	26
10125823-4030LF	3.0	26
10125823-4050LF	5.0	26



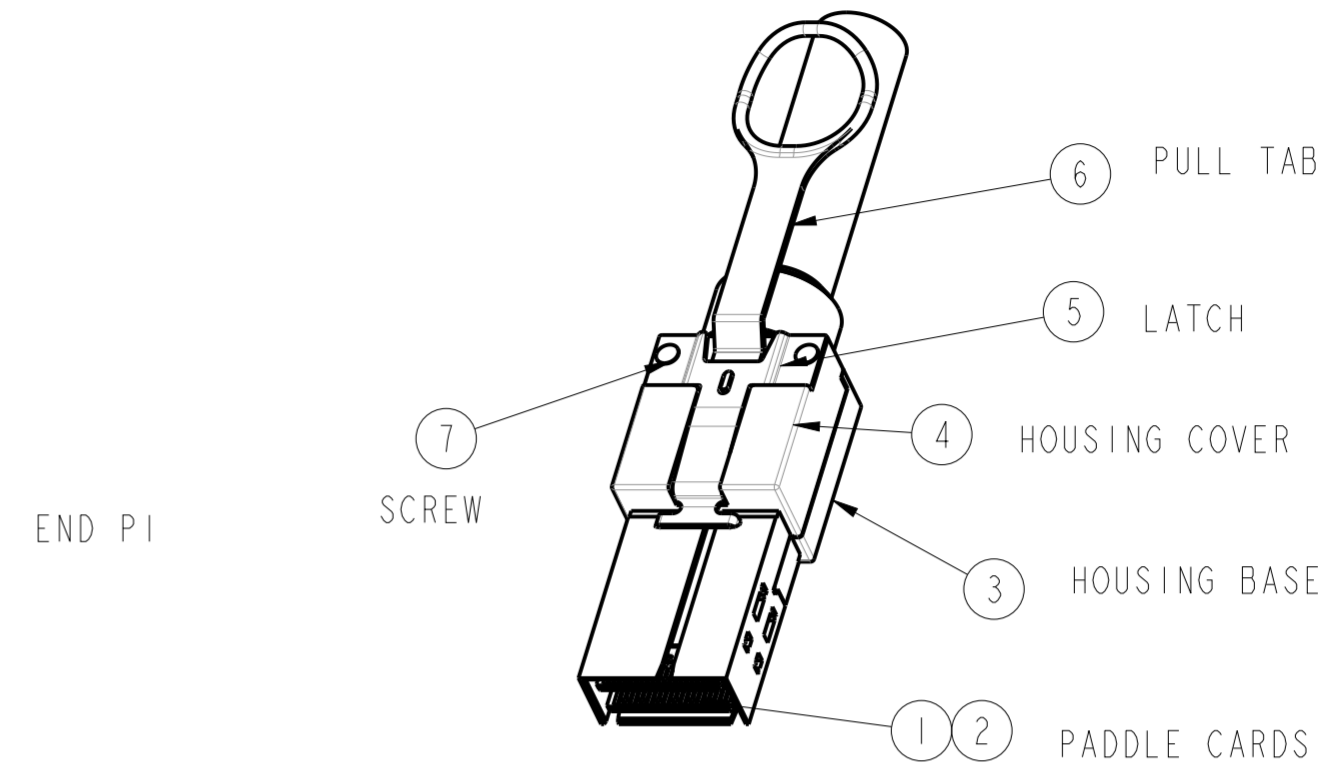
DIM"L"SEE P/N TABLE



END P4
CABLE CONNECTOR
CXP (PASSIVE) PLUG



END P1-P3
CABLE CONNECTOR
QSFP+ (PASSIVE) PLUG



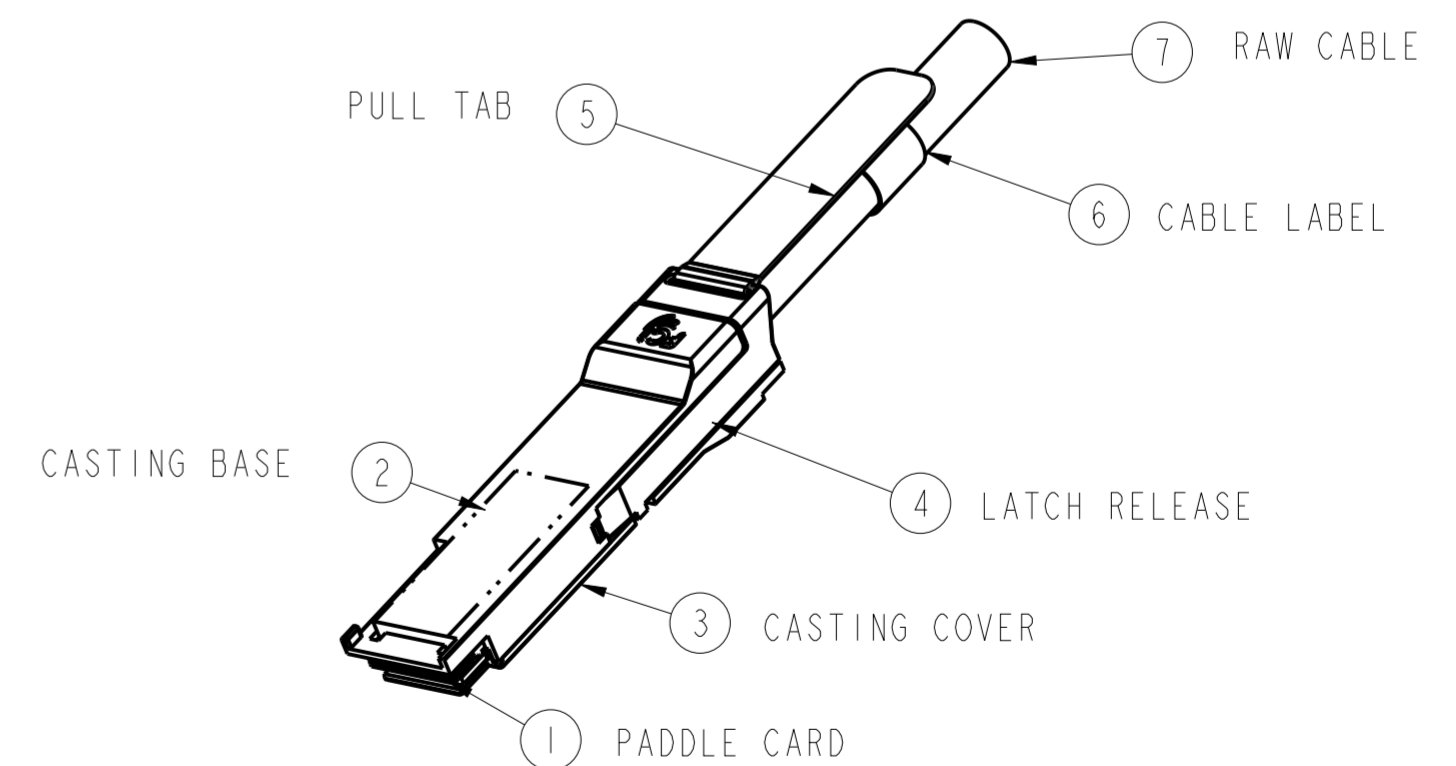
END P1

END P2

END P3



13 DUST COVER



CASTING BASE

spec ref	-	dr	Yu Li	2015/04/22	projection	MM	size	A2	scale	1:2
tolerance std	ASME Y14.5	eng	Shawn Xu	2017/04/27			ecn no	ELX-N-26836-1	rel level	Released
TOLERANCES UNLESS OTHERWISE SPECIFIED		chr	-	apppr			Michael Zhou	2017/04/28		product family
surface	✓	linear	0.X	±Y	Amphenol FCI FINAL ASSEMBLY - 10Gb/s CXP TO 3x QSFP+ PASSIVE CABLE		dwg no	10125823	rev	B
ASME Y14.5	angular	0°	±Y°	www.fci.com	cat. no.	-	Product - Customer Drw	sheet 1 of 4		

FCI P/N	DIM'L(METERS)	AWG
10125823-4010LF	1.0	26
10125823-4018LF	1.8	26
10125823-4020LF	2.0	26
10125823-4030LF	3.0	26
10125823-4050LF	5.0	26



BOM LIST FOR P4 CXP PASSIVE CABLE			
ITEM	DESCRIPTION	QTY	NOTES
1	RX PADDLE CARD	1	SEE TABLE 1
2	TX PADDLE CARD	1	SEE TABLE 1
3	HOUSING BASE	1	
4	HOUSING COVER	1	
5	LATCH	1	
6	PULL STRAP	1	
7	SCREW	2	
8	FERRULE	1	
9	SPLIT GROMMET	1	
10	HEAT SHRINK TUBE	A/R	
11	CABLE LABEL	1	SEE NOTES 5
12	CABLE TIE	1	
13	DUST CAP	1	

BOM LIST FOR P1-P3 QSFP+ PASSIVE CABLE			
ITEM	DESCRIPTION	QTY	NOTES
1	QSFP+ PADDLE CARD	3	
2	CASTING BASE	3	
3	CASTING COVER	3	
4	LATCH RELEASE	3	
5	PULL TAB	3	
6	CABLE LABEL	3	
7	RAW CABLE	A/R	
8	DRIVE SCREW	6	
9	DUST CAP	3	NOT SHOWN
10	COLLAR	3	NOT SHOWN
11	SPRING	6	NOT SHOWN

spec ref	-	dr	Ya Li	2015/04/22	projection	MM	size	A2	scale	1:2												
tolerance std	ASME Y14.5	eng	Shawn Xu	2017/04/27			ecn no	ELX-N-26836-1														
		chr	-	rel level			Released															
surface	<table border="1"> <tr> <td>linear</td> <td>0.X</td> <td>±Y</td> </tr> <tr> <td></td> <td>0.XX</td> <td>±Y</td> </tr> <tr> <td></td> <td>0.XXX</td> <td>±Y</td> </tr> <tr> <td>angular</td> <td>0°</td> <td>±Y°</td> </tr> </table>	linear	0.X	±Y		0.XX	±Y		0.XXX	±Y	angular	0°	±Y°	apppr	Michael Zhou	2017/04/28	product family	-	rel level	Released		
linear	0.X	±Y																				
	0.XX	±Y																				
	0.XXX	±Y																				
angular	0°	±Y°																				
ASME Y14.5				FINAL ASSEMBLY - 10Gb/s CXP TO 3x QSFP+ PASSIVE CABLE		dwg no	10125823	rev	B													
		www.fci.com	cat. no.	Product - Customer Drw		sheet 2 of 4																

PDS: Rev :B

STATUS:Released

Printed: May 02, 2017

Amphenol FCI

© 2016 APCI

FCI P/N	DIM'L"(METERS)	AWG
10125823-4010LF	1.0	26
10125823-4018LF	1.8	26
10125823-4020LF	2.0	26
10125823-4030LF	3.0	26
10125823-4050LF	5.0	26

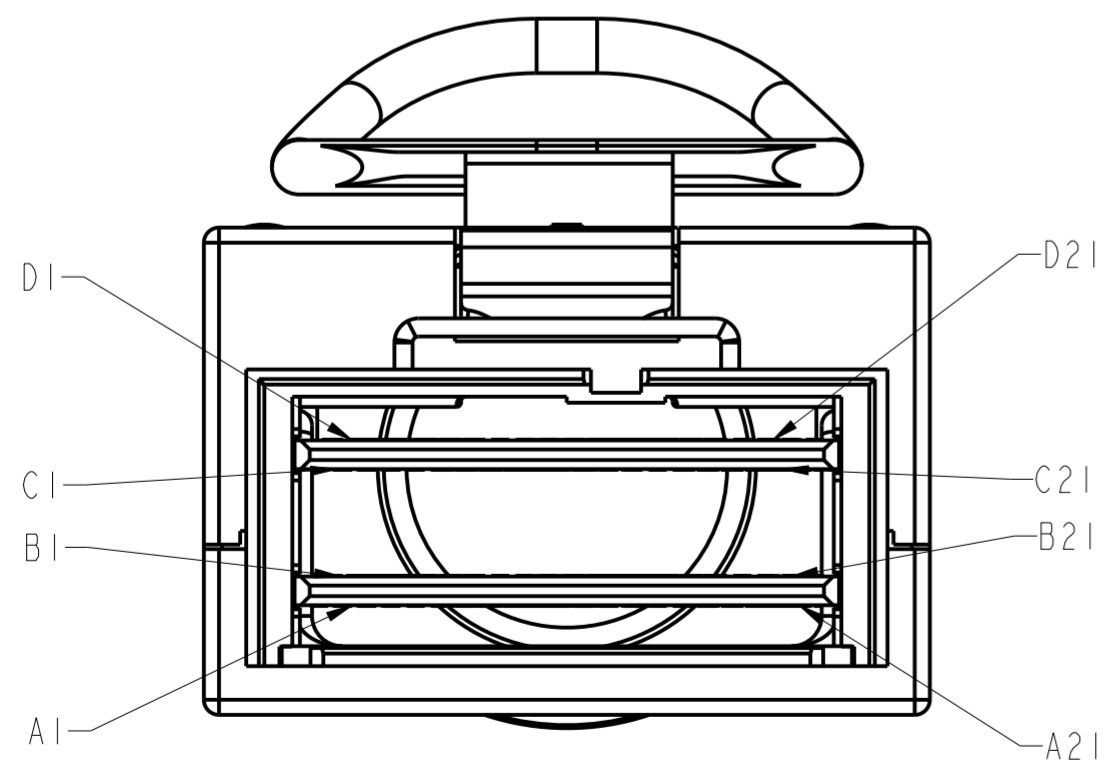


PIN OUT CHART (WIRING) SEE NOTE 6

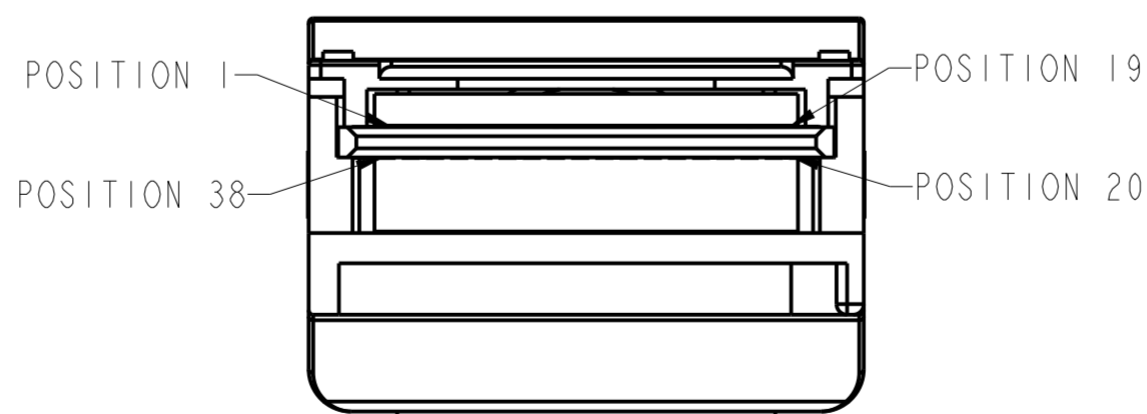
P4 CXP				P1 QSFP+		
PIN	F	SIGNAL	TYPE	PIN	F	SIGNAL
B1	L	GND	C C	P19	L	GND
B2	S	Tx0p	----▷	P17	S	RX0p
B3	S	Tx0n	----▷	P18	S	RX0n
B4	L	GND	C C	P16	L	GND
B5	S	Tx2p	----▷	P14	S	RX2p
B6	S	Tx2n	----▷	P15	S	RX2n
A7	L	GND	C C	P20	L	GND
A2	S	Tx1p	----▷	P22	S	RX1p
A3	S	Tx1n	----▷	P21	S	RX1n
A4	L	GND	C C	P23	L	GND
A5	S	Tx3p	----▷	P25	S	RX3p
A6	S	Tx3n	----▷	P24	S	RX3n
D1	L	GND	C C	P38	L	GND
D2	S	Rx0p	◁----	P36	S	Tx0p
D3	S	Rx0n	◁----	P37	S	Tx0n
D4	L	GND	C C	P35	L	GND
D5	S	Rx2p	◁----	P33	S	Tx2p
D6	S	Rx2n	◁----	P34	S	Tx0n
C1	L	GND	C C	P1	L	GND
C2	S	RX1p	◁----	P3	S	Tx1p
C3	S	RX1n	◁----	P2	S	Tx0n
C4	L	GND	C C	P4	L	GND
C5	S	RX3p	◁----	P5	S	Tx3p
C6	S	RX3n	◁----	P6	S	Tx3n

P4 CXP				P2 QSFP+		
PIN	F	SIGNAL	TYPE	PIN	F	SIGNAL
B7	L	GND	C C	P19	L	GND
B8	S	Tx4p	----▷	P17	S	RX0p
B9	S	Tx4n	----▷	P18	S	RX0n
B10	L	GND	C C	P16	L	GND
B11	S	Tx6p	----▷	P14	S	RX2p
B12	S	Tx6n	----▷	P15	S	RX2n
A7	L	GND	C C	P20	L	GND
A8	S	Tx5p	----▷	P22	S	RX1p
A9	S	Tx5n	----▷	P21	S	RX1n
A10	L	GND	C C	P23	L	GND
A11	S	Tx7p	----▷	P25	S	RX3p
A12	S	Tx7n	----▷	P24	S	RX3n
D7	L	GND	C C	P38	L	GND
D8	S	Rx4p	◁----	P36	S	Tx0p
D9	S	Rx4n	◁----	P37	S	Tx0n
D10	L	GND	C C	P35	L	GND
D11	S	Rx6p	◁----	P33	S	Tx2p
D12	S	Rx6n	◁----	P34	S	Tx0n
C7	L	GND	C C	P1	L	GND
C8	S	RX5p	◁----	P3	S	Tx1p
C9	S	RX5n	◁----	P2	S	Tx0n
C10	L	GND	C C	P4	L	GND
C11	S	RX7p	◁----	P5	S	Tx3p
C12	S	RX7n	◁----	P6	S	Tx3n

P4 CXP				P3 QSFP+		
PIN	F	SIGNAL	TYPE	PIN	F	SIGNAL
B13	L	GND	C C	P19	L	GND
B14	S	Tx0p	----▷	P17	S	RX0p
B15	S	Tx0n	----▷	P18	S	RX0n
B16	L	GND	C C	P16	L	GND
B17	S	Tx2p	----▷	P14	S	RX2p
B18	S	Tx2n	----▷	P15	S	RX2n
B19	L	GND	C C	P13	L	GND
A13	L	GND	C C	P20	L	GND
A14	S	Tx1p	----▷	P22	S	RX1p
A15	S	Tx1n	----▷	P21	S	RX1n
A16	L	GND	C C	P23	L	GND
A17	S	Tx3p	----▷	P25	S	RX3p
A18	S	Tx3n	----▷	P24	S	RX3n
A19	L	GND	C C	P26	L	GND
D13	L	GND	C C	P38	L	GND
D14	S	Rx0p	◁----	P36	S	Tx0p
D15	S	Rx0n	◁----	P37	S	Tx0n
D16	L	GND	C C	P35	L	GND
D17	S	Rx2p	◁----	P33	S	Tx2p
D18	S	Rx2n	◁----	P34	S	Tx0n
D19	L	GND	C C	P32	L	GND
C13	L	GND	C C	P1	L	GND
C14	S	RX1p	◁----	P3	S	Tx1p
C15	S	RX1n	◁----	P2	S	Tx0n
C16	L	GND	C C	P4	L	GND
C17	S	RX3p	◁----	P5	S	Tx3p
C18	S	RX3n	◁----	P6	S	Tx3n
C19	L	GND	C C	P7	L	GND



CXP PLUG
PIN ASSIGNMENTS
SCALE 4:1



QSFP+ PLUG
PIN ASSIGNMENTS
SCALE 4:1

spec ref	-	dr	Yu Li	2015/04/22	projection	MM	size	A2	scale	1:1
tolerance std	ASME Y14.5	eng	Shawn Xu	2017/04/27	chr	-	ecn no	ELX-N-26836-1	rel level	Released
surface	linear	apppr	Michael Zhou	2017/04/28	product family	CXP CABLE	cat. no.	10125823	rev	B
ASME Y14.5	angular	TOLERANCES UNLESS OTHERWISE SPECIFIED		Amphenol FCI		FINAL ASSEMBLY - 10Gb/s		Product - Customer Drw		sheet 3 of 4

Amphenol FCI

© 2016 APCI

FCI P/N	DIM"L"(METERS)	AWG
10125823-4010LF	1.0	26
10125823-4018LF	1.8	26
10125823-4020LF	2.0	26
10125823-4030LF	3.0	26
10125823-4050LF	5.0	26



NOTES:

- ① - MATERIAL:
COVERS: ZINC ALLOY
PULL STRAP: ULTEM 1000B
LATCH COVER: STAINLESS STEEL
LATCH: STAINLESS STEEL
FERRULE: BRASS
LATCH PIN: STAINLESS STEEL
LOCTITE (EPOXY)
PADDLE CARD: PRINTED CIRCUIT SUBSTRATE - FR4
CABLE JACKETS TO BE CL2 RATED - UL94-V0
GROMMET: POLYURETHANE
- ② - THIS PRODUCT MEETS THE RESTRICTION OF HAZARDOUS SUBSTANCES IN ELECTRICAL AND ELECTRONIC EQUIPMENT (RoHS) DIRECTIVE (2002/95/EC)
- ③ - THIS DIMENSION IS A FINISHED PRODUCT LENGTH.
- ④ - UNLESS OTHERWISE SPECIFIED ASSEMBLED LENGTH TOLERANCE IS TO BE:
"DIM L" < 1 METER = ± 25mm
"DIM L" = 1 METER TO 10 METERS = ± 3% OF "DIM L"
- 5 - CONTENTS OF LABEL TO BE:
LABEL DETAILS:

FCI CHINA
FCI P/N
REVISION:02(FCI CUSTOMER DWG VERSION)
SN: CNYWWCE ** * #####
(the first ** present cable length, eg:05--0.5m, 15--1.5m...)
(the 2nd * present cable wire guage, eg:2--30awg, 3--28awg...)
(the 3th * present L--lead free or H--halongen free .)
(the ##### present serial number, eg: 0001, 0002...)

FONT SHALL BE CLEARLY VISIBLE AND BLACK IN COLOR.
- 6 - ALL CABLE ASSEMBLIES SHALL BE 100% TESTED FOR CONTINUITY AS DEFINED IN WIRING LIST.
- 7 - OTHER TESTING PERFORMED AS REQUIRED BY PRODUCT SPECIFICATION: GS-12-0943
- 8 - PACKAGING OF LEAD FREE PRODUCTS MEETS LABELING AND PACKAGING PER SPECIFICATION GS-14-920.
PACKAGE CABLE ASSEMBLIES PER GS-14-14-1272. DUST CAPS ARE TO BE ASSEMBLED PRIOR TO PACKAGING.
- 9- IMPEDANCE: 100Ω DIFFERENTIAL.
- 10-THIS IS FOR 10G APPLICATION.
- 11-EEPROM PER FCI STANDARD PRODUCTION SPEC.CXP END PER GS-12-0943.SFP+ END PER GS-12-616.NOTICE VENDOR NAME SHOULD BE EVERTZ.
- 12- A "△" SYMBOL WILL BE NEXT TO ANY DIMENSION, VIEW, OR NOTE WHICH HAS BEEN MODIFIED WITH THE CURRENT DRAWING REVISION. THE CURRENT REVISION WILL BE SHOWN IN THE SYMBOL.

Amphenol FCI

© 2016 APCI

spec ref	-	dr	Ya Li	2015/04/22	projection	MM	size	A2	scale	1:1												
tolerance std	ASME Y14.5	eng	Shawn Xu	2017/04/27			ecn no	ELX-N-26836-1														
TOLERANCES UNLESS OTHERWISE SPECIFIED		chr	-	apppr			Michael Zhou	2017/04/28	product family	CXP CABLE	rel level	Released										
surface	<table border="1"> <tr> <td rowspan="3"> </td> <td>linear</td> <td>0.X</td> <td>±Y</td> </tr> <tr> <td></td> <td>0.XX</td> <td>±Y</td> </tr> <tr> <td></td> <td>0.XXX</td> <td>±Y</td> </tr> <tr> <td>ASME Y14.5</td> <td>angular</td> <td>0°</td> <td>±Y°</td> </tr> </table>		linear	0.X	±Y		0.XX	±Y		0.XXX	±Y	ASME Y14.5	angular	0°	±Y°		FINAL ASSEMBLY - 10Gb/s CXP TO 3x QSFP+ PASSIVE CABLE		dwg no 10125823	rev B		
	linear		0.X	±Y																		
			0.XX	±Y																		
		0.XXX	±Y																			
ASME Y14.5	angular	0°	±Y°																			
		www.fci.com	cat. no.	Product - Customer Drw		sheet 4 of 4																

PDS: Rev :B

STATUS:Released

Printed: May 02, 2017

Компания «Life Electronics» занимается поставками электронных компонентов импортного и отечественного производства от производителей и со складов крупных дистрибьюторов Европы, Америки и Азии.

С конца 2013 года компания активно расширяет линейку поставок компонентов по направлению коаксиальный кабель, кварцевые генераторы и конденсаторы (керамические, пленочные, электролитические), за счёт заключения дистрибьюторских договоров

Мы предлагаем:

- Конкурентоспособные цены и скидки постоянным клиентам.
- Специальные условия для постоянных клиентов.
- Подбор аналогов.
- Поставку компонентов в любых объемах, удовлетворяющих вашим потребностям.
- Приемлемые сроки поставки, возможна ускоренная поставка.
- Доставку товара в любую точку России и стран СНГ.
- Комплексную поставку.
- Работу по проектам и поставку образцов.
- Формирование склада под заказчика.
- Сертификаты соответствия на поставляемую продукцию (по желанию клиента).
- Тестирование поставляемой продукции.
- Поставку компонентов, требующих военную и космическую приемку.
- Входной контроль качества.
- Наличие сертификата ISO.

В составе нашей компании организован Конструкторский отдел, призванный помогать разработчикам, и инженерам.

Конструкторский отдел помогает осуществить:

- Регистрацию проекта у производителя компонентов.
- Техническую поддержку проекта.
- Защиту от снятия компонента с производства.
- Оценку стоимости проекта по компонентам.
- Изготовление тестовой платы монтаж и пусконаладочные работы.



Тел: +7 (812) 336 43 04 (многоканальный)

Email: org@lifeelectronics.ru