


Cable Components



Fair-Rite Products Corp.

PO Box J, One Commercial Row, Wallkill, NY 12589-0288

Phone: (888) FAIR RITE / (845) 895-2055 • FAX: (888) FERRITE / (845) 895-2629
(888) 324-7748 (888) 337-7483

• www.fair-rite.com
• E-Mail: ferrites@fair-rite.com

Engineering Kits

Expanded Cable & Suppressor Kit

Part Number 0199000005

This is our most popular engineering kit. As the name implies, this kit contains a broad sampling of suppression cores to reduce conducted EMI over wires and cables.

Chip Bead Kit

Part Number 0199000018

The chip bead kit has a number of different EIA size chip components with a range of impedance values and signal speeds. Also one of our chip arrays is included in this kit. Parts are RoHS compliant.

Shield Bead Kit

Part Number 0199000019

The shield bead kit has 28 different beads in three suppression materials, 73, 43, and 61.

Antenna/RFID Kit

Part Number 0199000024

The kit contains a range of rods in three low losses, high Q, materials, 78, 61 and 67, to cover frequencies from 10 kHz to 50 MHz.

Surface Mount Bead Kit

Part Number 0199000025

An assortment of surface mount beads for differential and common-mode applications in 73 material for < 50 MHz, 43/44 material for 25-300 MHz and 52/61 material for 250-1000 MHz frequencies. Parts are RoHS compliant.

Wound Bead Kit

Part Number 0199000027

The wound bead kit has twelve wound beads in two suppression materials, 44 and 61, wound in several winding configurations. Parts are RoHS compliant.

Bead-On-Lead Kit

Part Number 0199000028

This bead-on-lead kit has three parts each in three materials, 73, 43 and 61, for through hole applications. Parts are RoHS compliant.

Fair-Rite Products Corp.

PO Box J, One Commercial Row, Wallkill, NY 12589-0288

Phone: (888) FAIR RITE / (845) 895-2055 • FAX: (888) FERRITE / (845) 895-2629
(888) 324-7748 (888) 337-7483

• www.fair-rite.com
• E-Mail: ferrites@fair-rite.com

Engineering Kits

Rod Kit (52 Matl)

Part Number 0199000029

A new rod kit in the new 52 material. Samples of seven sizes intended for open circuit applications that require a ferrite material with high saturation and Curie temperature.

31 Snap-It Kit

Part Number 0199000030

This 31 material snap-it kit has a range parts for different cable diameters. Suggested operating frequency 1-300 MHz.

43 Snap-It Kit

Part Number 0199000031

Snap-it assemblies suitable for the 25-300 MHz frequency range. Can accommodate cable diameters from .250 to .590 inches.

46 Core and Snap-It Kit

Part Number 0199000032

This kit has a selection of cable cores and snap-its in our new economical 46 material. This material has similar performance as our 43/44 grade materials over the 25-300 MHz frequency range.

61 Snap-It Kit

Part Number 0199000033

Our recommendation for suppressing conducted EMI in 200-1000 MHz is the 61 material. This kit has a selection of 61 snap-its.

Chip Inductor Kit

Part Number 0199000035

The chip inductor kit has several EIA sizes in both ferrite and ceramic chip inductors. Parts are RoHS compliant.

Multi-Aperture Core Kit

Part Number 0199000036

Kit contains several sizes in four materials, 73, 43, 61 and 67. This allows experimentation from a few kHz into the 50-100 MHz range.

Round Cable EMI Suppression Cores

Listed by frequency range and in ascending order of "B" dimension.

Fair-Rite offers a broad selection of ferrite EMI suppression cable cores in several materials with guaranteed minimum impedance specifications.

. All cable cores have been burnished to remove the sharp edges.

. The column "H" (Oe) gives for each cable core the calculated dc bias field in oersted for 1 turn and 1 ampere direct current. The actual dc H field in the application, is this value of "H" times the actual NI (ampere-turns) product. For the effect of the dc bias on the impedance of the core material, see the material graphs on pages 145-146, Figures 18-23.

. Suppression cable cores are controlled for impedances only. The impedances listed are typical values. Minimum impedance values are specified for the + marked frequencies. The minimum guaranteed impedance is the listed impedance less 20%.

. Single turn impedance tests for 31, 43 and 46 material cores are performed on the 4193A Vector Impedance Meter. The 61 material parts are tested on the 4191A RF Impedance Analyzer. **Cores are tested with the shortest practical wire length.**

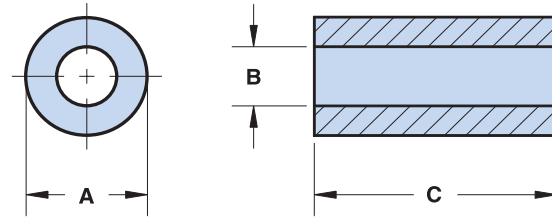
. Performance curves of all listed cable suppression cores are compiled on the Fair-Rite Products CD-ROM.

. For smaller suppression parts, refer to the section "EMI Suppression Beads" on pages 29-33.

. For any cable suppression core not listed here, feel free to contact our customer service group for availability and pricing.

. Our "Expanded Cable and Connector EMI Suppression Kit" (part number 0199000005) contains a selection of these suppression cores. See page 67.

. Explanation of Part Numbers: Digits 1&2 = product class, 3&4 material grade and last digit 2 = burnished.



Lower & Broadband Frequencies 1-300 MHz (31 material)

Dimensions (Bold numbers are in millimeters, light numbers are nominal in inches.)

| Part Number | A | B | C* | Wt (g) | H (Oe) | Typical Impedance (Ω) | | | | | |
|-------------|----------------------|-------------------|--------------------|--------|--------|--------------------------------|-------|---------------------|---------------------|----------------------|---------|
| | | | | | | 1 MHz | 5 MHz | 10 MHz ⁺ | 25 MHz ⁺ | 100 MHz ⁺ | 250 MHz |
| 2631250202 | 6.35±0.15 .250 | 2.95±0.45 .125 | 25.4±0.75 1.000 | 2.9 | .52 | 27 | 70 | 90 | 138 | 230 | 240 |
| 2631023002 | 9.5±0.25 .375 | 4.75±0.3 .193 | 19.05±0.7 .750 | 4.7 | .52 | 19 | 49 | 62 | 95 | 160 | 185 |
| 2631480102 | 12.3±0.4 .485 | 4.95±0.25 .200 | 12.7±0.4 .500 | 6.0 | .52 | 18 | 45 | 58 | 88 | 140 | 167 |
| 2631480002 | 12.3±0.4 .485 | 4.95±0.25 .200 | 25.4±0.75 1.000 | 12 | .52 | 34 | 88 | 115 | 175 | 295 | 267 |
| 2631540202 | 14.3±0.45 .562 | 6.35±0.25 .250 | 13.8 - 0.7 .530 | 8.3 | .43 | 17 | 44 | 58 | 88 | 140 | 160 |
| 2631540002 | 14.3±0.45 .562 | 6.35±0.25 .250 | 28.6±0.75 1.125 | 17.7 | .43 | 35 | 91 | 119 | 181 | 300 | 280 |
| 2631625002 | 16.25 - 0.75 .625 | 7.9±0.25 .312 | 14.3±0.35 .562 | 10.3 | .36 | 16 | 40 | 53 | 75 | 130 | 150 |
| 2631625102 | 16.25 - 0.75 .625 | 7.9±0.25 .312 | 28.6±0.75 1.125 | 20.5 | .36 | 30 | 79 | 103 | 156 | 260 | 268 |
| 2631665802 | 17.45±0.4 .687 | 9.5±0.25 .375 | 12.7±0.5 .500 | 10.3 | .32 | 13 | 31 | 38 | 60 | 115 | 137 |
| 2631665702 | 17.45±0.4 .687 | 9.5±0.25 .375 | 28.6±0.75 1.125 | 23.1 | .32 | 27 | 69 | 89 | 138 | 225 | 265 |

* This dimension may be modified to suit specific applications.

⁺ Test frequency

Fair-Rite Products Corp.

PO Box J, One Commercial Row, Wallkill, NY 12589-0288

Phone: (888) FAIR RITE / (845) 895-2055 • FAX: (888) FERRITE / (845) 895-2629
(888) 324-7748 (888) 337-7483

• www.fair-rite.com
• E-Mail: ferrites@fair-rite.com

Round Cable EMI Suppression Cores

Listed by frequency range and in ascending order of "B" dimension.

Lower & Broadband Frequencies 1-300 MHz (31 material)

Dimensions (Bold numbers are in millimeters, light numbers are nominal in inches.)

| Part Number | A | B | C* | Wt (g) | H (Oe) | Typical Impedance (Ω) | | | | | |
|-------------|--------------------|---------------------|----------------------|--------|--------|--------------------------------|-------|---------------------|---------------------|----------------------|---------|
| | | | | | | 1 MHz | 5 MHz | 10 MHz ⁺ | 25 MHz ⁺ | 100 MHz ⁺ | 250 MHz |
| 2631626302 | 18.7±0.5 .735 | 10.15±0.25 .400 | 14.65 - 0.75 .562 | 13.3 | .29 | 14 | 35 | 44 | 69 | 115 | 140 |
| 2631626402 | 18.7±0.5 .735 | 10.15±0.25 .400 | 28.6±0.75 1.125 | 26.6 | .29 | 27 | 69 | 89 | 138 | 225 | 235 |
| 2631102002 | 25.9±0.75 1.020 | 12.8±0.25 .505 | 28.6±0.8 1.125 | 55 | .22 | 31 | 79 | 103 | 156 | 260 | 280 |
| 2631101902 | 28.5±0.6 1.122 | 13.8±0.3 .543 | 28.6±0.8 1.125 | 68 | .21 | 32 | 82 | 106 | 163 | 270 | 300 |
| 2631801202 | 29.0±0.75 1.142 | 19.0±0.5 .748 | 13.85±0.4 .545 | 25 | .17 | 10 | 24 | 31 | 49 | 88 | 130 |
| 2631103002 | 31.1±0.85 1.225 | 19.05±0.6 .750 | 50.8±1.0 2.000 | 116 | .17 | 37 | 98 | 120 | 205 | 340 | 315 |
| 2631626202 | 50.8±1.3 2.000 | 25.4±0.8 1.000 | 38.1±0.75 1.500 | 278 | .11 | 40 | 103 | 140 | 215 | 365 | 290 |
| 2631803802 | 61.0±1.3 2.400 | 35.55±0.85 1.400 | 12.7±0.5 .500 | 118 | .09 | 12 | 28 | 40 | 63 | 119 | 215 |

Broadband Frequencies 25-300 MHz (43 material)

| Part Number | A | B | C* | Wt (g) | H (Oe) | Typical Impedance (Ω) | | | |
|-------------|-------------------|-------------------|--------------------|--------|--------|--------------------------------|---------------------|----------------------|---------|
| | | | | | | 10 MHz | 25 MHz ⁺ | 100 MHz ⁺ | 250 MHz |
| 2643480102 | 12.3±0.4 .485 | 4.95±0.25 .200 | 12.7±0.4 .500 | 6.0 | .52 | 52 | 84 | 121 | 145 |
| 2643480002 | 12.3±0.4 .485 | 4.95±0.25 .200 | 25.4±0.75 1.000 | 12 | .52 | 102 | 165 | 236 | 233 |
| 2643540702 | 14.3±0.45 .562 | 6.35±0.25 .250 | 5.3 - 0.45 .200 | 3.1 | .43 | 20 | 30 | 50 | 68 |
| 2643540102 | 14.3±0.45 .562 | 6.35±0.25 .250 | 10.15±0.4 .400 | 6.3 | .43 | 39 | 61 | 89 | 104 |
| 2643540202 | 14.3±0.45 .562 | 6.35±0.25 .250 | 13.8 - 0.7 .530 | 8.3 | .43 | 51 | 78 | 118 | 140 |
| 2643540002 | 14.3±0.45 .562 | 6.35±0.25 .250 | 28.6±0.75 1.125 | 17.7 | .43 | 105 | 171 | 250 | 255 |
| 2643540302 | 14.3±0.45 .562 | 7.1±0.25 .280 | 15.25±0.4 .600 | 8.9 | .41 | 50 | 75 | 118 | 137 |
| 2643800302 | 12.7±0.25 .500 | 7.15±0.2 .282 | 4.9 - 0.25 .188 | 2.0 | .43 | 15 | 26 | 42 | 59 |
| 2643540402 | 14.3±0.45 .562 | 7.25±0.2 .286 | 28.6±0.75 1.125 | 16 | .40 | 88 | 143 | 215 | 230 |
| 2643801102 | 12.7±0.25 .500 | 7.9±0.2 .312 | 6.35±0.2 .250 | 2.4 | .40 | 16 | 26 | 41 | 59 |
| 2643801902 | 12.7±0.25 .500 | 7.9±0.2 .312 | 12.7±0.4 .500 | 4.7 | .40 | 29 | 44 | 73 | 91 |

* This dimension may be modified to suit specific applications.

⁺ Test frequency

Fair-Rite Products Corp.

PO Box J, One Commercial Row, Wallkill, NY 12589-0288

Phone: (888) FAIR RITE / (845) 895-2055 • FAX: (888) FERRITE / (845) 895-2629 • www.fair-rite.com
(888) 324-7748 (888) 337-7483 • E-Mail: ferrites@fair-rite.com

Round Cable EMI Suppression Cores

Listed by frequency range and in ascending order of "B" dimension.

Broadband Frequencies 25-300 MHz (43 material)

Dimensions (Bold numbers are in millimeters, light numbers are nominal in inches.)

| Part Number | A | B | C* | Wt (g) | H (Oe) | Typical Impedance (Ω) | | | |
|-------------|----------------------|--------------------|----------------------|--------|--------|--------------------------------|---------------------|----------------------|---------|
| | | | | | | 10 MHz | 25 MHz ⁺ | 100 MHz ⁺ | 250 MHz |
| 2643625002 | 16.25 - 0.75 .625 | 7.9±0.25 .312 | 14.3±0.35 .562 | 10.3 | .36 | 45 | 70 | 113 | 135 |
| 2643625102 | 16.25 - 0.75 .625 | 7.9±0.25 .312 | 28.6±0.75 1.125 | 20.5 | .36 | 90 | 130 | 213 | 305 |
| 2643625202 | 15.9±0.4 .625 | 7.9±0.3 .312 | 50.8±1.0 2.000 | 36 | .36 | 158 | 235 | 384 | 373 |
| 2643665902 | 17.45±0.4 .687 | 9.5±0.25 .375 | 6.35±0.25 .250 | 5.1 | .32 | 19 | 26 | 44 | 62 |
| 2643665802 | 17.45±0.4 .687 | 9.5±0.25 .375 | 12.7±0.5 .500 | 10.3 | .32 | 35 | 55 | 88 | 108 |
| 2643665702 | 17.45±0.4 .687 | 9.5±0.25 .375 | 28.6±0.75 1.125 | 23.1 | .32 | 78 | 125 | 200 | 255 |
| 2643626302 | 18.7±0.5 .735 | 10.15±0.25 .400 | 14.65 - 0.75 .562 | 13.3 | .29 | 41 | 63 | 96 | 123 |
| 2643626402 | 18.7±0.5 .735 | 10.15±0.25 .400 | 28.6±0.75 1.125 | 26.6 | .29 | 79 | 128 | 196 | 220 |
| 2643626502 | 18.7±0.6 .735 | 10.15±0.4 .400 | 50.8±1.0 2.000 | 47 | .29 | 138 | 225 | 348 | 405 |
| 2643801502 | 25.4±0.65 1.000 | 12.7±0.35 .500 | 6.35±0.25 .250 | 11.6 | .23 | 22 | 34 | 53 | 87 |
| 2643102402 | 25.9±0.75 1.020 | 12.8±0.25 .505 | 21.3±0.5 .840 | 41 | .22 | 68 | 110 | 183 | 230 |
| 2643102002 | 25.9±0.75 1.020 | 12.8±0.25 .505 | 28.6±0.8 1.125 | 55 | .22 | 91 | 145 | 235 | 275 |
| 2643800602 | 20.95±0.4 .825 | 13.2±0.3 .520 | 6.35±0.2 .250 | 6.3 | .24 | 16 | 24 | 44 | 67 |
| 2643800502 | 20.95±0.4 .825 | 13.2±0.3 .520 | 11.9±0.4 .468 | 11.9 | .24 | 27 | 45 | 82 | 115 |
| 2643801802 | 22.1±0.4 .870 | 13.7±0.3 .540 | 6.35±0.2 .250 | 7.2 | .23 | 15 | 25 | 45 | 70 |
| 2643101902 | 28.5±0.6 1.122 | 13.8±0.3 .543 | 28.6±0.8 1.125 | 67 | .21 | 93 | 145 | 230 | 290 |
| 2643801402 | 25.4±0.6 1.000 | 15.5±0.5 .610 | 8.1±0.3 .320 | 12.4 | .20 | 20 | 35 | 55 | 95 |
| 2643806402 | 25.4±0.6 1.000 | 15.5±0.5 .610 | 12.7±0.4 .500 | 19.4 | .20 | 30 | 53 | 90 | 130 |
| 2643251002 | 39.1±0.75 1.540 | 16.75±0.5 .660 | 22.2±0.8 .875 | 104 | .16 | 85 | 135 | 230 | 325 |
| 2643801002 | 29.0±0.75 1.142 | 19.0±0.5 .748 | 7.5±0.25 .295 | 13.6 | .17 | 17 | 28 | 47 | 80 |
| 2643801202 | 29.0±0.75 1.142 | 19.0±0.5 .748 | 13.85±0.4 .545 | 25.1 | .17 | 28 | 51 | 92 | 142 |
| 2643103102 | 29.0±0.75 1.142 | 19.0±0.5 .748 | 38.1±0.75 1.500 | 69 | .17 | 87 | 130 | 200 | 250 |

* This dimension may be modified to suit specific applications.

⁺ Test frequency

Fair-Rite Products Corp.

PO Box J, One Commercial Row, Wallkill, NY 12589-0288

Phone: (888) FAIR RITE / (845) 895-2055 • FAX: (888) FERRITE / (845) 895-2629 • www.fair-rite.com
(888) 324-7748 (888) 337-7483 • E-Mail: ferrites@fair-rite.com

Round Cable EMI Suppression Cores

Listed by frequency range and in ascending order of "B" dimension.

Broadband Frequencies 25-300 MHz (43 material)

Dimensions (Bold numbers are in millimeters, light numbers are nominal in inches.)

| Part Number | A | B | C* | Wt (g) | H (Oe) | Typical Impedance (Ω) | | | |
|-------------|----------------------------|----------------------------|----------------------------|--------|--------|--------------------------------|---------------------|----------------------|---------|
| | | | | | | 10 MHz | 25 MHz ⁺ | 100 MHz ⁺ | 250 MHz |
| 2643804502 | 31.1±0.75 1.225 | 19.05±0.5 .750 | 16.3 - 0.75 .627 | 36 | .17 | 37 | 60 | 100 | 153 |
| 2643103002 | 31.1±0.85 1.225 | 19.05±0.6 .750 | 50.8 ± 1.0 2.000 | 116 | .17 | 105 | 195 | 330 | 310 |
| 2643802702 | 35.55±0.75 1.400 | 22.85±0.5 .900 | 12.7±0.5 .500 | 36 | .14 | 28 | 48 | 80 | 135 |
| 2643626102 | 50.8±1.0 2.000 | 25.4±0.5 1.000 | 25.4±0.75 1.000 | 190 | .11 | 80 | 128 | 224 | 310 |
| 2643625902 | 50.8±1.0 2.000 | 25.4±0.5 1.000 | 28.7±0.75 1.130 | 215 | .11 | 90 | 145 | 254 | 373 |
| 2643626202 | 50.8±1.3 2.000 | 25.4±0.8 1.000 | 38.1±0.75 1.500 | 285 | .11 | 118 | 193 | 336 | 280 |
| 2643626002 | 50.8±1.3 2.000 | 25.4±0.8 1.000 | 50.8±1.0 2.000 | 380 | .11 | 157 | 240 | 360 | 257 |
| 2643803802 | 61.0±1.3 2.400 | 35.55±0.85 1.400 | 12.7±0.5 .500 | 118 | .09 | 33 | 58 | 108 | 218 |

Broadband Frequencies 25-300 MHz (Economical 46 material)

| Part Number | A | B | C* | Wt (g) | H (Oe) | Typical Impedance (Ω) | | | |
|-------------|-----------------------------|--------------------------|---------------------------|--------|--------|--------------------------------|--------|----------------------|---------|
| | | | | | | 10 MHz | 25 MHz | 100 MHz ⁺ | 250 MHz |
| 2646480102 | 12.3±0.4 .485 | 4.95±0.25 .200 | 12.7±0.4 .500 | 6.0 | .52 | 42 | 62 | 110 | 145 |
| 2646480002 | 12.3±0.4 .485 | 4.95±0.25 .200 | 25.4±0.75 1.000 | 12 | .52 | 83 | 125 | 212 | 233 |
| 2646540202 | 14.3±0.45 .562 | 6.35±0.25 .250 | 13.8 - 0.7 .530 | 8.3 | .43 | 45 | 66 | 106 | 127 |
| 2646540002 | 14.3±0.45 .562 | 6.35±0.25 .250 | 28.6±0.75 1.125 | 17.7 | .43 | 89 | 134 | 225 | 253 |
| 2646625002 | 16.25 - 0.75 .625 | 7.9±0.25 .312 | 14.3±0.35 .562 | 10.3 | .36 | 44 | 63 | 102 | 135 |
| 2646625102 | 16.25 - 0.75 .625 | 7.9±0.25 .312 | 28.6±0.75 1.125 | 20.5 | .36 | 78 | 115 | 192 | 235 |
| 2646625202 | 15.9±0.4 .625 | 7.9±0.3 .312 | 50.8±1.0 2.000 | 36 | .36 | 138 | 204 | 345 | 270 |
| 2646665802 | 17.45±0.4 .687 | 9.5±0.25 .375 | 12.7±0.5 .500 | 10.3 | .32 | 32 | 49 | 79 | 110 |
| 2646665702 | 17.45±0.4 .687 | 9.5±0.25 .375 | 28.6±0.75 1.125 | 23.1 | .32 | 72 | 106 | 180 | 225 |
| 2646102402 | 25.9±0.75 1.020 | 12.8±0.25 .505 | 21.3±0.5 .840 | 41 | .22 | 67 | 100 | 165 | 218 |
| 2646102002 | 25.9±0.75 1.020 | 12.8±0.25 .505 | 28.6±0.8 1.125 | 55 | .22 | 74 | 118 | 212 | 268 |
| 2646101902 | 28.5±0.6 1.122 | 13.8±0.3 .543 | 28.6±0.8 1.125 | 67 | .21 | 80 | 121 | 207 | 285 |

* This dimension may be modified to suit specific applications.

⁺ Test frequency

Fair-Rite Products Corp.

PO Box J, One Commercial Row, Wallkill, NY 12589-0288

Phone: (888) FAIR RITE / (845) 895-2055 • FAX: (888) FERRITE / (845) 895-2629
(888) 324-7748 (888) 337-7483

• www.fair-rite.com
• E-Mail: ferrites@fair-rite.com

Round Cable EMI Suppression Cores

Listed by frequency range and in ascending order of "B" dimension.

Broadband Frequencies 25-300 MHz (Economical 46 material)

Dimensions (Bold numbers are in millimeters, light numbers are nominal in inches.)

| Part Number | A | B | C* | Wt (g) | H (Oe) | Typical Impedance (Ω) | | | |
|-------------|---------------------------|----------------------------|----------------------------|--------|--------|--------------------------------|--------|----------------------|---------|
| | | | | | | 10 MHz | 25 MHz | 100 MHz ⁺ | 250 MHz |
| 2646804502 | 31.1±0.75 1.225 | 19.05±0.5 .750 | 16.3 - 0.75 .627 | 36 | .17 | 33 | 49 | 90 | 150 |
| 2646103002 | 31.1±0.85 1.225 | 19.05±0.6 .750 | 50.8 ± 1.0 2.000 | 116 | .17 | 95 | 155 | 297 | 310 |
| 2646626202 | 50.8±1.3 2.000 | 25.4±0.8 1.000 | 38.1±0.75 1.500 | 285 | .11 | 102 | 165 | 302 | 280 |
| 2646803802 | 61.0±1.3 2.400 | 35.55±0.85 1.400 | 12.7±0.5 .500 | 118 | .09 | 30 | 44 | 100 | 200 |

Higher Frequencies 200-1000 MHz (61 material)

| Part Number | A | B | C* | Wt (g) | H (Oe) | Typical Impedance(Ω) | | | |
|-------------|----------------------------|---------------------------|-----------------------------|--------|--------|-------------------------------|----------------------|----------------------|----------|
| | | | | | | 100 MHz | 250 MHz ⁺ | 500 MHz ⁺ | 1000 MHz |
| 2661480002 | 12.3±0.4 .485 | 4.95±0.25 .200 | 25.4±0.75 1.000 | 12 | .52 | ??? | ??? | ??? | ??? |
| 2661540202 | 14.3±0.45 .562 | 6.35±0.25 .250 | 13.8 - 0.7 .530 | 8.3 | .43 | 100 | 145 | 185 | 260 |
| 2661540002 | 14.3±0.45 .562 | 6.35±0.25 .250 | 28.6±0.75 1.125 | 17.7 | .43 | 205 | 295 | 370 | 350 |
| 2661801902 | 12.7±0.25 .500 | 7.9±0.25 .312 | 12.7± 0.4 .500 | 4.7 | .40 | 45 | 70 | 105 | 175 |
| 2661665802 | 17.45±0.4 .687 | 9.5±0.25 .375 | 12.7±0.5 .500 | 10.3 | .32 | 85 | 125 | 160 | 205 |
| 2661665702 | 17.45±0.4 .687 | 9.5±0.25 .375 | 28.6±0.75 1.125 | 23.1 | .32 | 190 | 280 | 360 | 450 |
| 2661626302 | 19.0 - 0.65 .735 | 10.15±0.25 .400 | 14.65 - 0.75 .562 | 13.3 | .29 | 90 | 135 | 180 | 235 |
| 2661626402 | 19.0 - 0.65 .735 | 10.15±0.25 .400 | 28.6±0.75 1.125 | 26.6 | .29 | 185 | 250 | 370 | 460 |
| 2661102402 | 25.9±0.75 1.020 | 12.8±0.25 .505 | 21.3±0.5 .840 | 41 | .22 | 125 | 200 | 310 | 550 |
| 2661102002 | 25.9±0.75 1.020 | 12.8±0.25 .505 | 28.6±0.8 1.125 | 55 | .22 | 190 | 300 | 380 | 400 |

* This dimension may be modified to suit specific applications.

⁺ Test frequency

Fair-Rite Products Corp.

PO Box J, One Commercial Row, Wallkill, NY 12589-0288

Phone: (888) FAIR RITE / (845) 895-2055 • FAX: (888) FERRITE / (845) 895-2629
(888) 324-7748

• www.fair-rite.com
• E-Mail: ferrites@fair-rite.com

Round Cable Snap-its

Listed by frequency range and in ascending order of cable diameter.

Round cable snap-its can easily accommodate round cables or bundled wires with diameters from 2.5 mm (.100") to 25.4 mm (1.000"). These assemblies are available in four ferrite material grades to suppress differential or common-mode conducted EMI from 1 MHz into the GHz region.

The polypropylene cases are meeting the RoHS restrictions of hazardous substances and have a flammability rating of UL 94-VO.

- Round cable snap-it assemblies are controlled for impedances only. The impedances listed are typical values. Minimum impedance values are specified for the + marked frequencies. The minimum guaranteed impedance is the listed impedance less 20%.
- Single turn impedance tests for the 31, 43 and 44 material are performed on the 4193A Vector Impedance Analyzer. The 61 material parts are tested on the 4191A RF Impedance Analyzer. **Cores are tested with the shortest practical wire length.**
- Performance curves of all listed round cable snap-its are compiled on the Fair-Rite Products CD-ROM.
- Many of the snap-it parts have round core equivalents. See section Round Cable EMI Suppression Cores on pages 70-74.
- Round Cable Snap-it Kits are available for each of the four suppression materials. 31 Snap-It Kit (0199000030), 43 Snap-It Kit (0199000031), 46 Core and Snap-It Kit (0199000032) and 61 Snap-It Kit (0199000033). For additional details see page 68.
- Explanation of Part Numbers: Digits 1&2 = product class and 3&4 material grade.

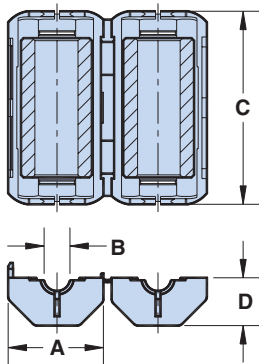


Figure 1

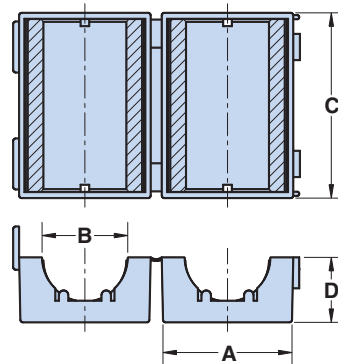


Figure 2



Figure 3

Fair-Rite Products Corp.

PO Box J, One Commercial Row, Wallkill, NY 12589-0288

Phone: (888) FAIR RITE / (845) 895-2055 • FAX: (888) FERRITE / (845) 895-2629
(888) 324-7748 (888) 337-7483

• www.fair-rite.com
• E-Mail: ferrites@fair-rite.com

Round Cable Snap-its

Listed by frequency range and in ascending order of cable diameter.

Lower & Broadband Frequencies 1-300 MHz (31 material)

Dimensions (Bold numbers are in millimeters, light numbers are nominal in inches.)

| Part Number | Fig. | Max. Cable Diameter | A | B** | C | D | Wt. (g) | Typical Impedance(Ω) | | | | | | Solid Equivalent* |
|-------------|------|---------------------|---------------|---------------|----------------|----------------|---------|-------------------------------|-------|---------------------|---------------------|----------------------|---------|-------------------|
| | | | | | | | | 1 MHz | 5 MHz | 10 MHz ⁺ | 25 MHz ⁺ | 100 MHz ⁺ | 250 MHz | |
| 0431178181 | 1 | 4.1 .161 | 11.8 .465 | 4.3 .169 | 23.2 .913 | 5.6 .221 | 4.2 | 12 | 43 | 60 | 90 | 160 | 183 | |
| 0431173951 | 1 | 4.9 .193 | 12.8 .504 | 5.1 .201 | 25.0 .984 | 5.6 .220 | 6.5 | 14 | 44 | 60 | 100 | 180 | 208 | 2631023002 |
| 0431164951 | 1 | 4.9 .193 | 17.3 .680 | 5.1 .201 | 36.2 1.420 | 8.4 .331 | 17 | 25 | 75 | 100 | 169 | 280 | 247 | 2631480002 |
| 0431164281 | 1 | 6.3 .250 | 20.0 .788 | 6.6 .260 | 39.4 1.550 | 9.8 .385 | 26 | 28 | 83 | 105 | 180 | 310 | 240 | 2631540002 |
| 0431178281 | 1 | 8.7 .343 | 21.5 .846 | 9.0 .354 | 39.4 1.550 | 10.55 .415 | 23 | 18 | 63 | 85 | 130 | 250 | 275 | 2631665702 |
| 0431167281 | 1 | 9.85 .388 | 23.7 .933 | 10.15 .400 | 39.4 1.550 | 11.7 .461 | 33 | 18 | 56 | 81 | 144 | 240 | 270 | 2631626402 |
| 0431164181 | 1 | 12.7 .500 | 31.0 1.220 | 13.05 .514 | 39.4 1.550 | 15.25 .600 | 61 | 25 | 71 | 100 | 156 | 260 | 260 | 2631102002 |
| 0431176451 | 1 | 18.0 .709 | 38.6 1.520 | 18.35 .722 | 47.5 1.870 | 19.15 .755 | 161 | 47 | 95 | 130 | 225 | 380 | 370 | 2631103002 |
| 0431173551 | 2 | 18.5 .728 | 29.2 1.150 | 18.8 .740 | 42.0 1.65 | 14.7 .579 | 78 | 16 | 48 | 69 | 125 | 220 | 310 | 2631103102 |
| 0431177081 | 1 | 25.4 1.000 | 56.4 2.220 | 25.9 1.020 | 42.95 1.690 | 27.45 1.080 | 308 | 45 | 90 | 125 | 218 | 375 | 340 | 2631626202 |

Broadband Frequencies 25-300 MHz (43 & 44 materials)

| Part Number | Fig. | Max. Cable Diameter | A | B** | C | D | E | Wt. (g) | Typical Impedance(Ω) | | | | Solid Equivalent* |
|-------------|------|---------------------|---------------|-------------|---------------|---------------|--------------|---------|-------------------------------|---------------------|----------------------|---------|-------------------|
| | | | | | | | | | 10 MHz | 25 MHz ⁺ | 100 MHz ⁺ | 250 MHz | |
| 0443178181 | 1 | 4.1 .161 | 11.8 .465 | 4.3 .169 | 23.2 .913 | 5.6 .221 | | 4.2 | 40 | 70 | 125 | 152 | |
| 0444173951 | 1 | 4.9 .193 | 12.8 .504 | 5.1 .201 | 25.0 .984 | 5.6 .220 | | 6.5 | 54 | 94 | 150 | 187 | 2643023002 |
| 0444164951 | 1 | 4.9 .193 | 17.3 .680 | 5.1 .201 | 38.2 1.420 | 8.4 .331 | | 17 | 90 | 144 | 245 | 257 | 2643480002 |
| 0443164251 | 2 | 6.3 .250 | 17.9 .705 | 6.6 .260 | 32.2 1.270 | 9.2 .362 | | 31 | 100 | 163 | 275 | 275 | 2643540002 |
| 0444164281 | 1 | 6.3 .250 | 20.0 .788 | 6.6 .260 | 39.4 1.550 | 9.8 .385 | | 26 | 95 | 156 | 260 | 270 | 2643540002 |
| 0443625006 | 3 | 7.6 .299 | 24.7 .972 | 7.9 .311 | 22.8 .898 | 10.2 .402 | 17.8 .701 | 13 | 27 | 50 | 113 | 188 | 2643625002 |
| 0443178281 | 1 | 8.7 .343 | 21.5 .846 | 9.0 .354 | 39.4 1.550 | 10.55 .415 | | 24 | 65 | 120 | 230 | 265 | 2643665702 |
| 0443665806 | 3 | 9.2 .362 | 26.3 1.035 | 9.5 .374 | 21.4 .843 | 11.0 .433 | 16.4 .646 | 13 | 23 | 41 | 88 | 122 | 2643665802 |

* For solid cable cores see pages 32 and 70-74

⁺ Test frequency

** "B" dimension is the core dimension.

Fair-Rite Products Corp.

Phone: (888) FAIR RITE / (845) 895-2055 • FAX: (888) FERRITE / (845) 895-2629
(888) 324-7748 (888) 337-7483

PO Box J, One Commercial Row, Wallkill, NY 12589-0288

• www.fair-rite.com
• E-Mail: ferrites@fair-rite.com

Round Cable Snap-its

Listed by frequency range and in ascending order of cable diameter.

Broadband Frequencies 25-300 MHz (43 & 44 materials)

Dimensions (Bold numbers are in millimeters, light numbers are nominal in inches.)

| Part Number | Fig. | Max. Cable Diameter | A | B** | C | D | E | Wt. (g) | Typical Impedance(Ω) | | | | Solid Equivalent* |
|-------------|------|----------------------|----------------------|----------------------|-----------------------|-----------------------|---------------------|---------|-------------------------------|---------------------|----------------------|---------|-------------------|
| | | | | | | | | | 10 MHz | 25 MHz ⁺ | 100 MHz ⁺ | 250 MHz | |
| 0443167251 | 2 | 9.85 .388 | 22.1 .870 | 10.15 .400 | 32.3 1.272 | 11.0 .433 | | 42 | 79 | 138 | 225 | 285 | 2643626402 |
| 0444167281 | 1 | 9.85 .388 | 23.7 .933 | 10.15 .400 | 39.4 1.550 | 11.7 .460 | | 33 | 77 | 125 | 210 | 260 | 2643626402 |
| 0443164151 | 2 | 12.7 .500 | 29.0 1.142 | 13.05 .514 | 32.5 1.280 | 14.8 .583 | | 84 | 90 | 156 | 250 | 305 | 2643102002 |
| 0444164181 | 1 | 12.7 .500 | 31.0 1.220 | 13.05 .514 | 39.4 1.550 | 15.25 .600 | | 61 | 76 | 138 | 230 | 280 | 2643102002 |
| 0443800506 | 3 | 12.8 .504 | 29.7 1.169 | 13.2 .520 | 20.6 .811 | 12.7 .500 | 15.6 .614 | 16 | 18 | 35 | 75 | 120 | 2643800502 |
| 0443806406 | 3 | 15.0 .591 | 34.3 1.360 | 15.5 .610 | 21.2 .835 | 15.0 .591 | 16.2 .638 | 23 | 24 | 43 | 90 | 147 | 2643806402 |
| 0444176451 | 1 | 18.0 .709 | 38.6 1.520 | 18.35 .722 | 47.5 1.870 | 19.15 .755 | | 161 | 100 | 175 | 365 | 365 | 2643103002 |
| 0444173551 | 2 | 18.5 .728 | 29.2 1.150 | 18.8 .740 | 42.0 1.650 | 14.7 .579 | | 78 | 50 | 95 | 195 | 322 | 2643103102 |
| 0444177081 | 1 | 25.4 1.000 | 56.4 2.220 | 25.9 1.020 | 42.95 1.690 | 27.45 1.080 | | 308 | 115 | 194 | 335 | 330 | 2643626202 |

Broadband Frequencies 25-300 MHz (Economical 46 material)

| Part Number | Fig. | Max. Cable Diameter | A | B** | C | D | E | Wt. (g) | Typical Impedance(Ω) | | | | Solid Equivalent* |
|-------------|------|----------------------|----------------------|----------------------|-----------------------|-----------------------|---|---------|-------------------------------|--------|----------------------|---------|-------------------|
| | | | | | | | | | 10 MHz | 25 MHz | 100 MHz ⁺ | 250 MHz | |
| 0446173951 | 1 | 4.9 .193 | 12.8 .504 | 5.1 .201 | 25.0 .984 | 5.6 .220 | | 6.5 | 46 | 82 | 135 | 185 | |
| 0446164951 | 1 | 4.9 .193 | 17.3 .680 | 5.1 .201 | 38.2 1.420 | 8.4 .331 | | 17 | 72 | 120 | 220 | 250 | 2646480002 |
| 0446164281 | 1 | 6.3 .250 | 20.0 .788 | 6.6 .260 | 39.4 1.550 | 9.8 .385 | | 26 | 81 | 131 | 235 | 265 | 2646540002 |
| 0446164251 | 2 | 6.3 .250 | 17.9 .705 | 6.6 .260 | 32.2 1.270 | 9.2 .362 | | 31 | 81 | 134 | 245 | 273 | 2646540002 |
| 0446167281 | 1 | 9.85 .388 | 23.7 .933 | 10.15 .400 | 39.4 1.550 | 11.7 .460 | | 33 | 66 | 105 | 190 | 275 | |
| 0446167251 | 2 | 9.85 .388 | 22.1 .870 | 10.15 .400 | 32.3 1.272 | 11.0 .433 | | 42 | 72 | 116 | 202 | 247 | |
| 0446164181 | 1 | 12.7 .500 | 31.0 1.220 | 13.05 .514 | 39.4 1.550 | 15.25 .600 | | 61 | 73 | 115 | 205 | 275 | 2646102002 |
| 0446164151 | 2 | 12.7 .500 | 29.0 1.142 | 13.05 .514 | 32.5 1.280 | 14.8 .583 | | 84 | 84 | 127 | 225 | 270 | 2646102002 |
| 0446176451 | 1 | 18.0 .709 | 38.6 1.520 | 18.35 .722 | 47.5 1.870 | 19.15 .755 | | 161 | 85 | 137 | 330 | 360 | 2646103002 |
| 0446173551 | 2 | 18.5 .728 | 29.2 1.150 | 18.8 .740 | 42.0 1.650 | 14.7 .579 | | 78 | 48 | 85 | 176 | 300 | |
| 0446177081 | 1 | 25.4 1.000 | 56.4 2.220 | 25.9 1.020 | 42.95 1.690 | 27.45 1.080 | | 308 | 97 | 169 | 330 | 330 | 2646626202 |

* For solid cable cores see pages 70-74

⁺ Test frequency

** "B" dimension is the core dimension.

Fair-Rite Products Corp.

PO Box J, One Commercial Row, Wallkill, NY 12589-0288

Phone: (888) FAIR RITE / (845) 895-2055 • FAX: (888) FERRITE / (845) 895-2629 • www.fair-rite.com
(888) 324-7748 (888) 337-7483 • E-Mail: ferrites@fair-rite.com

Round Cable Snap-its

Listed by frequency range and in ascending order of cable diameter.

Higher Frequencies 200-1000 MHz (61 material)

Dimensions (Bold numbers are in millimeters, light numbers are nominal in inches.)

| Part Number | Fig. | Max. Cable Diameter | A | B** | C | D | Wt. (g) | Typical Impedance(Ω) | | | | Solid Equivalent* |
|-------------|------|---------------------|---------------|---------------|---------------|---------------|---------|-------------------------------|----------------------|----------------------|----------|-------------------|
| | | | | | | | | 100 MHz | 250 MHz ⁺ | 500 MHz ⁺ | 1000 MHz | |
| 0461178181 | 1 | 4.1 .161 | 11.8 .465 | 4.3 .169 | 23.2 .913 | 5.6 .221 | 42 | 115 | 165 | 215 | 300 | |
| 0461164951 | 1 | 4.9 .193 | 17.3 .620 | 5.1 .201 | 38.2 1.420 | 8.4 .331 | 17 | 215 | 325 | 385 | 332 | |
| 0461164281 | 1 | 6.3 .250 | 20.0 .788 | 6.6 .260 | 39.4 1.550 | 9.8 .385 | 26 | 230 | 355 | 425 | 420 | 2661540002 |
| 0461178281 | 1 | 8.7 .343 | 21.5 .846 | 9.0 .354 | 39.4 1.550 | 10.55 .415 | 24 | 180 | 285 | 380 | 430 | 2661665702 |
| 0461167281 | 1 | 9.85 .388 | 23.7 .933 | 10.15 .400 | 39.4 1.550 | 11.7 .460 | 33 | 175 | 275 | 375 | 400 | 2661626402 |
| 0461164181 | 1 | 12.7 .500 | 31.0 1.220 | 13.05 .514 | 39.4 1.550 | 15.25 .600 | 61 | 205 | 320 | 435 | 257 | 2661102002 |
| 0461176451 | 1 | 18.0 .709 | 38.6 1.520 | 18.35 .722 | 47.5 1.870 | 19.15 .755 | 161 | 360 | 480 | 350 | 110 | |

* For solid cable cores see pages 70-74

⁺ Test frequency

** "B" dimension is the core dimension.

Fair-Rite Products Corp.

PO Box J, One Commercial Row, Wallkill, NY 12589-0288

Phone: (888) FAIR RITE / (845) 895-2055 • FAX: (888) FERRITE / (845) 895-2629
(888) 324-7748

• www.fair-rite.com
• E-Mail: ferrites@fair-rite.com

Split Round Cable EMI Suppression Cores

Listed by frequency and in ascending order of cable diameter.

Split round cable suppression cores can be used on cables and wire harnesses with diameters ranging from 2.5 mm (.100") to 25.4 mm (1.000"). These cores are available in three ferrite material grades to attenuate conducted differential and common-mode EMI from 1 MHz into the GHz region.

- Split round cable suppression cores are controlled for impedances only. The impedances listed are typical values. Minimum impedance values are specified for the + marked frequencies. The minimum guaranteed impedance is the listed impedance less 20%.
- Single turn impedance tests for the 31, 43, 44 and 46 material are performed on the 4193A Vector Impedance Analyzer. The 61 material parts are tested on the 4191A RF Impedance Analyzer. **Cores are tested with the shortest practical wire length.**
- Over-molding, heat shrink tubing or any other suitable mechanical arrangement can be utilized to clamp split cable cores together. Many of these split round cable cores can be supplied as Round Snap-It assemblies. The first two digits change from 26 to 04. See pages 75 - 78 for the listing of Round Cable Snap-Its.
- Many of the split round cable suppression cores have round cable core equivalents. See section Round Cable EMI Suppression Cores on pages 70-74.
- Performance curves of all listed split round cable suppression cores are compiled on the Fair-Rite CD-ROM.
- The "Expanded Cable and Suppressor Kit" (part number 0199000005) contains a selection of these split round cable suppression cores. For details see page 67.
- Explanation of Part Numbers: Digits 1&2 = product class and 3&4 material grade.



Figure 1



Figure 2



Figure 3

Fair-Rite Products Corp. PO Box J, One Commercial Row, Wallkill, NY 12589-0288

Phone: (888) FAIR RITE / (845) 895-2055 • FAX: (888) FERRITE / (845) 895-2629
(888) 324-7748 (888) 337-7483

• www.fair-rite.com
• E-Mail: ferrites@fair-rite.com

Split Round Cable EMI Suppression Cores

Listed by frequency and in ascending order of cable diameter.

Lower & Broadband Frequencies 1-300 MHz (31 material)

Dimensions (Bold numbers are in millimeters, light numbers are nominal in inches.)

| Part Number | Fig. | Max. Cable Diameter | A | B** | C | D | Wt. (g) | Typical Impedance(Ω) | | | | | | Solid Equivalent* |
|-------------|------|----------------------|-----------------------------|-----------------------------|------------------------------|-----------------------------|---------|-------------------------------|-------|---------------------|---------------------|----------------------|---------|-------------------|
| | | | | | | | | 1 MHz | 5 MHz | 10 MHz ⁺ | 25 MHz ⁺ | 100 MHz ⁺ | 250 MHz | |
| 2631178181 | 3 | 4.1 .161 | 9.0 ± 0.25 .354 | 4.3 ± 0.2 .169 | 18.0 ± 0.5 .709 | 4.2 ± 0.15 .166 | 2.0 | 12 | 43 | 60 | 90 | 160 | 183 | |
| 2631173951 | 3 | 4.9 .193 | 10.0 ± 0.25 .394 | 5.1 ± 0.2 .201 | 19.8 ± 0.5 .780 | 4.6 ± 0.15 .181 | 2.8 | 14 | 44 | 60 | 100 | 180 | 208 | 2631023002 |
| 2631164951 | 3 | 4.9 .193 | 12.3 ± 0.45 .484 | 5.1 ± 0.2 .201 | 25.4 ± 0.75 1.000 | 6.15 ± 0.2 .242 | 6.6 | 25 | 75 | 100 | 169 | 280 | 247 | 2631480002 |
| 2631164281 | 3 | 6.3 .250 | 15.0 ± 0.25 .590 | 6.6 ± 0.3 .260 | 28.9 ± 0.6 1.125 | 7.5 ± 0.15 .295 | 11 | 28 | 83 | 105 | 180 | 310 | 240 | 2631540002 |
| 2631178281 | 3 | 8.7 .343 | 16.5 ± 0.4 .648 | 9.0 ± 0.3 .354 | 28.6 ± 0.8 1.126 | 8.25 ± 0.15 .325 | 9.9 | 18 | 63 | 85 | 130 | 250 | 275 | 2631665702 |
| 2631167281 | 3 | 9.85 .388 | 18.6 ± 0.45 .732 | 10.15 ± 0.3 .400 | 28.9 ± 0.6 1.138 | 9.5 ± 0.25 .375 | 14 | 18 | 56 | 81 | 144 | 240 | 270 | 2631626402 |
| 2631164181 | 3 | 12.7 .500 | 25.9 ± 0.5 1.020 | 13.05 ± 0.3 .514 | 28.9 ± 0.6 1.138 | 12.95 ± 0.25 .510 | 27 | 25 | 71 | 100 | 156 | 260 | 260 | 2631102002 |
| 2631176451 | 3 | 18.0 .709 | 34.9 ± 0.65 1.374 | 18.35 ± 0.35 .722 | 44.35 ± 0.35 1.746 | 17.45 ± 0.3 .687 | 76 | 47 | 95 | 130 | 225 | 380 | 370 | 2631103002 |
| 2631173551 | 1 | 18.5 .728 | 25.9 ± 0.5 1.020 | 18.8 ± 0.3 .740 | 38.9 ± 0.4 1.532 | 13.0 ± 0.25 .512 | 35 | 16 | 48 | 69 | 125 | 220 | 310 | 2631103102 |
| 2631177081 | 3 | 25.4 1.000 | 50.8 ± 1.0 2.000 | 25.9 ± 0.5 1.030 | 37.45 ± 0.75 1.474 | 25.4 ± 0.5 1.000 | 145 | 45 | 90 | 125 | 218 | 375 | 340 | 2631626202 |

Broadband Frequencies 25-300 MHz (43 & 44 material)

| Part Number | Fig. | Max. Cable Diameter | A | B** | C | D | Wt. (g) | Typical Impedance(Ω) | | | | Solid Equivalent* |
|-------------|------|---------------------|----------------------------|---------------------------|-----------------------------|----------------------------|---------|-------------------------------|---------------------|----------------------|---------|-------------------|
| | | | | | | | | 10 MHz | 25 MHz ⁺ | 100 MHz ⁺ | 250 MHz | |
| 2643166751 | 1 | 2.3 .090 | 7.65 - 0.25 .296 | 2.3 ± 0.25 .095 | 7.8 - 0.5 .297 | 3.9 - 0.25 .148 | 1.0 | 30 | 60 | 93 | 105 | 2643000801 |
| 2643178181 | 3 | 4.1 .161 | 9.0 ± 0.25 .354 | 4.3 ± 0.2 .169 | 18.0 ± 0.5 .709 | 4.2 ± 0.15 .166 | 2.0 | 40 | 70 | 125 | 152 | |
| 2644173951 | 3 | 4.9 .193 | 10.0 ± 0.25 .394 | 5.1 ± 0.2 .201 | 19.8 ± 0.5 .780 | 4.6 ± 0.15 .181 | 2.8 | 54 | 94 | 150 | 187 | 2643023002 |
| 2644164951 | 3 | 4.9 .193 | 12.3 ± 0.45 .484 | 5.1 ± 0.2 .201 | 25.4 ± 0.75 1.000 | 6.15 ± 0.2 .242 | 6.6 | 90 | 144 | 245 | 257 | 2643480002 |
| 2643164251 | 1 | 6.3 .250 | 15.0 ± 0.25 .590 | 6.6 ± 0.3 .260 | 28.6 ± 0.8 1.125 | 7.5 ± 0.15 .295 | 14 | 100 | 163 | 275 | 275 | 2643540002 |
| 2644164281 | 3 | 6.3 .250 | 15.0 ± 0.25 .590 | 6.6 ± 0.3 .260 | 28.9 ± 0.6 1.125 | 7.5 ± 0.15 .295 | 11 | 95 | 156 | 260 | 270 | 2643540002 |
| 2643165451 | 1 | 6.3 .250 | 15.0 ± 0.25 .590 | 6.6 ± 0.3 .260 | 15.25 ± 0.6 .600 | 7.5 ± 0.15 .295 | 7.0 | 52 | 94 | 155 | 232 | |
| 2643625006 | 2 | 7.6 .300 | 15.9 ± 0.4 .626 | 7.9 ± 0.3 .311 | 14.3 ± 0.4 .563 | 7.95 ± 0.2 .313 | 5.3 | 27 | 50 | 113 | 188 | 2643625002 |
| 2643178281 | 3 | 8.7 .343 | 16.5 ± 0.4 .648 | 9.0 ± 0.3 .354 | 28.6 ± 0.8 1.126 | 8.25 ± 0.15 .325 | 9.9 | 65 | 120 | 230 | 265 | 2643665702 |
| 2643665806 | 2 | 9.3 .365 | 17.5 ± 0.5 .689 | 9.5 ± 0.3 .374 | 12.7 ± 0.4 .500 | 8.75 ± 0.25 .344 | 5.1 | 23 | 41 | 88 | 122 | 2643665802 |

* For solid cable cores see pages 31-32 and 70-74

⁺ Test frequency

** "B" dimension is the core dimension.

Fair-Rite Products Corp.

Phone: (888) FAIR RITE / (845) 895-2055 • FAX: (888) FERRITE / (845) 895-2629
(888) 324-7748

PO Box J, One Commercial Row, Wallkill, NY 12589-0288

• www.fair-rite.com
• E-Mail: ferrites@fair-rite.com

Split Round Cable EMI Suppression Cores

Listed by frequency and in ascending order of cable diameter.

Broadband Frequencies 25-300 MHz (43 & 44 material)

Dimensions (Bold numbers are in millimeters, light numbers are nominal in inches.)

| Part Number | Fig. | Max. Cable Diameter | A | B** | C | D | Wt. (g) | Typical Impedance(Ω) | | | | Solid Equivalent* |
|-------------|------|----------------------|---------------------------|---------------------------|----------------------------|---------------------------|---------|----------------------|---------------------|----------------------|---------|-------------------|
| | | | | | | | | 10 MHz | 25 MHz ⁺ | 100 MHz ⁺ | 250 MHz | |
| 2643167251 | 1 | 9.85 .388 | 18.65±0.4 .735 | 10.15±0.3 .400 | 28.6±0.8 1.125 | 9.4±0.15 .370 | 19 | 79 | 138 | 225 | 285 | 2643626402 |
| 2644167281 | 3 | 9.85 .388 | 18.6±0.45 .732 | 10.15±0.3 .400 | 28.9±0.6 1.138 | 9.5±0.25 .375 | 14 | 77 | 125 | 210 | 260 | 2643626402 |
| 2643164151 | 1 | 12.7 .500 | 25.9±0.5 1.020 | 13.05±0.3 .514 | 28.6±0.8 1.125 | 12.95±0.25 .510 | 39 | 90 | 156 | 250 | 305 | 2643102002 |
| 2644164181 | 3 | 12.7 .500 | 25.9±0.5 1.020 | 13.05±0.3 .514 | 28.9±0.6 1.138 | 12.95±0.25 .510 | 27 | 76 | 138 | 230 | 280 | 2643102002 |
| 2643800506 | 2 | 12.8 .504 | 21.0±0.5 .827 | 13.2±0.4 .520 | 11.9±0.4 .469 | 10.5±0.25 .413 | 6.3 | 18 | 35 | 75 | 120 | 2643800502 |
| 2643806406 | 2 | 15.0 .591 | 25.4±0.6 1.000 | 15.5±0.5 .610 | 12.7±0.4 .500 | 12.7±0.3 .500 | 9.9 | 24 | 43 | 90 | 147 | 2643806402 |
| 2644176451 | 3 | 18.0 .709 | 34.9±0.65 1.374 | 18.35±0.35 .722 | 44.35±0.35 1.746 | 17.45±0.3 .687 | 76 | 100 | 175 | 365 | 365 | 2643103002 |
| 2644173551 | 1 | 18.5 .728 | 25.9±0.5 1.020 | 18.8±0.3 .740 | 38.9±0.4 1.532 | 13.0±0.25 .512 | 35 | 50 | 95 | 195 | 322 | 2643103102 |
| 2644177081 | 3 | 25.4 1.000 | 50.8±1.0 2.000 | 25.9±0.5 1.030 | 37.45±0.75 1.474 | 25.4±0.5 1.000 | 145 | 115 | 194 | 335 | 350 | 2643626202 |

Broadband Frequencies 25-300 MHz (Economical 46 material)

| Part Number | Fig. | Max. Cable Diameter | A | B** | C | D | Wt. (g) | Typical Impedance(Ω) | | | | Solid Equivalent* |
|-------------|------|----------------------|---------------------------|---------------------------|----------------------------|---------------------------|---------|----------------------|--------|----------------------|---------|-------------------|
| | | | | | | | | 10 MHz | 25 MHz | 100 MHz ⁺ | 250 MHz | |
| 2646173951 | 3 | 4.9 .193 | 10.0±0.25 .394 | 5.1±0.2 .201 | 19.8±0.5 .780 | 4.6±0.15 .181 | 2.8 | 46 | 82 | 135 | 185 | |
| 2646164951 | 3 | 4.9 .193 | 12.3±0.45 .484 | 5.1±0.2 .201 | 25.4±0.75 1.000 | 6.15±0.2 .242 | 6.6 | 72 | 120 | 220 | 250 | 2646800002 |
| 2646164251 | 1 | 6.3 .250 | 15.0±0.25 .590 | 6.6±0.3 .260 | 28.6±0.8 1.125 | 7.5±0.15 .295 | 14 | 81 | 134 | 245 | 273 | 2646540002 |
| 2646164281 | 3 | 6.3 .250 | 15.0±0.25 .590 | 6.6±0.3 .260 | 28.9±0.6 1.125 | 7.5±0.15 .295 | 11 | 81 | 131 | 235 | 265 | 2646540002 |
| 2646167281 | 3 | 9.85 .388 | 18.6±0.45 .732 | 10.15±0.3 .400 | 28.9±0.6 1.138 | 9.5±0.25 .375 | 14 | 66 | 105 | 190 | 275 | |
| 2646167251 | 1 | 9.85 .388 | 18.65±0.4 .735 | 10.15±0.3 .400 | 28.6±0.8 1.125 | 9.4±0.15 .370 | 19 | 72 | 116 | 202 | 247 | |
| 2646164181 | 3 | 12.7 .500 | 25.9±0.5 1.020 | 13.05±0.3 .514 | 28.9±0.6 1.138 | 12.95±0.25 .510 | 27 | 73 | 115 | 205 | 275 | 2646102002 |
| 2646164151 | 1 | 12.7 .500 | 25.9±0.5 1.020 | 13.05±0.3 .514 | 28.6±0.8 1.125 | 12.95±0.25 .510 | 39 | 84 | 127 | 225 | 270 | 2646102002 |
| 2646176451 | 3 | 18.0 .709 | 34.9±0.65 1.374 | 18.35±0.35 .722 | 44.35±0.35 1.746 | 17.45±0.3 .687 | 76 | 85 | 152 | 330 | 360 | 2646103002 |
| 2646173551 | 1 | 18.5 .728 | 25.9±0.5 1.020 | 18.8±0.3 .740 | 38.9±0.4 1.532 | 13.0±0.25 .512 | 35 | 48 | 85 | 176 | 300 | |
| 2646177081 | 3 | 25.4 1.000 | 50.8±1.0 2.000 | 25.9±0.5 1.030 | 37.45±0.75 1.474 | 25.4±0.5 1.000 | 145 | 97 | 169 | 330 | 330 | 2646626202 |

* For solid cable cores see pages 70-74

⁺ Test frequency

** "B" dimension is the core dimension.

Fair-Rite Products Corp.

PO Box J, One Commercial Row, Wallkill, NY 12589-0288

Phone: (888) FAIR RITE / (845) 895-2055 • FAX: (888) FERRITE / (845) 895-2629
(888) 324-7748 (888) 337-7483

• www.fair-rite.com
• E-Mail: ferrites@fair-rite.com

Split Round Cable EMI Suppression Cores

Listed by frequency and in ascending order of cable diameter.

Higher Frequencies 200-1000 MHz (61 material)

Dimensions (Bold numbers are in millimeters, light numbers are nominal in inches.)

| Part Number | Fig. | Max. Cable Diameter | A | B** | C | D | Wt. (g) | Typical Impedance(Ω) | | | | Solid Equivalent* |
|-------------|------|---------------------|---------------------------|---------------------------|----------------------------|---------------------------|---------|-------------------------------|----------------------|----------------------|----------|-------------------|
| | | | | | | | | 100 MHz ⁺ | 250 MHz ⁺ | 500 MHz ⁺ | 1000 MHz | |
| 2661178181 | 3 | 4.1 .161 | 9.0±0.25 .354 | 4.5±0.2 .169 | 18.0±0.5 .709 | 4.2±0.15 .166 | 2.0 | 115 | 165 | 215 | 300 | |
| 2661164951 | 3 | 4.9 .193 | 12.3±0.45 .484 | 5.1±0.2 .201 | 25.4±0.75 1.000 | 6.15±0.2 .242 | 6.6 | 215 | 325 | 385 | 332 | |
| 2661164281 | 3 | 6.3 .250 | 15.0±0.25 .590 | 6.6±0.3 .260 | 28.9±0.6 1.125 | 7.5±0.15 .295 | 11 | 230 | 355 | 425 | 420 | 2661540002 |
| 2661178281 | 3 | 8.7 .343 | 16.5±0.4 .648 | 9.0±0.3 .354 | 28.6±0.8 1.126 | 8.25±0.15 .325 | 9.9 | 180 | 285 | 380 | 430 | 2661665702 |
| 2661167281 | 3 | 9.85 .388 | 18.6±0.45 .732 | 10.15±0.3 .400 | 28.9±0.6 1.138 | 9.5±0.25 .375 | 14 | 175 | 275 | 375 | 400 | 2661626402 |
| 2661164181 | 3 | 12.7 .500 | 25.9±0.5 1.020 | 13.05±0.3 .514 | 28.9±0.6 1.138 | 12.95±0.25 .510 | 27 | 205 | 320 | 435 | 257 | 2661102002 |
| 2661176451 | 3 | 18.0 .709 | 34.9±0.65 1.374 | 18.35±0.35 .722 | 44.35±0.35 1.746 | 17.45±0.3 .687 | 76 | 360 | 400 | 350 | 110 | |

* For solid cable cores see pages 70-74

⁺ Test frequency

** "B" dimension is the core dimension.

Fair-Rite Products Corp.

PO Box J, One Commercial Row, Wallkill, NY 12589-0288

Phone: (888) FAIR RITE / (845) 895-2055 • FAX: (888) FERRITE / (845) 895-2629
(888) 324-7748 (888) 337-7483

• www.fair-rite.com
• E-Mail: ferrites@fair-rite.com

Flat Cable EMI Suppression Cores

Listed by frequency range and in ascending order of cable width.

Flat cable suppression core can accommodate multi-conductors flat cables, in widths from 12.7 mm (.500") up to 78 mm (3.1"). These flat cable cores are available in two ferrite material grades to reduce conducted EMI from 1 MHz into the hundreds of MHz.

- Flat cable suppression cores, split or single cores, are controlled for impedances only. The impedances listed are typical values. Minimum impedance values are specified for the + marked frequencies. The minimum guaranteed impedance is the listed impedance less 20%.
- Single turn impedance tests for the 31 and 43 material are made on the 4193A Vector Impedance Analyzer.
All tests are made with the shortest practical wire length.
- Performance curves for all flat cable parts are compiled on the Fair-Rite Products CD-ROM.
- Assembly clips are available for most of the split flat cable cores. See pages 86-87 for a listing of flat cable cores and the clips that can be used with these cores.
- Our "Expanded Cable & Connector EMI Suppressor Kit" (part number 0199000005) contains a selection of these flat cable cores and clips. See page 67.
- Explanation of Part Numbers: Digits 1&2 = product class and 3&4 = material grade.



Figure 1



Figure 2

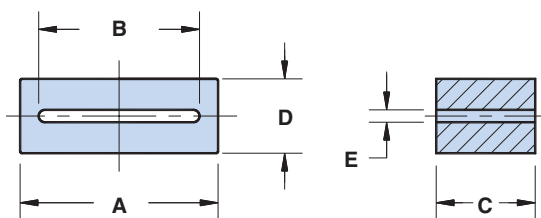


Figure 3

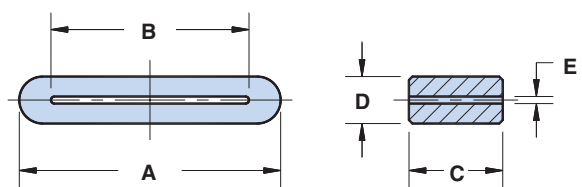


Figure 4

Fair-Rite Products Corp.

PO Box J, One Commercial Row, Wallkill, NY 12589-0288

Phone: (888) FAIR RITE / (845) 895-2055 • FAX: (888) FERRITE / (845) 895-2629 • www.fair-rite.com
(888) 324-7748 (888) 337-7483 • E-Mail: ferrites@fair-rite.com

Flat Cable EMI Suppression Cores

Listed by frequency range in ascending order of cable width.

Lower & Broadband Frequencies 1-300 MHz (31 material)

Dimensions (Bold numbers are in millimeters, light numbers are nominal in inches.)

| Part Number | Fig. | Max. Cable Dimensions | A | B | C | D | E | Wt. (g) | Typical Impedance(Ω) | | | | | |
|-------------|------|----------------------------|-------------------|---------------------|--------------------|-------------------|------------------|---------|-------------------------------|-------|---------------------|---------------------|----------------------|---------|
| | | | | | | | | | 1 MHz | 5 MHz | 10 MHz ⁺ | 25 MHz ⁺ | 100 MHz ⁺ | 250 MHz |
| 2631163851 | 3 | 25.9 x 1.5 1.020 x .060 | 38.1±1.0 1.500 | 26.65±0.75 1.050 | 25.4±0.75 1.000 | 12.05±0.4 .475 | 1.9±0.4 .075 | 51 | 20 | 52 | 68 | 112 | 240 | 440 |
| 2631163951* | 1 | 51.0 x 1.3 2.000 x .050 | 63.5±1.3 2.500 | 52.1±1.1 2.050 | 28.6±0.8 1.125 | 6.35±0.25 .250 | 0.85±0.2 .033 | 50 | 13 | 35 | 54 | 105 | 300 | 425 |
| 2631164051* | 1 | 64.0 x 1.3 2.520 x .050 | 76.2±1.5 3.000 | 65.3±1.3 2.570 | 28.6±0.8 1.125 | 6.35±0.25 .250 | 0.85±0.2 .033 | 60 | 11 | 34 | 52 | 105 | 310 | 440 |

Broadband Frequencies 25-300 MHz (43 material)

| Part Number | Fig. | Max. Cable Dimensions | A | B | C | D | E | Wt. (g) | Typical Impedance(Ω) | | | |
|-------------|------|-----------------------------|---------------------|---------------------|-------------------|--------------------|-------------------|---------|-------------------------------|---------------------|----------------------|---------|
| | | | | | | | | | 10 MHz | 25 MHz ⁺ | 100 MHz ⁺ | 250 MHz |
| 2643170251 | 2 | 12.2 x 2.3 .480 x .091 | 22.75±0.65 .895 | 12.7±0.5 .500 | 12.7±0.5 .500 | 3.3 - 0.25 .125 | 1.15±0.25 .050 | 3.5 | 20 | 35 | 70 | 135 |
| 2643178451 | 4 | 13.1 x 1.35 .516 x .053 | 18.5±0.4 .728 | 13.5±0.4 .531 | 6.0±0.3 .236 | 6.6±0.25 .260 | 1.6±0.25 .063 | 2.9 | 15 | 25 | 48 | 90 |
| 2643178351 | 4 | 13.1 x 1.35 .516 x .053 | 18.5±0.4 .728 | 13.5±0.4 .531 | 12.0±0.3 .472 | 6.6±0.25 .260 | 1.6±0.25 .063 | 5.9 | 31 | 48 | 82 | 140 |
| 2643169552 | 3 | 13.95 x 0.75 .549 x .030 | 19.95±0.4 .785 | 14.2±0.25 .560 | 10.15±0.5 .400 | 6.35±0.25 .250 | 0.9±0.15 .035 | 5.7 | 25 | 40 | 90 | 160 |
| 2643168751 | 3 | 17.3 x 2.3 .681 x .091 | 25.4±0.75 1.000 | 17.8±0.5 .700 | 12.7±0.4 .500 | 10.15±0.25 .400 | 2.55±0.25 .100 | 13 | 31 | 50 | 95 | 200 |
| 2643173351 | 4 | 19.6 x 0.5 .772 x .020 | 24.5±0.4 .965 | 20.0±0.4 .787 | 12.0±0.3 .472 | 5.0±0.25 .197 | 0.75±0.25 .030 | 6.6 | 23 | 39 | 88 | 157 |
| 2643178651 | 4 | 21.1 x 1.35 .831 x .053 | 26.5±0.4 1.043 | 21.5±0.4 .846 | 6.0±0.3 .236 | 6.6±0.25 .260 | 1.6±0.25 .063 | 4.1 | 13 | 22 | 50 | 95 |
| 2643178551 | 4 | 21.1 x 1.35 .831 x .053 | 26.5±0.4 1.043 | 21.5±0.4 .846 | 12.0±0.3 .472 | 6.6±0.25 .260 | 1.6±0.25 .063 | 8.2 | 24 | 38 | 82 | 155 |
| 2643168651 | 2 | 25.4 x 12.2 1.000 x .480 | 38.85±0.75 1.530 | 26.15±0.75 1.030 | 28.6±0.7 1.125 | 13.0±0.3 .512 | 6.35±0.25 .255 | 45 | 57 | 100 | 188 | 295 |
| 2643164551 | 3 | 25.9 x 1.5 1.020 x .059 | 38.1±1.0 1.500 | 26.65±0.75 1.050 | 12.3±0.4 .485 | 12.05±0.4 .475 | 1.9±0.4 .075 | 25 | 33 | 53 | 105 | 215 |
| 2643171051* | 1 | 25.9 x 1.3 1.020 x .051 | 38.1±1.0 1.500 | 26.65±0.75 1.050 | 12.7±0.4 .500 | 6.35±0.25 .250 | 0.85±0.2 .033 | 14 | 32 | 53 | 112 | 235 |

* For assembly clips see page 86.

⁺ Test frequency

Fair-Rite Products Corp.

PO Box J, One Commercial Row, Wallkill, NY 12589-0288

Phone: (888) FAIR RITE / (845) 895-2055 • FAX: (888) FERRITE / (845) 895-2629
(888) 324-7748 (888) 337-7483

• www.fair-rite.com
• E-Mail: ferrites@fair-rite.com

Flat Cable EMI Suppression Cores

Listed by frequency range in ascending order of cable width.

Broadband Frequencies 25-300 MHz (43 material)

Dimensions (Bold numbers are in millimeters, light numbers are nominal in inches.)

| Part Number | Fig. | Max. Cable Dimensions | A | B | C | D | E | Wt. (g) | Typical Impedance(Ω) | | | |
|-------------|------|-------------------------------------|----------------------------|----------------------------|---------------------------|--------------------------|--------------------------|---------|-------------------------------|---------------------|----------------------|---------|
| | | | | | | | | | 10 MHz | 25 MHz ⁺ | 100 MHz ⁺ | 250 MHz |
| 2643166851* | 1 | 25.9 x 1.3 1.020 x .051 | 38.1±1.0 1.500 | 26.65±0.75 1.050 | 25.4±0.75 1.000 | 6.35±0.25 .250 | 0.85±0.2 .033 | 27 | 66 | 115 | 235 | 410 |
| 2643163851 | 3 | 25.9 x 1.5 1.020 x .059 | 38.1±1.0 1.500 | 26.65±0.75 1.050 | 25.4±0.75 1.000 | 12.05±0.4 .475 | 1.9±0.4 .075 | 51 | 64 | 105 | 220 | 385 |
| 2643178851 | 4 | 26.1 x 1.35 1.028 x .053 | 31.5±0.4 1.240 | 26.5±0.4 1.043 | 6.0±0.3 .236 | 6.6±0.25 .260 | 1.6±0.25 .063 | 4.8 | 12 | 22 | 55 | 94 |
| 2643178751 | 4 | 26.1 x 1.35 1.028 x .053 | 31.5±0.4 1.240 | 26.5±0.4 1.043 | 12.0±0.3 .472 | 6.6±0.25 .260 | 1.6±0.25 .063 | 9.7 | 22 | 37 | 85 | 157 |
| 2643172551 | 4 | 26.5 x 1.25 1.043 x .049 | 33.5±0.65 1.319 | 27.0±0.5 1.063 | 8.0±0.4 .315 | 6.5±0.25 .256 | 1.25±0.7 .063 | 6.8 | 12 | 22 | 58 | 106 |
| 2643169351 | 3 | 27.0 x 1.1 1.063 x .043 | 33.65±0.75 1.325 | 27.5±0.5 1.083 | 13.2±0.5 .520 | 6.7±0.4 .265 | 1.35±0.25 .053 | 12 | 22 | 39 | 98 | 192 |
| 2643166451* | 1 | 26.95 x 3.05 1.061 x .120 | 38.35±1.0 1.510 | 27.95±1.0 1.100 | 28.6±0.7 1.125 | 9.0±0.3 .355 | 3.3±0.25 .130 | 35 | 61 | 96 | 185 | 335 |
| 2643168051 | 1 | 32.3 x 6.2 1.272 x .244 | 52.9±1.0 2.083 | 33.0±0.7 1.299 | 31.25±1.0 1.230 | 12.5±0.4 .492 | 3.5±0.4 .138 | 84 | 81 | 140 | 265 | 400 |
| 2643167551 | 1 | 32.3 x 6.2 1.272 x .244 | 52.9±1.0 2.083 | 33.0±0.7 1.299 | 63.5±1.8 2.500 | 12.5±0.4 .492 | 3.5±0.4 .138 | 170 | 150 | 270 | 480 | 370 |
| 2643170951* | 1 | 33.7 x 1.3 1.327 x .051 | 45.1±0.75 1.775 | 34.4±0.7 1.355 | 12.7±0.4 .500 | 6.35±0.25 .250 | 0.85±0.2 .033 | 16 | 25 | 50 | 115 | 240 |
| 2643166551 | 3 | 33.7 x 1.2 1.327 x .047 | 45.1±0.75 1.775 | 34.4±0.7 1.355 | 28.6±0.7 1.125 | 12.45±0.4 .490 | 1.5±0.3 .060 | 71 | 67 | 115 | 300 | 415 |
| 2643166651 | 1 | 33.7 x 1.3 1.327 x .051 | 45.1±0.75 1.775 | 34.4±0.7 1.355 | 28.6±0.7 1.125 | 6.35±0.25 .250 | 0.85±0.2 .033 | 36 | 60 | 110 | 290 | 435 |
| 2643168251* | 1 | 51.0 x 1.3 2.008 x .051 | 63.5±1.3 2.500 | 52.1±1.1 2.050 | 12.7±0.4 .500 | 6.35±0.25 .250 | 0.85±0.2 .033 | 22 | 22 | 50 | 125 | 255 |
| 2643163951* | 1 | 51.0 x 1.3 2.008 x .051 | 63.5±1.3 2.500 | 52.1±1.1 2.050 | 28.6±0.8 1.125 | 6.35±0.25 .250 | 0.85±0.2 .033 | 50 | 56 | 100 | 290 | 400 |
| 2643167751* | 1 | 64.0 x 1.3 2.520 x .051 | 76.2±1.5 3.000 | 65.3±1.3 2.570 | 12.7±0.4 .500 | 6.35±0.25 .250 | 0.85±0.2 .033 | 27 | 22 | 45 | 115 | 240 |
| 2643164051* | 1 | 64.0 x 1.3 2.520 x .051 | 76.2±1.5 3.000 | 65.3±1.3 2.570 | 28.6±0.8 1.125 | 6.35±0.25 .250 | 0.85±0.2 .033 | 60 | 48 | 100 | 290 | 420 |
| 2643168351* | 1 | 76.7 x 1.3 3.020 x .051 | 88.9±1.8 3.500 | 78.2±1.5 3.080 | 28.6±0.8 1.125 | 6.5±0.35 .256 | 0.95±0.3 .037 | 70 | 45 | 100 | 280 | 440 |

*For assembly clips see page 86.

⁺ Test frequency

Fair-Rite Products Corp.

PO Box J, One Commercial Row, Wallkill, NY 12589-0288

Phone: (888) FAIR RITE / (845) 895-2055 • FAX: (888) FERRITE / (845) 895-2629 • www.fair-rite.com
(888) 324-7748 (888) 337-7483 • E-Mail: ferrites@fair-rite.com

Flat Cable Cores Assembly Clips

Fair-Rite offers several clips to accommodate the assembly of the split flat cable suppression cores.

- Figures 1 and 2 are metal clips, made from 0.5mm (.020") high carbon steel with a zinc electroplate finish.
- Figure 3 clips are a polypropylene material RoHS compliant, with a flammability rating of UL94-V0.

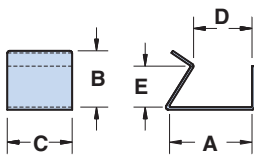


Figure 1

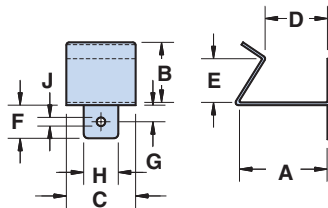


Figure 2

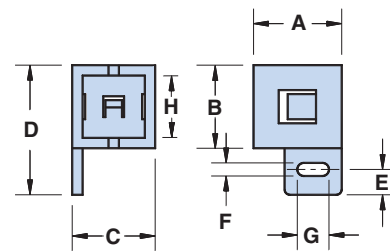


Figure 3

Clips

Dimensions (Bold numbers are in millimeters, light numbers are nominal in inches.)

| Part Number Clip | Fig. | A | B | C | D | E | F | G | H | J |
|---------------------|------|---------------------|---------------------|---------------------|---------------------|--------------------|--------------------|--------------------|----------------------|--------------------|
| 0199001401 | 1 | 16.1 .635 | 11.0 .433 | 12.7 .500 | 11.4 .450 | 8.0 .315 | — | — | — | — |
| 0199010301 | 2 | 21.2 .835 | 11.0 .433 | 12.7 .500 | 16.5 .650 | 8.0 .315 | 7.5 .295 | 4.0 .157 | 6.0 .236 | 3.0 .118 |
| 0199016051 | 3 | 16.7 .657 | 15.9 .626 | 15.9 .626 | 24.6 .969 | 4.4 .171 | 3.2 .126 | 6.4 .252 | 13.1 .516 | — |
| 0199016551 | 3 | 16.7 .657 | 32.2 1.27 | 15.9 .626 | 40.5 1.59 | 4.4 .171 | 3.2 .126 | 6.4 .252 | 29.5 1.161 | — |

Flat Cable Cores Assembly Clips

| | 0199001401 | 0199010301 | 0199016051 | 0199016551 |
|------------|------------|------------|------------|------------|
| 2631163951 | X | | | X |
| 2631164051 | X | | | |
| | | | | |
| | | | | |
| 2643163951 | X | | | X |
| 2643164051 | X | | | X |
| 2643166451 | | X | | |
| 2643166651 | X | | | X |
| 2643166851 | X | | | |
| 2643167751 | X | | X | |
| 2643168251 | X | | X | |
| 2643168351 | X | | | X |
| 2643170951 | X | | X | |
| 2643171051 | X | | X | |

Fair-Rite Products Corp.

PO Box J, One Commercial Row, Wallkill, NY 12589-0288

Phone: (888) FAIR RITE / (845) 895-2055 • FAX: (888) FERRITE / (845) 895-2629
(888) 324-7748 (888) 337-7483

• www.fair-rite.com
• E-Mail: ferrites@fair-rite.com

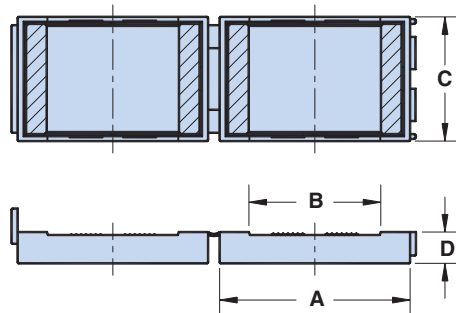
Flat Cable Snap-its

Listed by frequency range in ascending order of cable width.

Flat cable snap-its for use on multi-conductor flat cables to suppress common-mode conducted EMI from 1MHz to hundreds of MHz. These flat cable snap-its are available in two ferrite materials, 31 and 43.

The polypropylene cases are meeting the RoHS restrictions of hazardous substances and have a flammability rating of UL94-V0.

- Flat cable snap-it assemblies are controlled for impedances only. The impedances listed are typical values. Minimum impedance values are specified for the + marked frequencies. The minimum guaranteed impedance is the listed impedance less 20%.
- Single turn impedance tests on the 31 and 43 material parts are performed on the 4193A Vector Impedance Analyzer. **Cores are tested with the shortest practical wire length.**
- Performance curves of all listed flat cable snap-its are compiled on the Fair-Rite Products CD-ROM.
- The "Expanded Cable and Connector EMI Suppressor Kit" (part number 0199000005) contains several flat cable snap-it assemblies. See page 67.
- Explanation of Part Numbers: Digits 1&2 = product class and 3&4 material grade.



Lower & Broadband Frequencies 1-300 MHz (31 material)

Dimensions (Bold numbers are in millimeters, light numbers are nominal in inches.)

| Part Number | Max. Cable Dimensions | A | B | C | D | Wt. (g) | Typical Impedance(Ω) | | | | | |
|-------------|-----------------------------------|----------------------|----------------------|----------------------|--------------------|---------|-------------------------------|-------|---------------------|---------------------|----------------------|---------|
| | | | | | | | 1 MHz | 5 MHz | 10 MHz ⁺ | 25 MHz ⁺ | 100 MHz ⁺ | 250 MHz |
| 0431163951 | 51.0 x 1.3 2.000 x .050 | 67.8 2.670 | 52.1 2.050 | 32.3 1.272 | 8.1 .320 | 110 | 13 | 35 | 54 | 105 | 300 | 425 |
| 0431164051 | 64.0 x 1.3 2.520 x .050 | 80.8 3.180 | 65.3 2.570 | 32.3 1.272 | 8.1 .320 | 130 | 11 | 34 | 52 | 105 | 310 | 440 |

Broadband Frequencies 25-300 MHz (43 material)

| Part Number | Max. Cable Dimensions | A | B | C | D | Wt. (g) | Typical Impedance(Ω) | | | |
|-------------|-----------------------------------|----------------------|----------------------|----------------------|--------------------|---------|-------------------------------|---------------------|----------------------|---------|
| | | | | | | | 10 MHz | 25 MHz ⁺ | 100 MHz ⁺ | 250 MHz |
| 0443166651 | 33.7 X 1.3 1.325 X .050 | 49.5 1.950 | 34.4 1.350 | 32.3 1.272 | 8.1 .320 | 80 | 60 | 110 | 290 | 435 |
| 0443163951 | 51.0 X 1.3 2.000 X .050 | 67.8 2.670 | 52.1 2.050 | 32.3 1.272 | 8.1 .320 | 110 | 56 | 100 | 290 | 400 |
| 0443164051 | 64.0 X 1.3 2.520 X .050 | 80.8 3.180 | 65.3 2.570 | 32.3 1.272 | 8.1 .320 | 130 | 48 | 100 | 290 | 420 |

⁺ Test frequency

Fair-Rite Products Corp.

Phone: (888) FAIR RITE / (845) 895-2055 • FAX: (888) FERRITE / (845) 895-2629
(888) 324-7748 (888) 337-7483

PO Box J, One Commercial Row, Wallkill, NY 12589-0288

• www.fair-rite.com
• E-Mail: ferrites@fair-rite.com

Connector EMI Suppression Plates

To provide suppression of conducted EMI at critical interfaces Fair-Rite has available a line of suppression plates that can be used with many types of connectors. All connector plates are supplied in the NiZn 44 grade ideally suited for this application because of its high impedance along with a high resistivity.

- Connector plates are controlled for impedance only. The impedances listed are typical values. Minimum impedance values are specified for the + marked frequencies. The minimum guaranteed impedance is the listed typical impedance less 20%. Single turn impedance tests are performed on the 4193A Vector Impedance Analyzer.
- Performance curves of all listed connector plates are included on the Fair-Rite Products CD-ROM.
- For any connector EMI suppression plate requirement not listed here, feel free to contact our customer service group for availability and pricing.
- Explanation of Part Numbers: Digits 1&2 = product class and 3&4 = the 44 material grade.

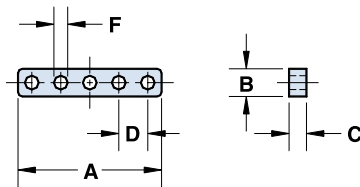


Figure 1

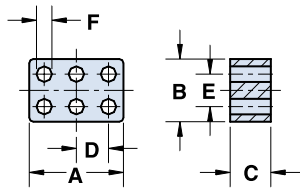


Figure 2

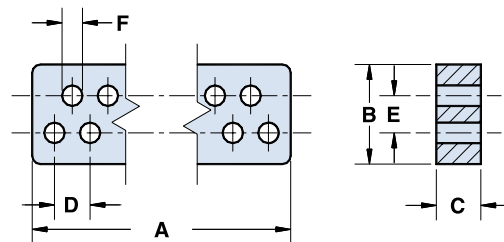


Figure 3

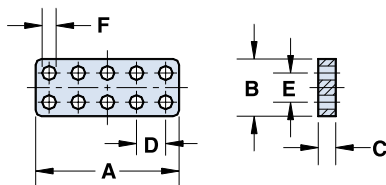


Figure 4

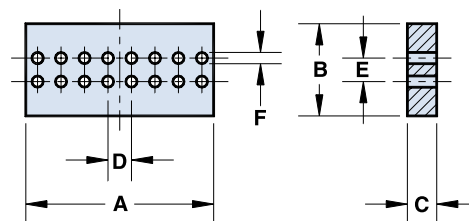


Figure 5

Fair-Rite Products Corp.

PO Box J, One Commercial Row, Wallkill, NY 12589-0288

Phone: (888) FAIR RITE / (845) 895-2055 • FAX: (888) FERRITE / (845) 895-2629
(888) 324-7748 (888) 337-7483

• www.fair-rite.com
• E-Mail: ferrites@fair-rite.com

Connector EMI Suppression Plates

Dimensions (Bold numbers are in millimeters, light numbers are nominal in inches.)

| Part Number | Figure | Total Holes | Number of Rows | A | B | C* | D | E | F | Wt (g) | Typical Impedance(Ω) | |
|-------------|--------|-------------|----------------|---------------------------|-------------------------------|--------------------------|--------------------------|--------------------------|--------------------------|--------|-------------------------------|----------------------|
| | | | | | | | | | | | 25 MHz ⁺ | 100 MHz ⁺ |
| 2644246701 | 1 | 5 | 1 | 12.52±0.13 .493 | 2.54 Max. .100 Max. | 1.52±0.13 .060 | 2.54±0.13 .100 | — | 1.22±0.07 .048 | .18 | 13 | 28 |
| 2644246201 | 2 | 6 | 2 | 5.86±0.10 .231 | 3.86±0.10 .152 | 1.52±0.13 .060 | 2.00±0.08 .079 | 2.00±0.08 .079 | 0.82±0.1 .034 | .14 | 14 | 28 |
| 2644245701 | 2 | 6 | 2 | 7.44±0.10 .293 | 4.90±0.10 .193 | 1.52±0.13 .060 | 2.54±0.13 .100 | 2.54±0.10 .100 | 1.22±0.07 .048 | .22 | 13 | 28 |
| 2644236101 | 3 | 9 | 2 | 14.40±0.15 .567 | 7.75 0.25 .300 | 3.43±0.13 .135 | 2.75±0.13 .108 | 2.85±0.13 .112 | 1.60±0.08 .062 | 1.6 | 30 | 51 |
| 2644236401 | 3 | 9 | 2 | 14.40±0.15 .567 | 7.75 0.25 .300 | 6.86±0.13 .270 | 2.75±0.13 .108 | 2.85±0.13 .112 | 1.60±0.08 .062 | 3.2 | 56 | 91 |
| 2644247001 | 4 | 10 | 2 | 12.52±0.13 .493 | 4.90±0.10 .193 | 1.52±0.13 .060 | 2.54±0.13 .100 | 2.54±0.10 .100 | 1.22±0.07 .048 | .37 | 13 | 28 |
| 2644247101 | 4 | 10 | 2 | 12.52±0.13 .493 | 4.90±0.10 .193 | 3.05±0.13 .120 | 2.54±0.13 .100 | 2.54±0.10 .100 | 1.22±0.07 .048 | .74 | 23 | 40 |
| 2644236301 | 3 | 15 | 2 | 22.55±0.25 .888 | 7.75 0.25 .300 | 3.43±0.13 .135 | 2.75±0.13 .108 | 2.85±0.13 .112 | 1.60±0.08 .062 | 2.4 | 30 | 51 |
| 2644236501 | 3 | 15 | 2 | 22.55±0.25 .888 | 7.75 0.25 .300 | 6.86±0.13 .270 | 2.75±0.13 .108 | 2.85±0.13 .112 | 1.60±0.08 .062 | 4.9 | 56 | 91 |
| 2644373941 | 5 | 16 | 2 | 21.60±0.25 .850 | 11.65 0.40 .451 | 1.52±0.13 .060 | 2.54±0.13 .100 | 7.62±0.15 .300 | 1.00±0.15 .042 | 2.9 | 19 | 36 |
| 2644373841 | 5 | 16 | 2 | 20.30±0.25 .800 | 10.15 0.40 .392 | 3.18±0.13 .125 | 2.54±0.13 .100 | 2.54±0.10 .100 | 1.22±0.07 .048 | 2.8 | 30 | 51 |
| 2644236001 | 3 | 25 | 2 | 36.3±0.4 1.430 | 7.75 0.25 .300 | 3.43±0.13 .135 | 2.75±0.13 .108 | 2.85±0.13 .112 | 1.60±0.08 .062 | 3.6 | 30 | 51 |
| 2644236601 | 3 | 25 | 2 | 36.3±0.4 1.430 | 7.75 0.25 .300 | 6.86±0.13 .270 | 2.75±0.13 .108 | 2.85±0.13 .112 | 1.60±0.08 .062 | 7.2 | 56 | 91 |

* This dimension may be modified to suit specific applications.

⁺ Test Frequency

Fair-Rite Products Corp.

PO Box J, One Commercial Row, Wallkill, NY 12589-0288

Phone: (888) FAIR RITE / (845) 895-2055 • FAX: (888) FERRITE / (845) 895-2629 • www.fair-rite.com
(888) 324-7748 (888) 337-7483 • E-Mail: ferrites@fair-rite.com

Miscellaneous Suppression Cores

Fair-Rite has tooled several special core geometries in the 43 & 77 material for suppression of conducted EMI.

- These suppression cores are controlled for impedance only. The impedances listed are typical values. Single turn tests are performed on the 4193A Vector Impedance Analyzer **with the shortest practical wire length**.
- Performance curves on these miscellaneous cores are included on the Fair-Rite Products CD-ROM.
- For any non-catalog suppression core design feel free to contact our customer service or application group for feasibility and availability.
- Explanation of Part Numbers: Digits 1&2 = product class and 3&4 = the material grade.

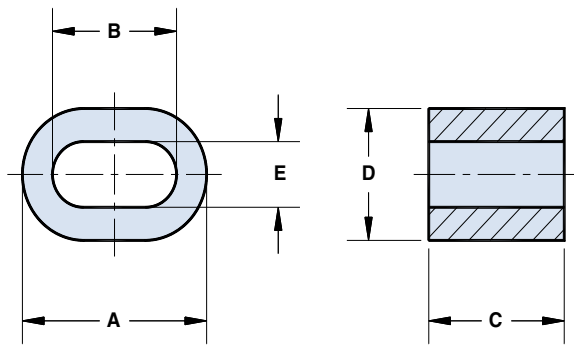


Figure 1

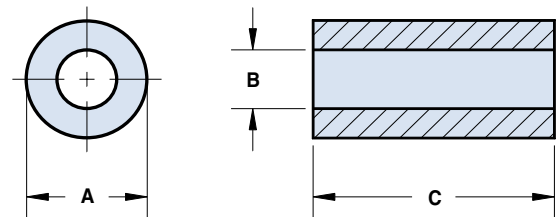


Figure 2

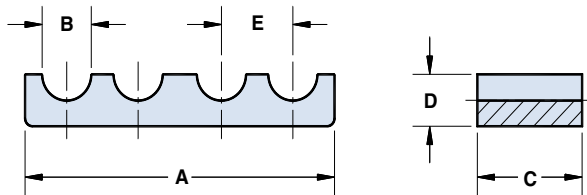


Figure 3

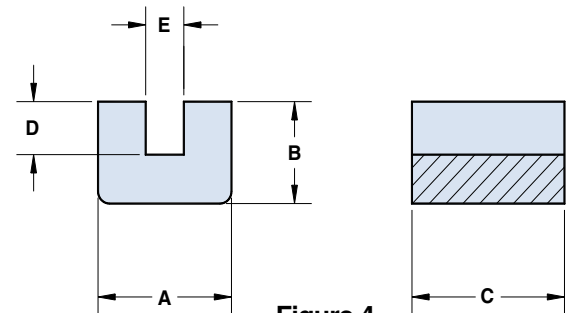


Figure 4

Dimensions (Bold numbers are in millimeters, light numbers are nominal in inches.)

| Part Number | Fig. | A | B | C* | D | E | Typical Impedance (Ω) | | | | |
|-------------|------|----------------------------|----------------------------|--------------------------|---------------------------|---------------------------|--------------------------------|--------|--------|---------|---------|
| | | | | | | | 1 MHz | 10 MHz | 25 MHz | 100 MHz | 250 MHz |
| 2643167851 | 1 | 38.85±0.75 1.530 | 26.15±0.75 1.030 | 28.6±0.7 1.125 | 26.0±0.6 1.025 | 12.95±0.25 .510 | --- | 60 | 94 | 169 | 250 |
| 2643165151 | 3 | 82.6±1.6 3.250 | 13.1±0.3 .516 | 28.0±0.7 1.100 | 12.95±0.25 .510 | 19.05±0.4 .750 | --- | 100 | 163 | 280 | 340 |
| 2643175451 | 4 | 17.8±0.4 .700 | 12.7±0.5 .500 | 20.32±0.5 .800 | 6.6±0.25 .260 | 5.08±0.25 .200 | --- | 75 | 119 | 180 | 270 |
| 2677006302 | 2 | 9.5±0.25 .375 | 4.75±0.3 .193 | 10.4±0.25 .410 | --- | --- | 25 | 48 | 33 | --- | --- |
| 2677102402 | 2 | 25.9±0.75 1.020 | 12.8±0.25 .505 | 21.3±0.5 .840 | --- | --- | 52 | 28 | 24 | --- | --- |

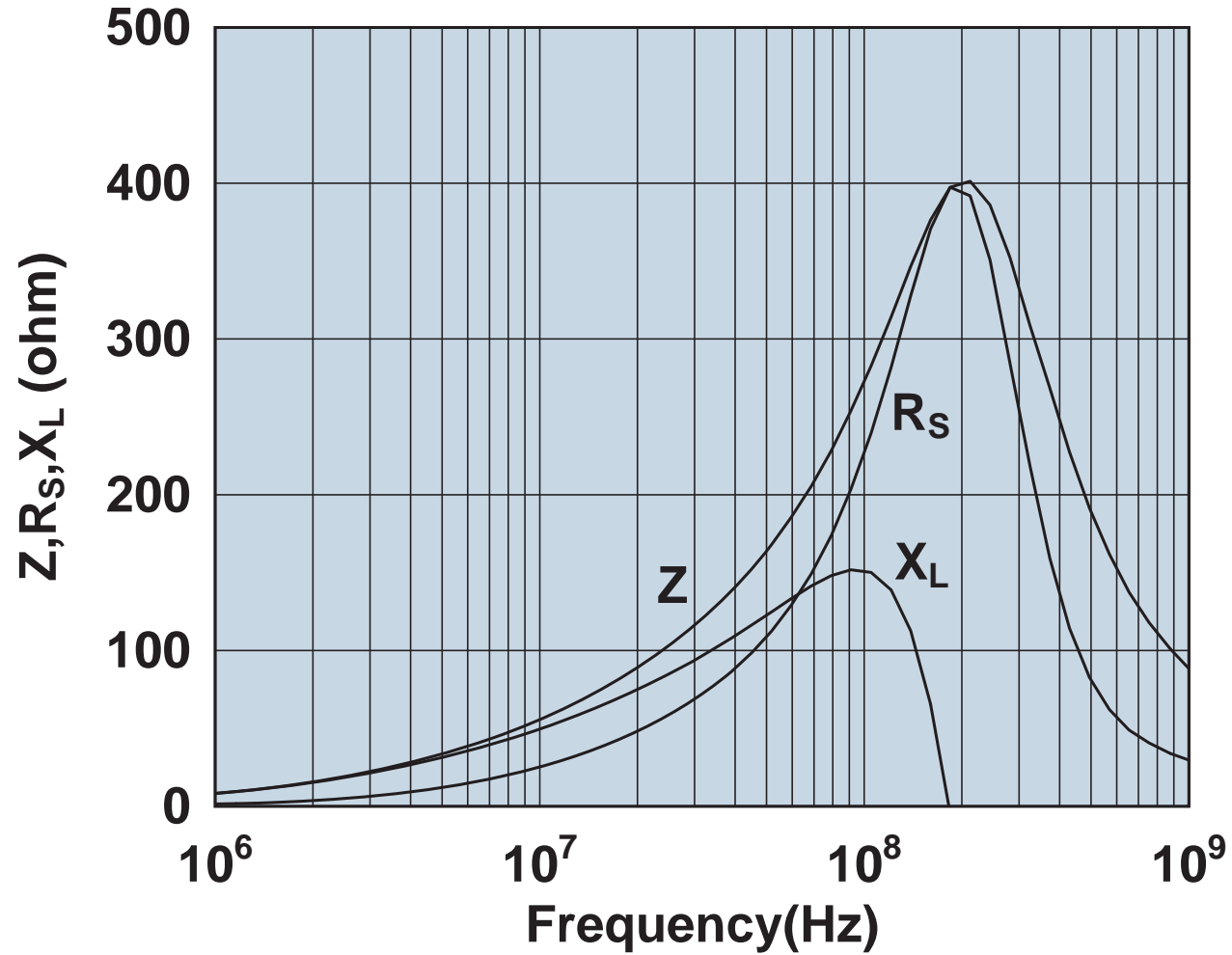
*This dimension may be modified to suit specific applications.

Fair-Rite Products Corp.

PO Box J, One Commercial Row, Wallkill, NY 12589-0288

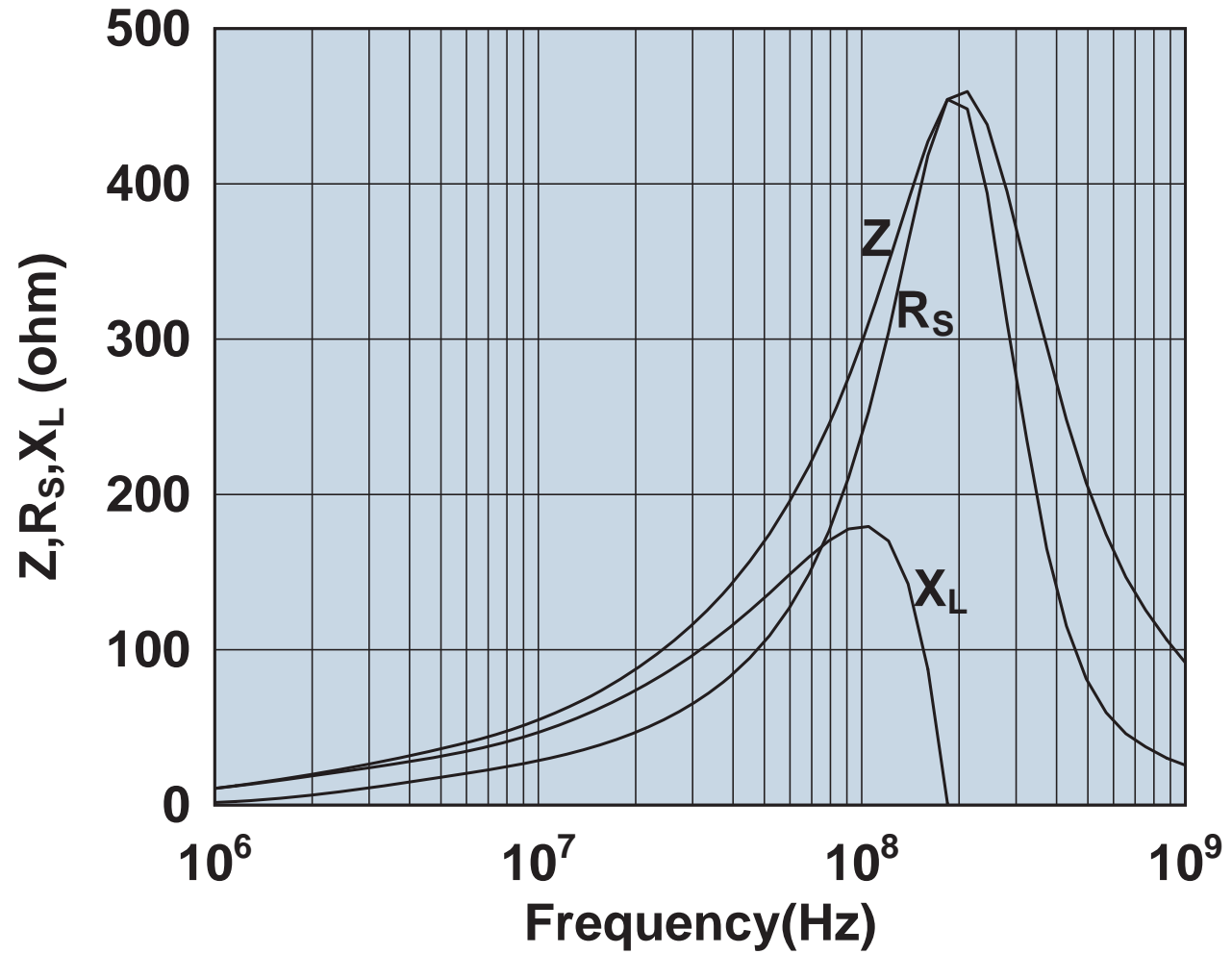
Phone: (888) FAIR RITE / (845) 895-2055 • FAX: (888) FERRITE / (845) 895-2629 • www.fair-rite.com
 (888) 324-7748 (888) 337-7483 • E-Mail: ferrites@fair-rite.com

0431163951



Impedance, reactance, and resistance vs. frequency.

0431164051



Impedance, reactance, and resistance vs. frequency.

0431164181

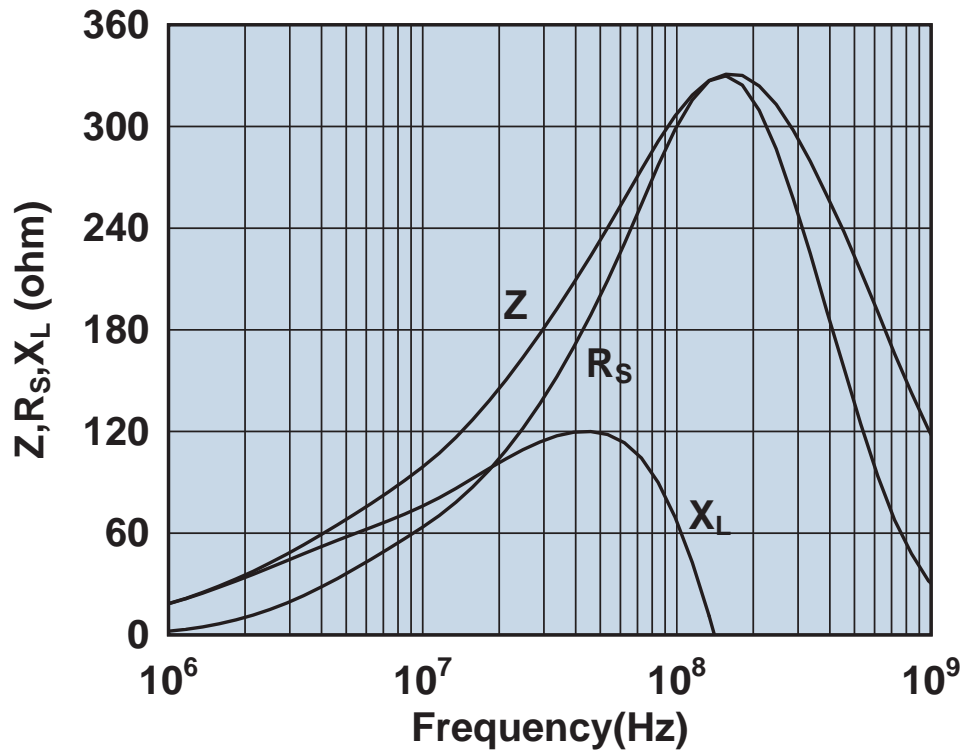


Impedance, reactance, and resistance vs. frequency.

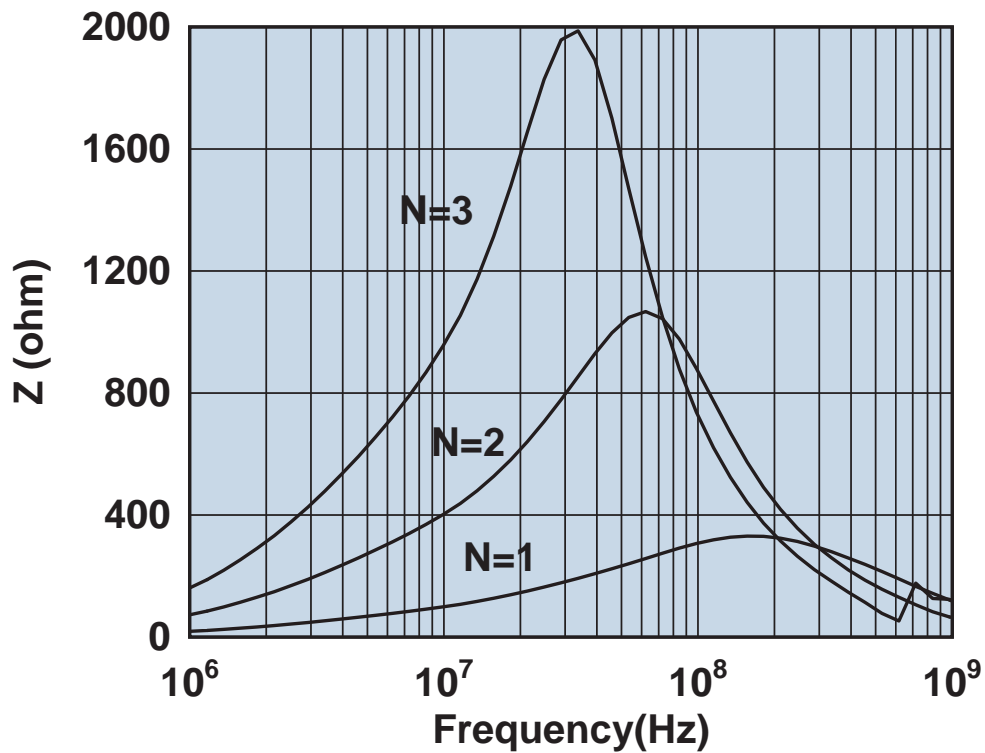


Impedance vs. frequency with one, two, and three turns.

0431164281

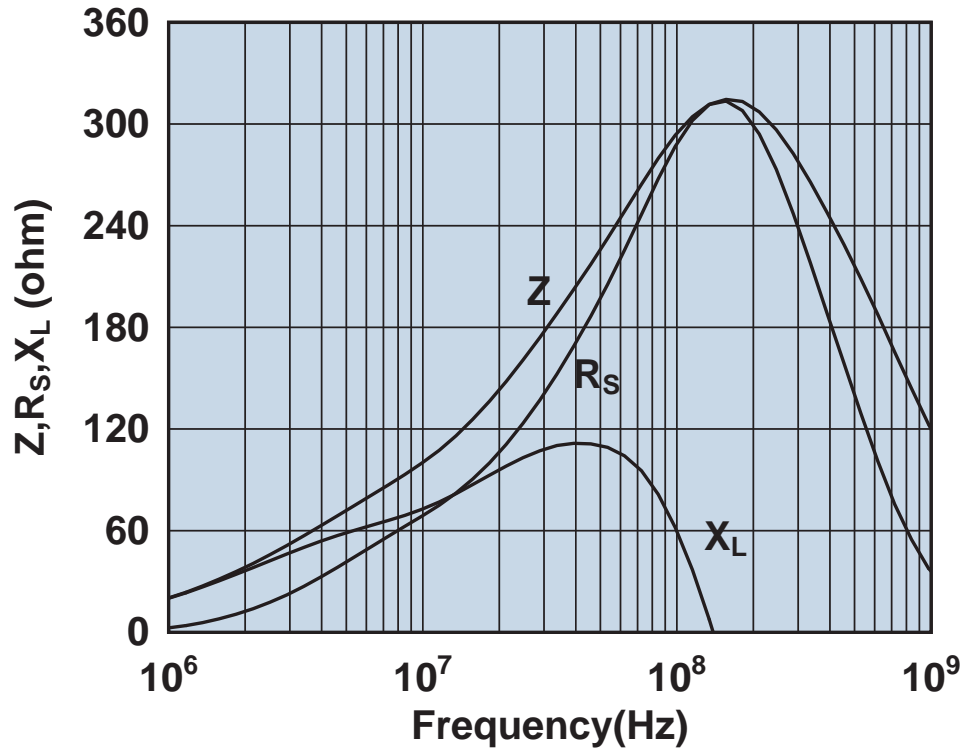


Impedance, reactance, and resistance vs. frequency.



Impedance vs. frequency with one, two, and three turns.

0431164951

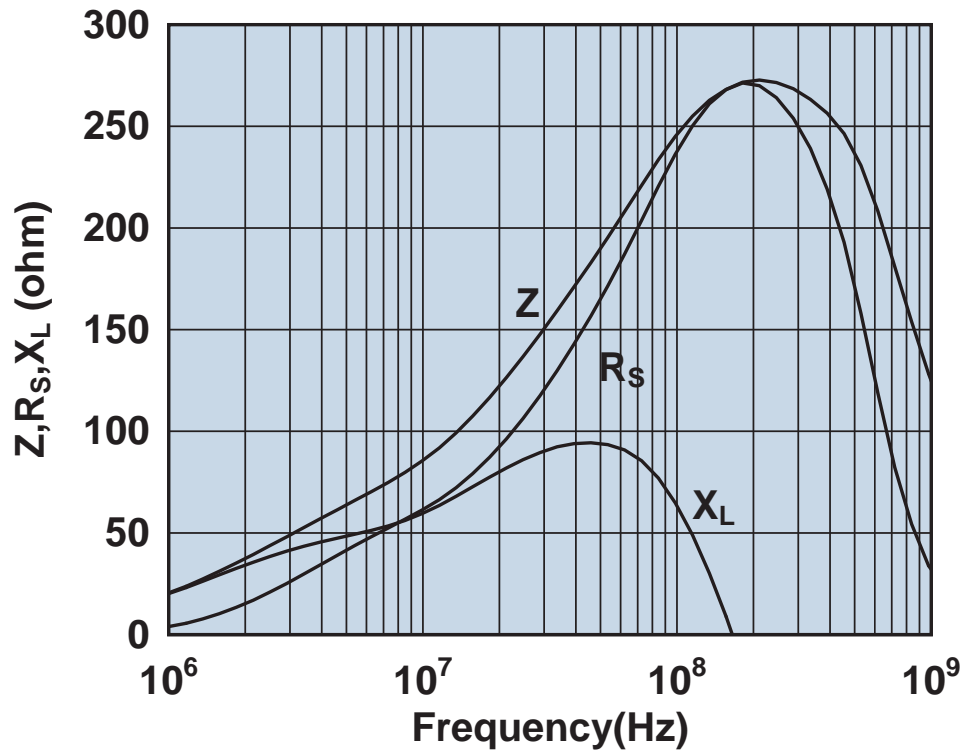


Impedance, reactance, and resistance vs. frequency.

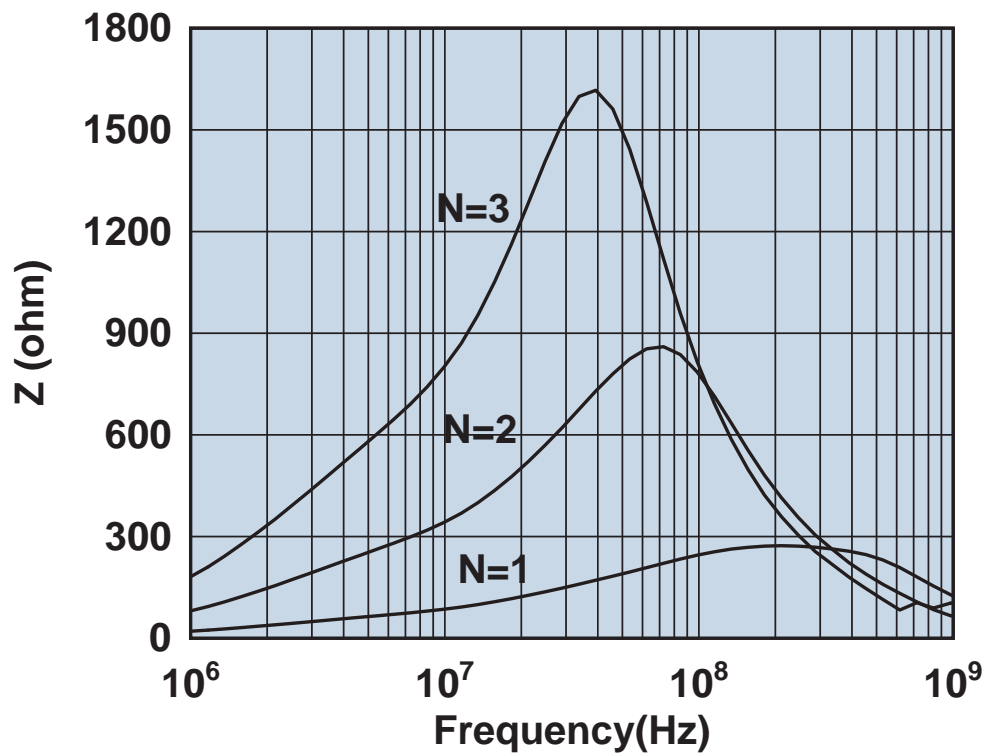


Impedance vs. frequency with one, two, and three turns.

0431167281



Impedance, reactance, and resistance vs. frequency.



Impedance vs. frequency with one, two, and three turns.

0431173551

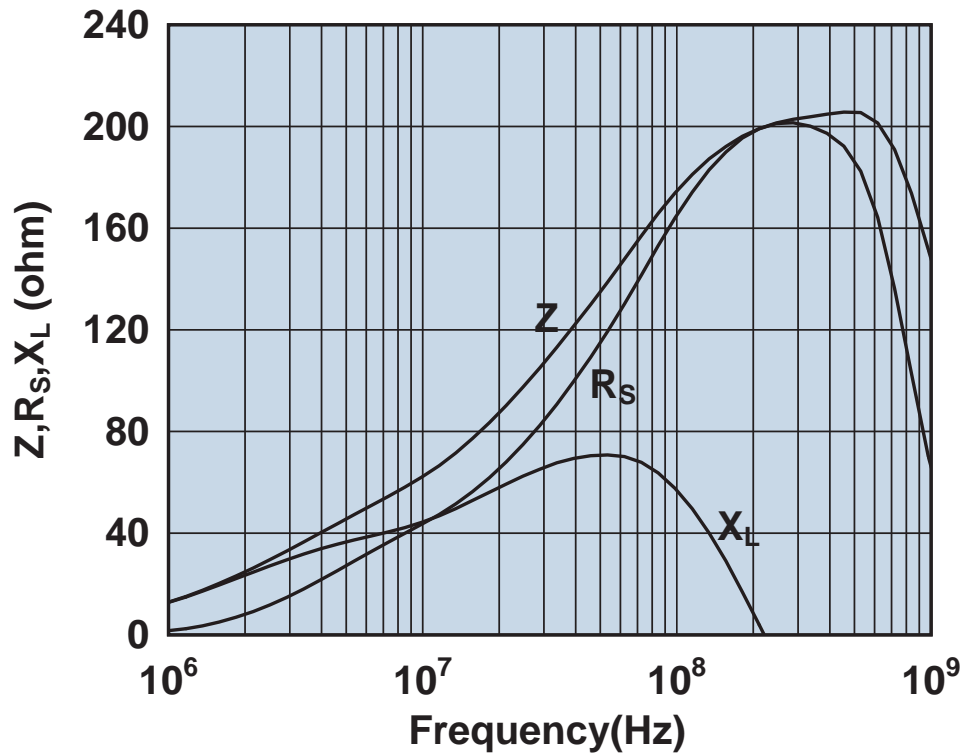


Impedance, reactance, and resistance vs. frequency.



Impedance vs. frequency with one, two, and three turns.

0431173951

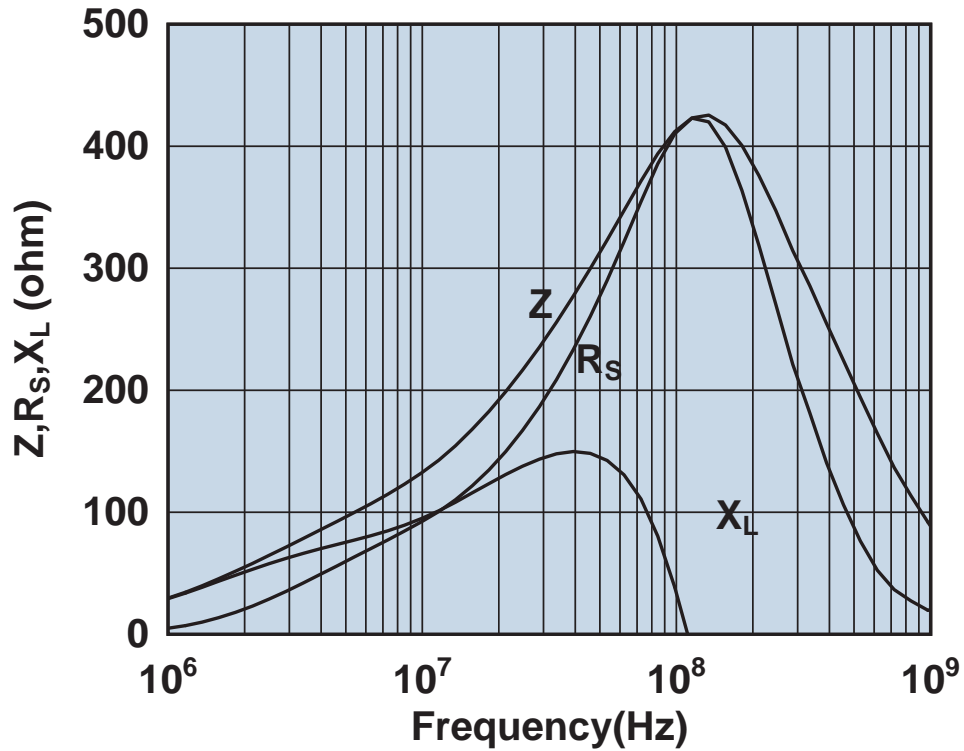


Impedance, reactance, and resistance vs. frequency.

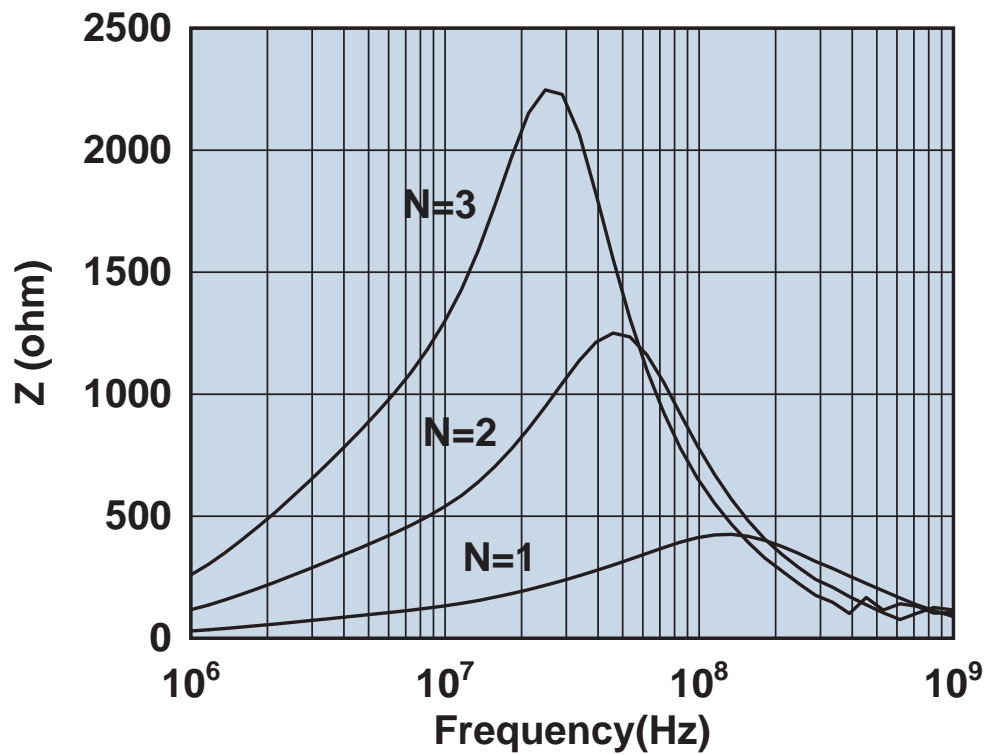


Impedance vs. frequency with one, two, and three turns.

0431176451

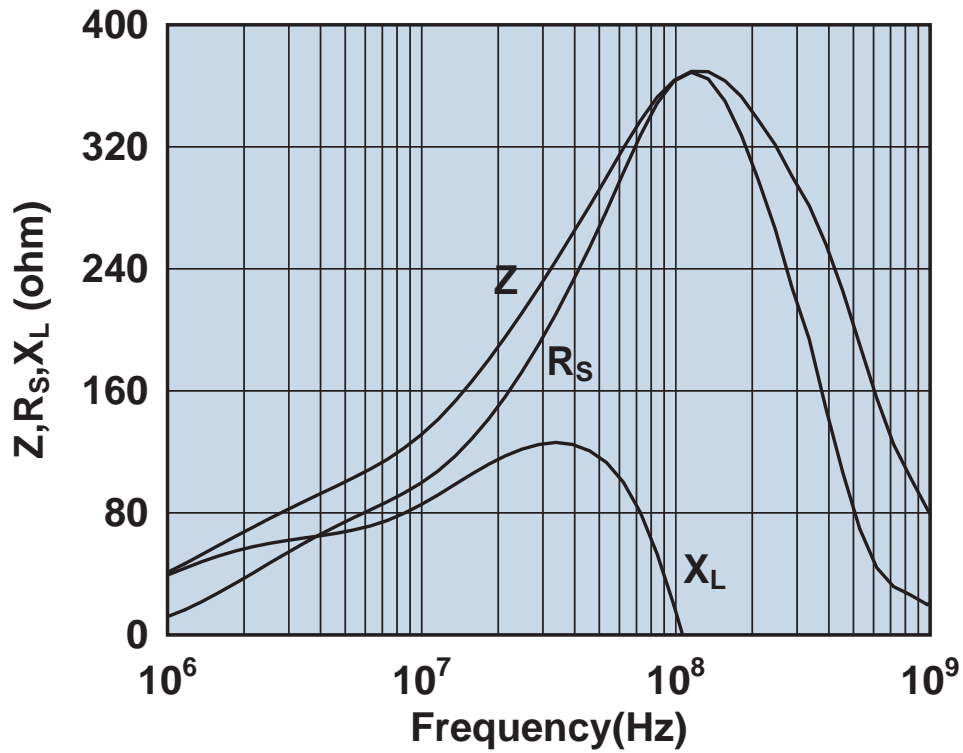


Impedance, reactance, and resistance vs. frequency.

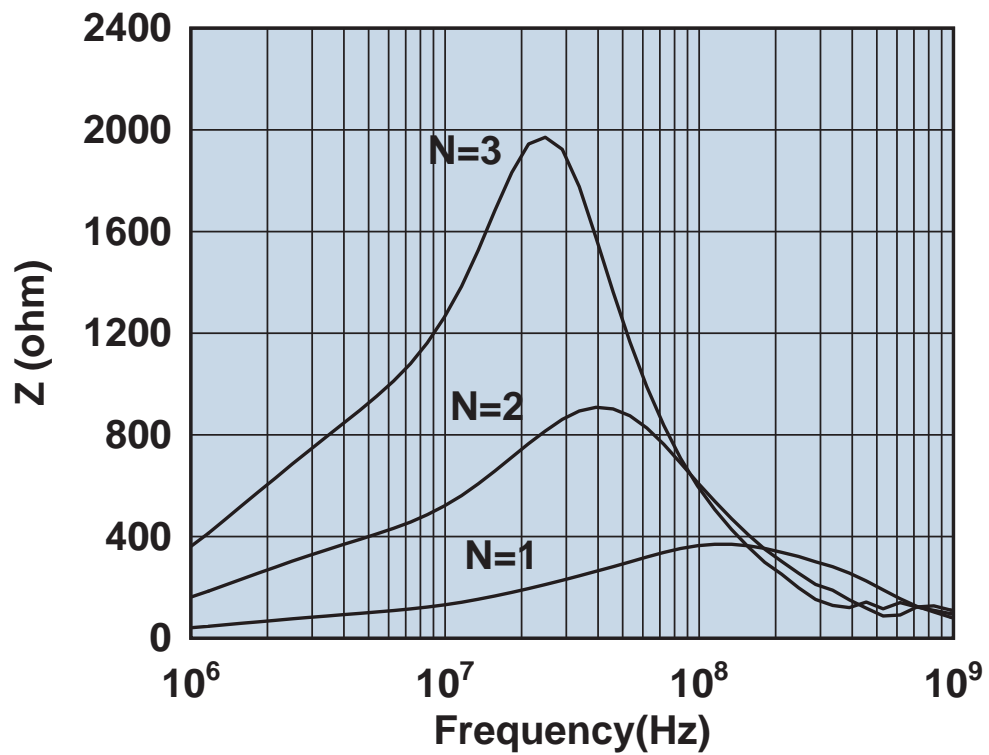


Impedance vs. frequency with one, two, and three turns.

0431177081

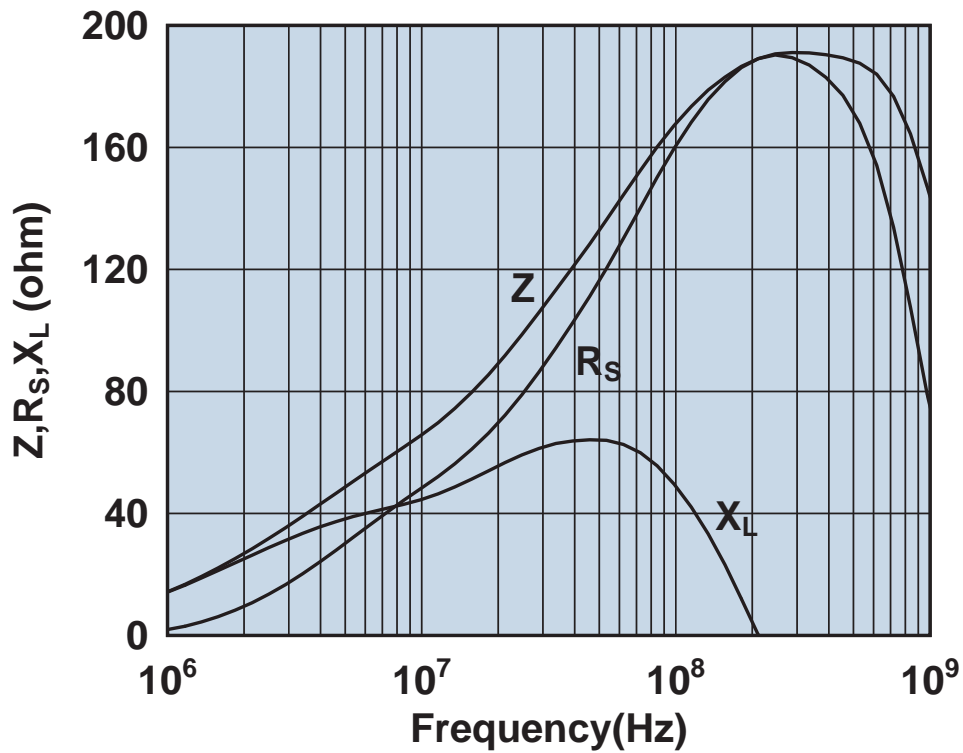


Impedance, reactance, and resistance vs. frequency.

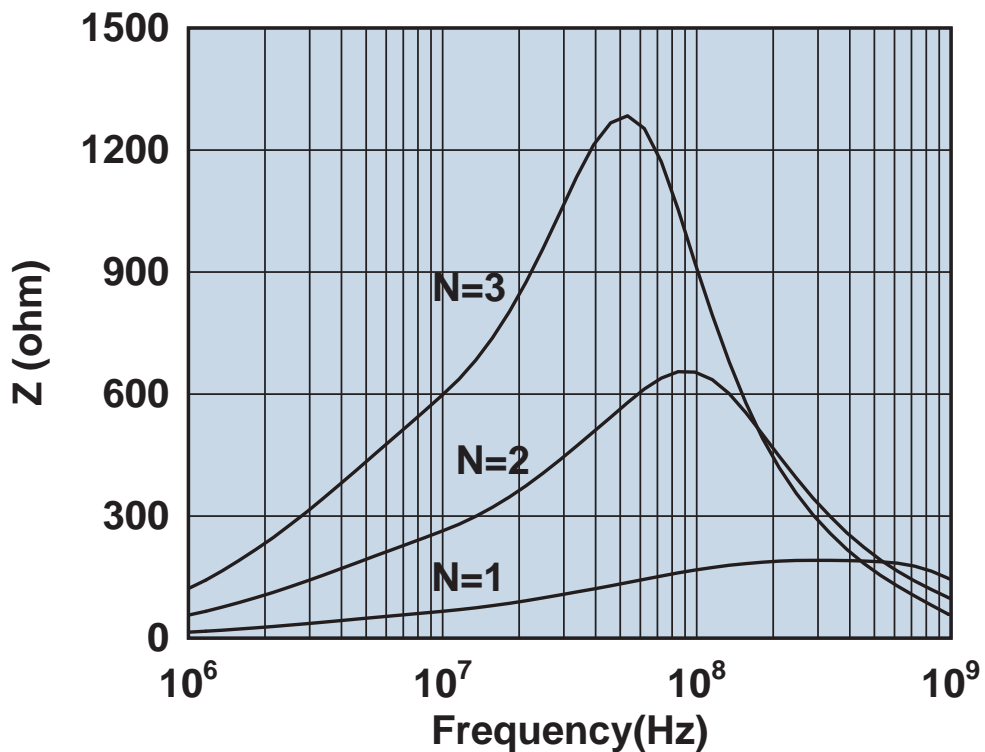


Impedance vs. frequency with one, two, and three turns.

0431178181

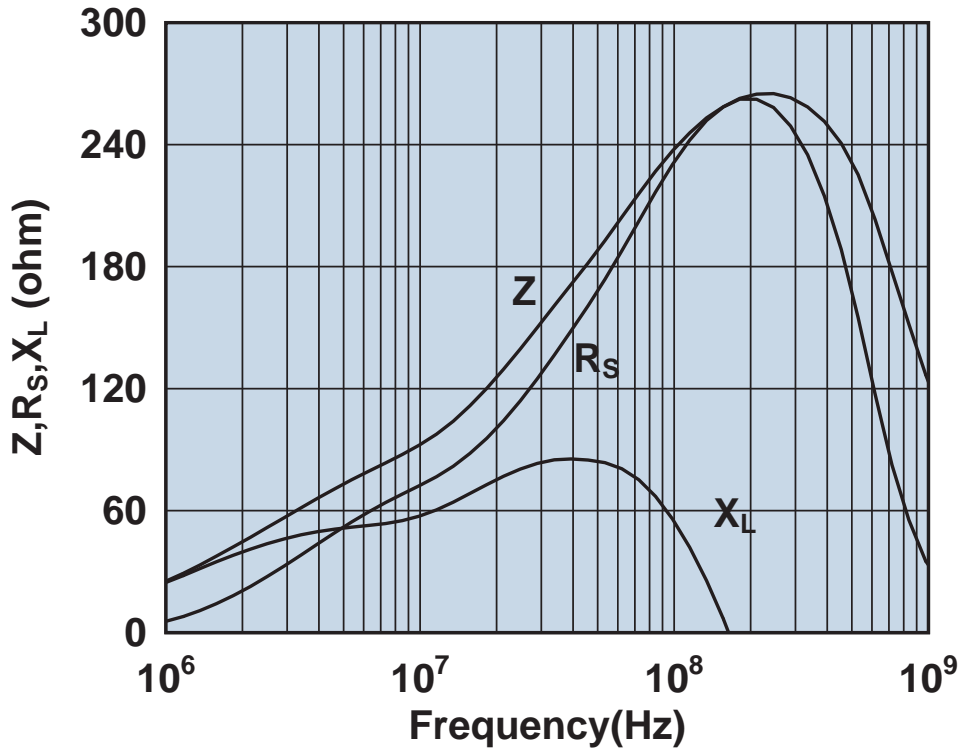


Impedance, reactance, and resistance vs. frequency.

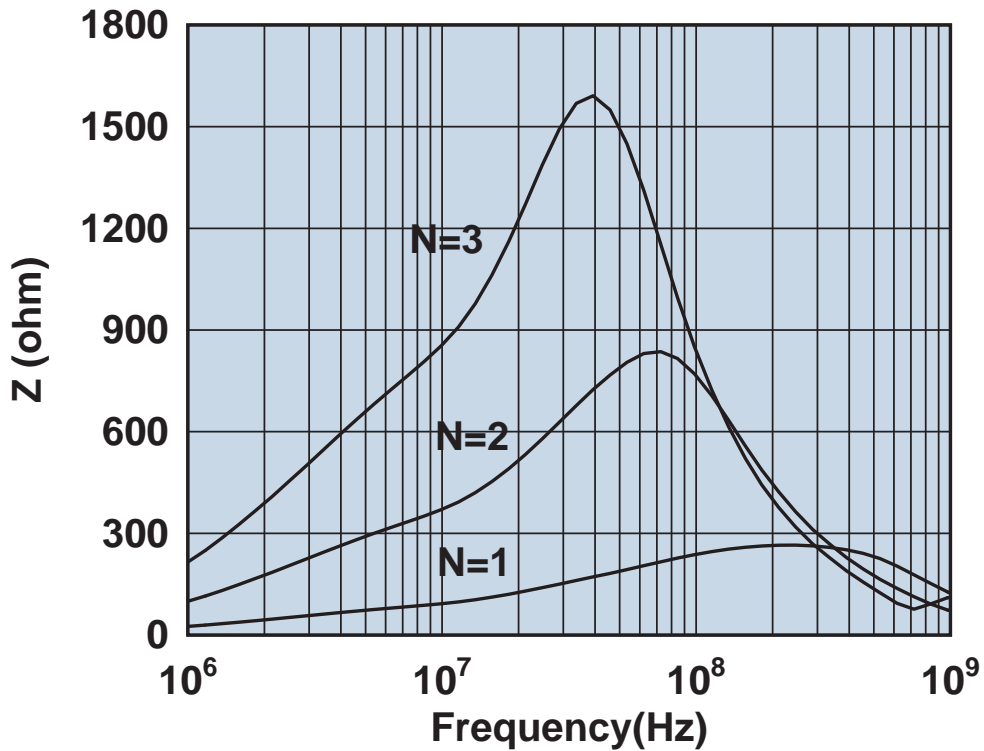


Impedance vs. frequency with one, two, and three turns.

0431178281

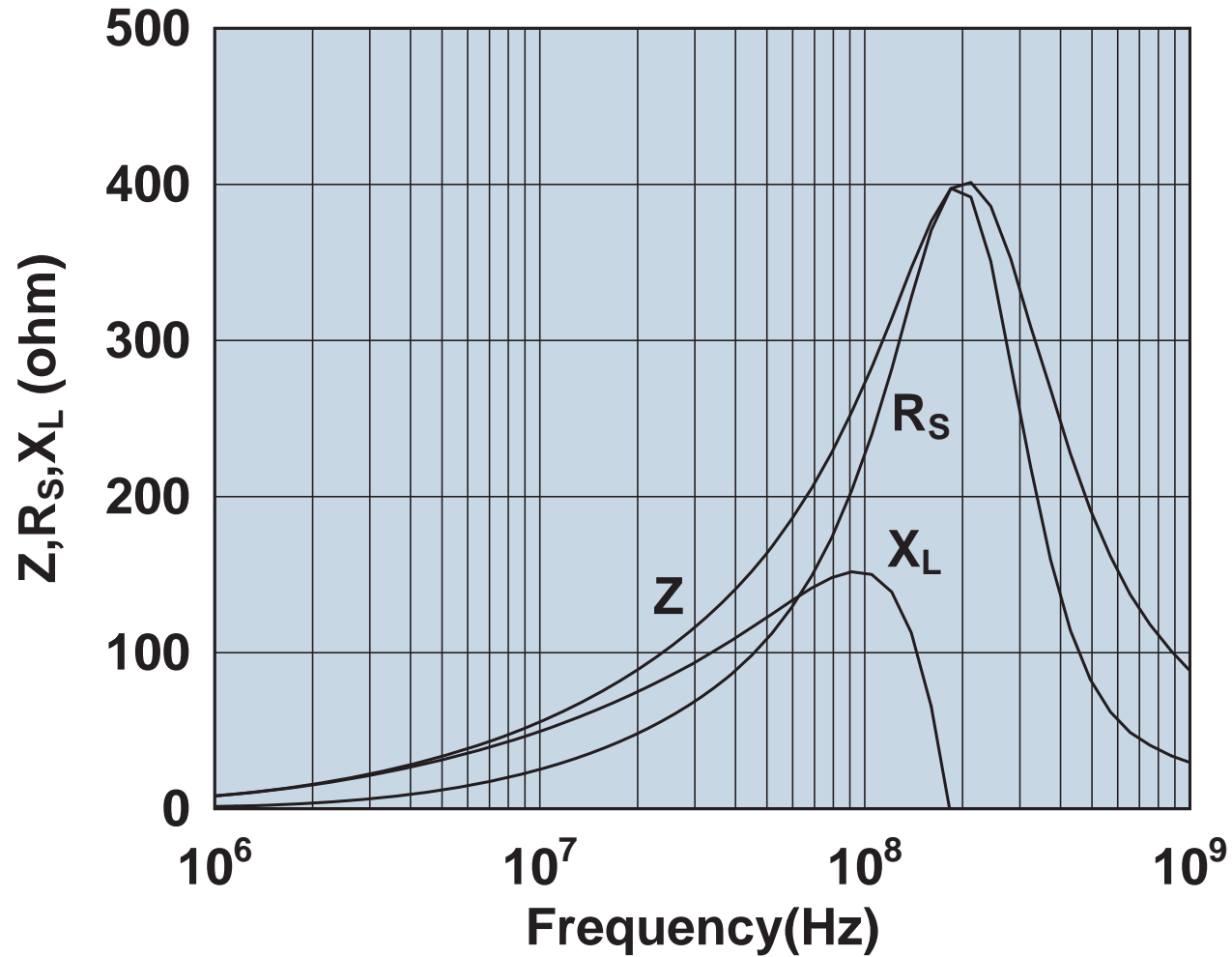


Impedance, reactance, and resistance vs. frequency.



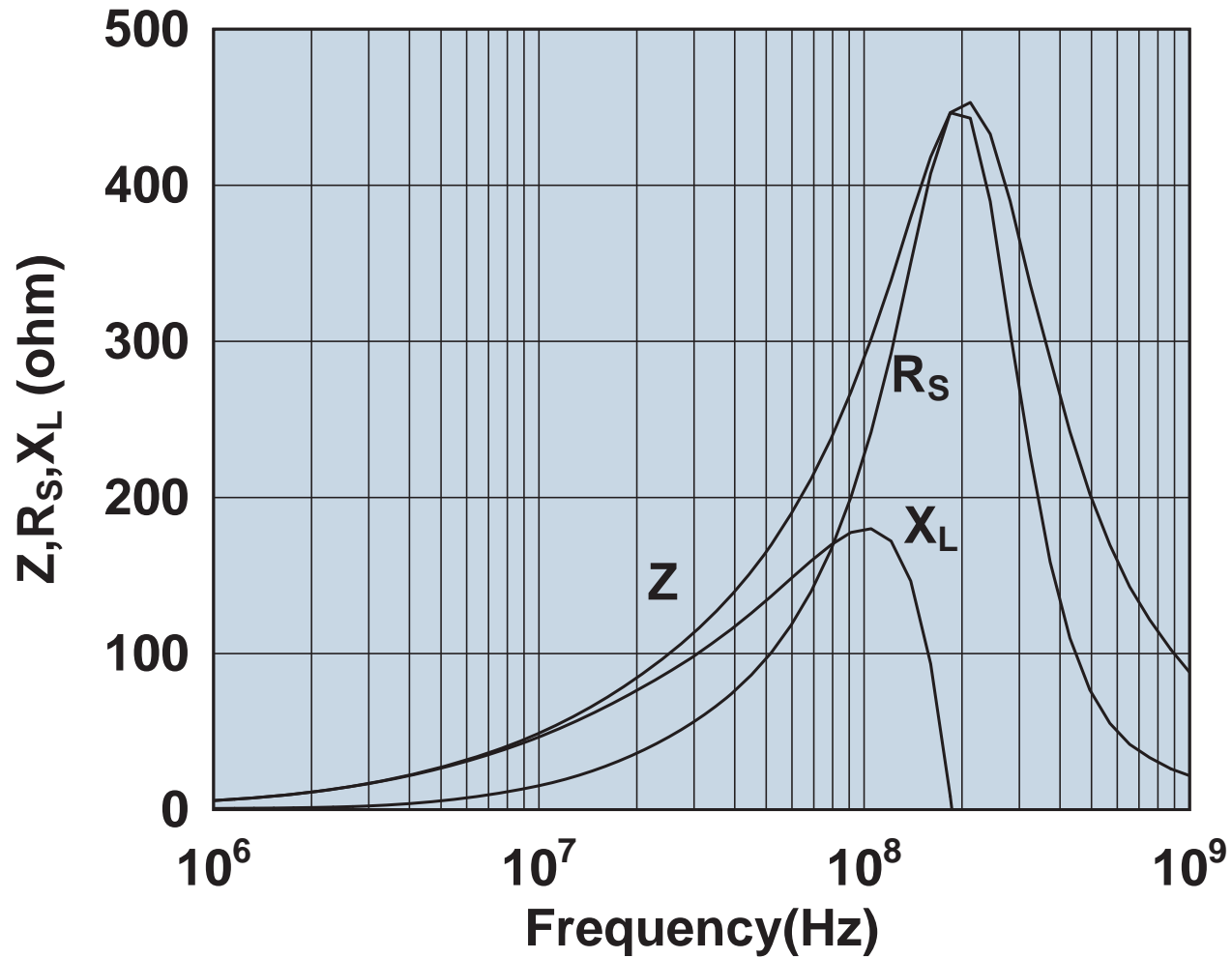
Impedance vs. frequency with one, two, and three turns.

0443163951



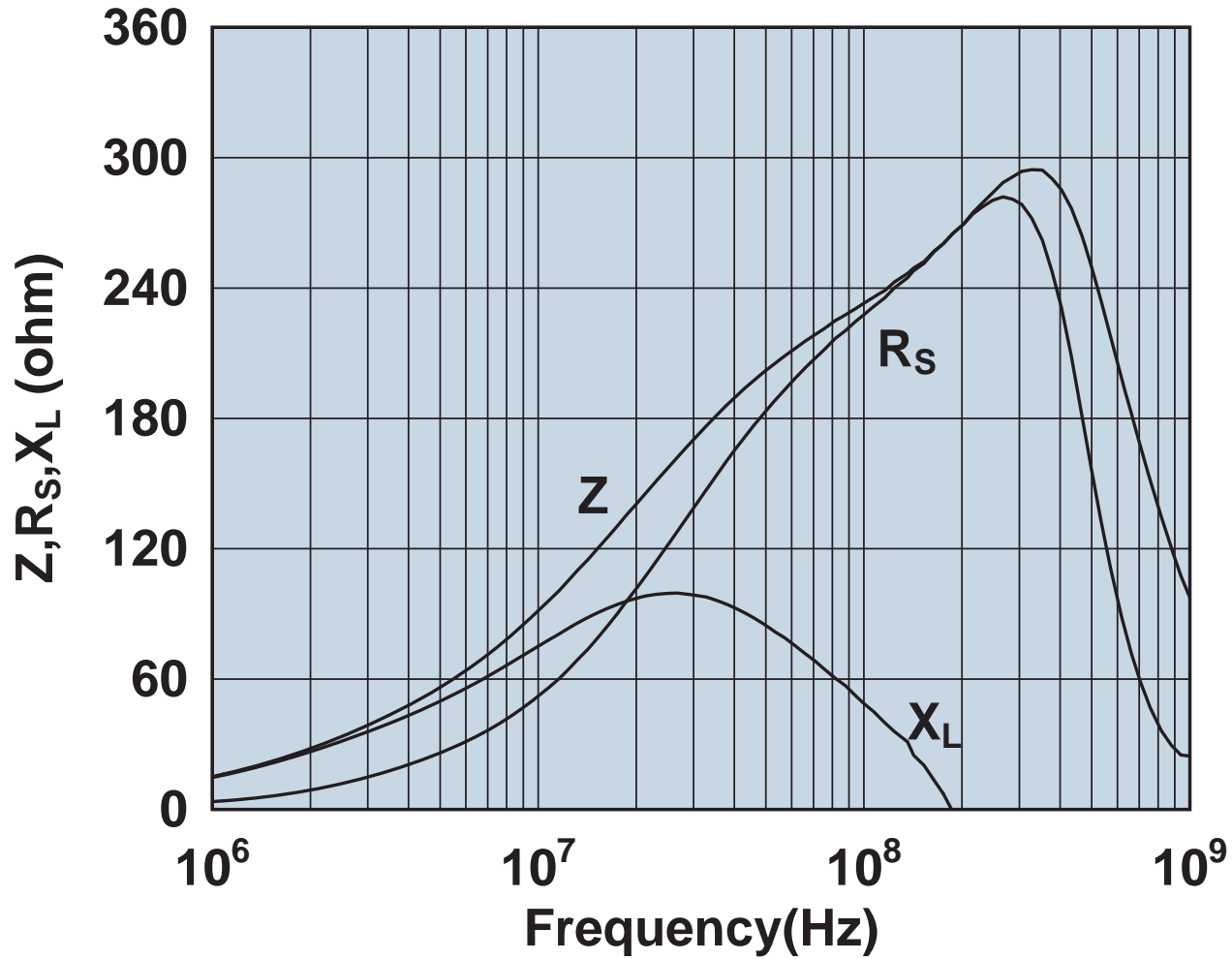
Impedance, reactance, and resistance vs. frequency.

0443164051



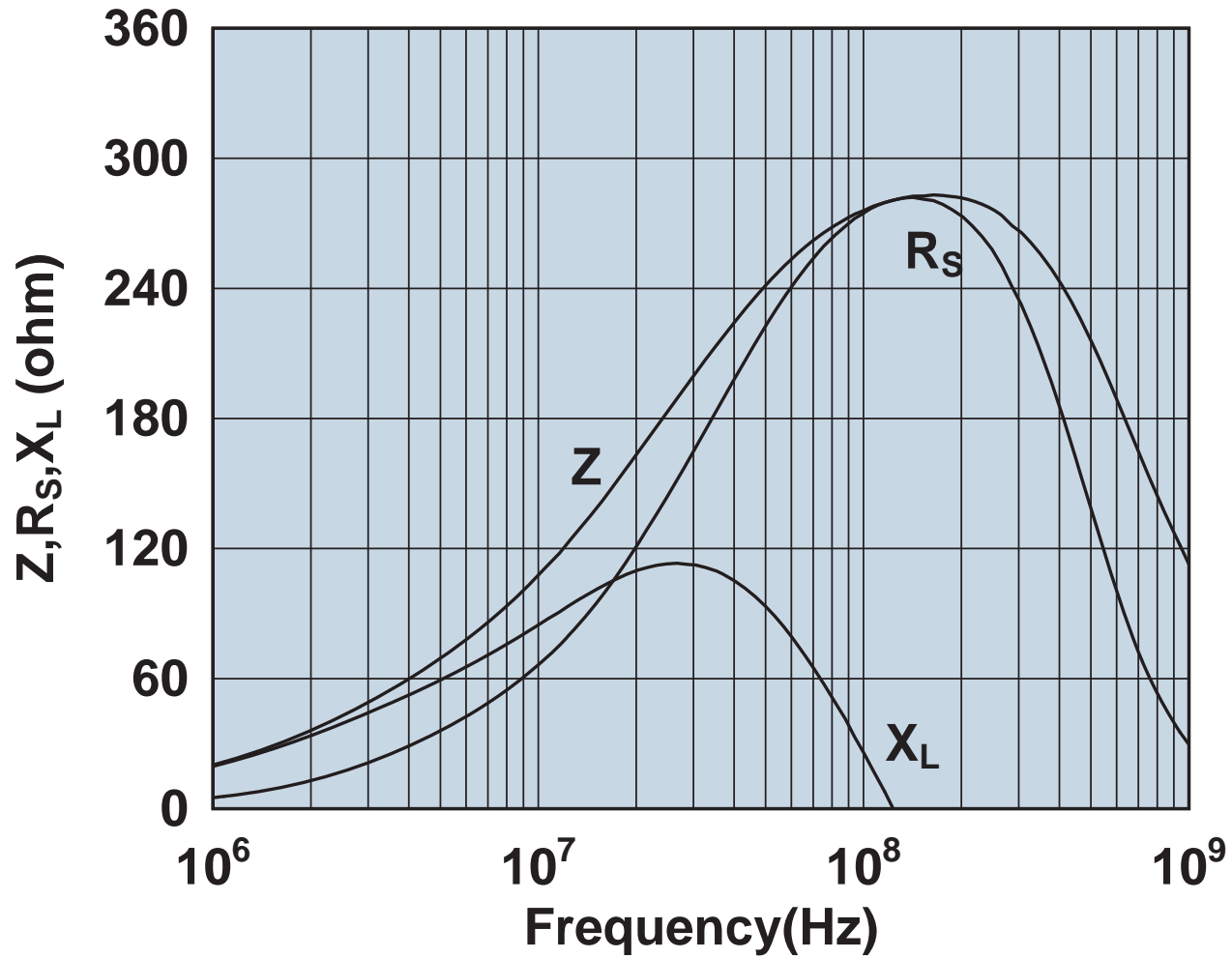
Impedance, reactance, and resistance vs. frequency.

0443164151



Impedance, reactance, and resistance vs. frequency.

0443164251



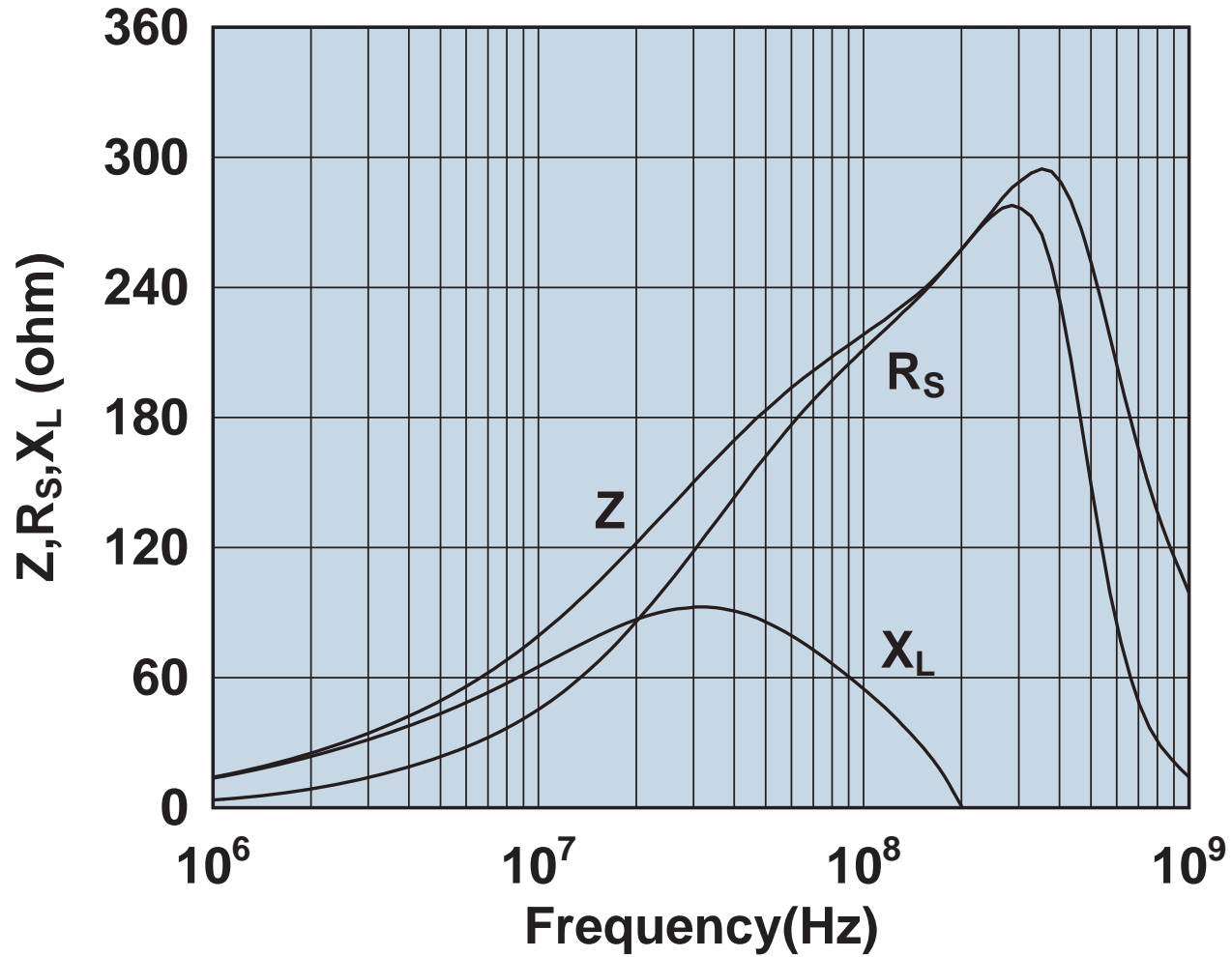
Impedance, reactance, and resistance vs. frequency.

0443166651



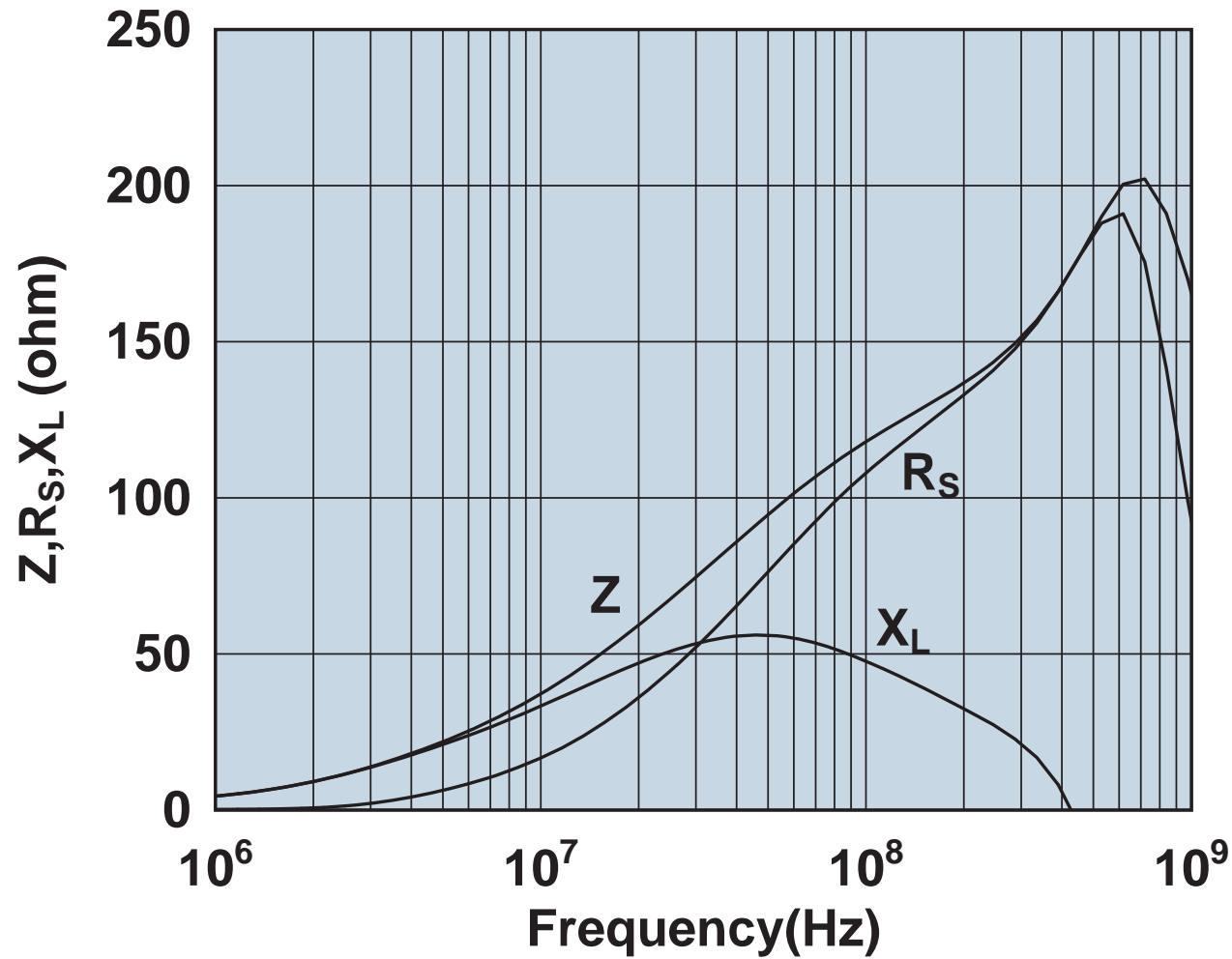
Impedance, reactance, and resistance vs. frequency.

0443167251



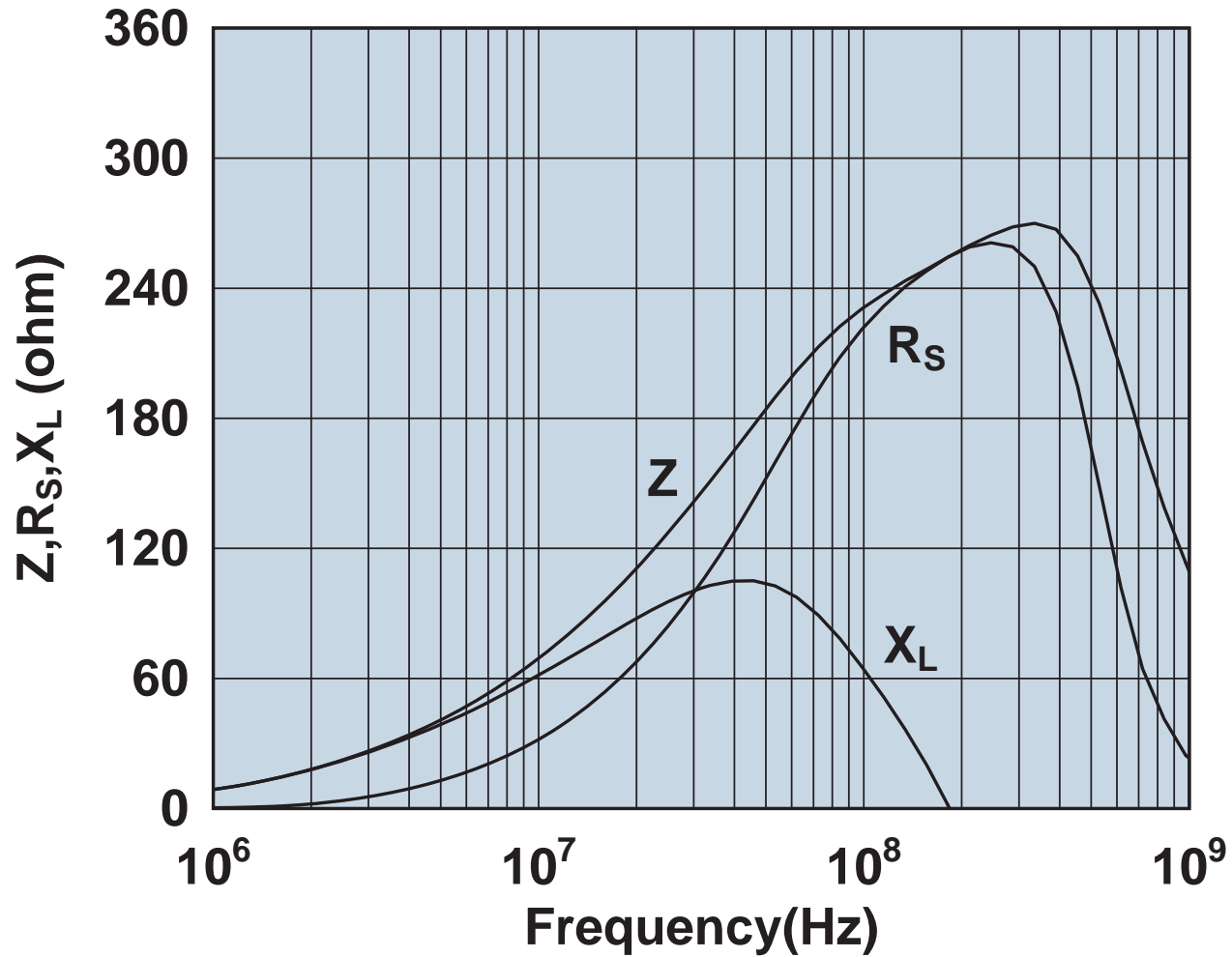
Impedance, reactance, and resistance vs. frequency.

0443178181



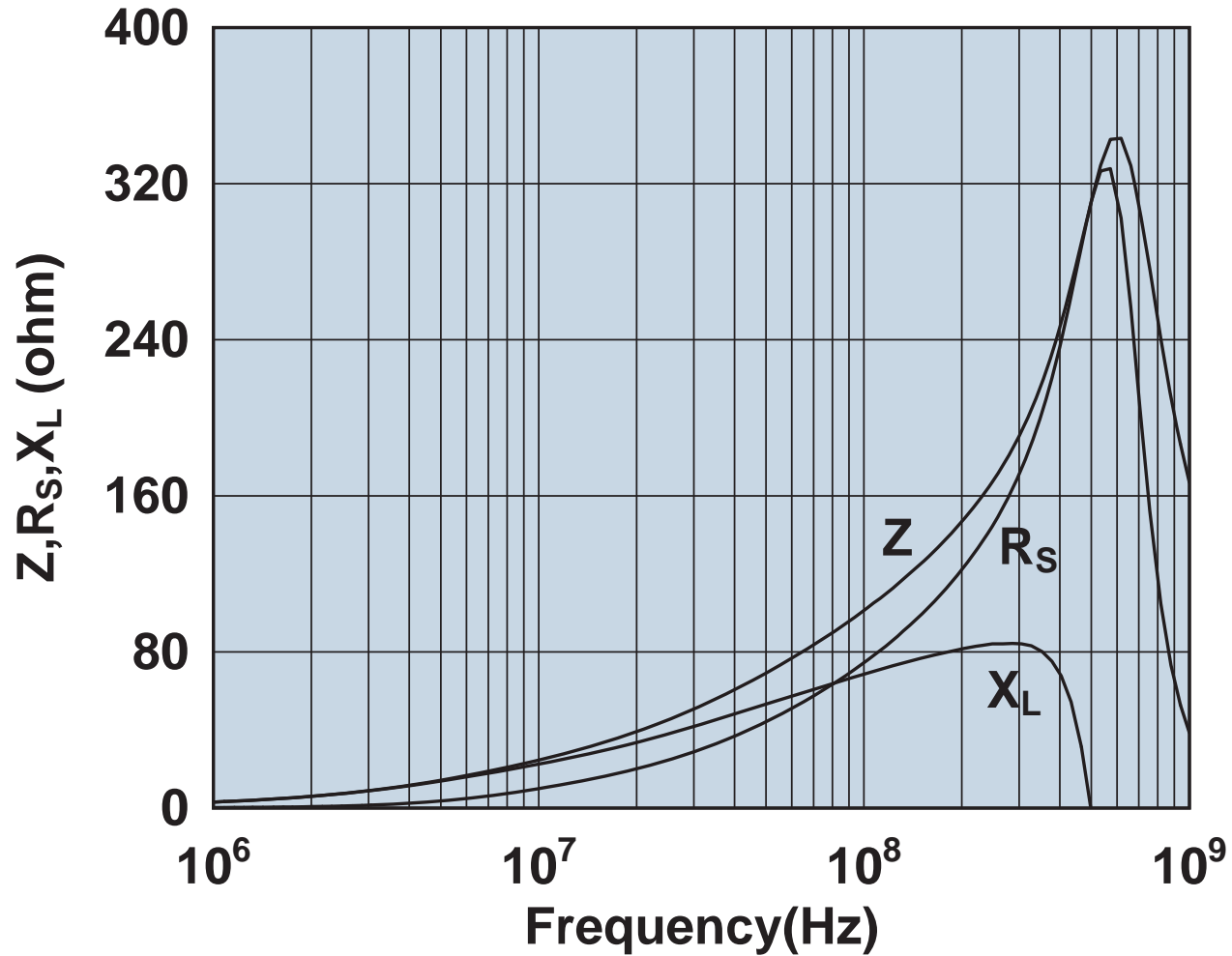
Impedance, reactance, and resistance vs. frequency.

0443178281



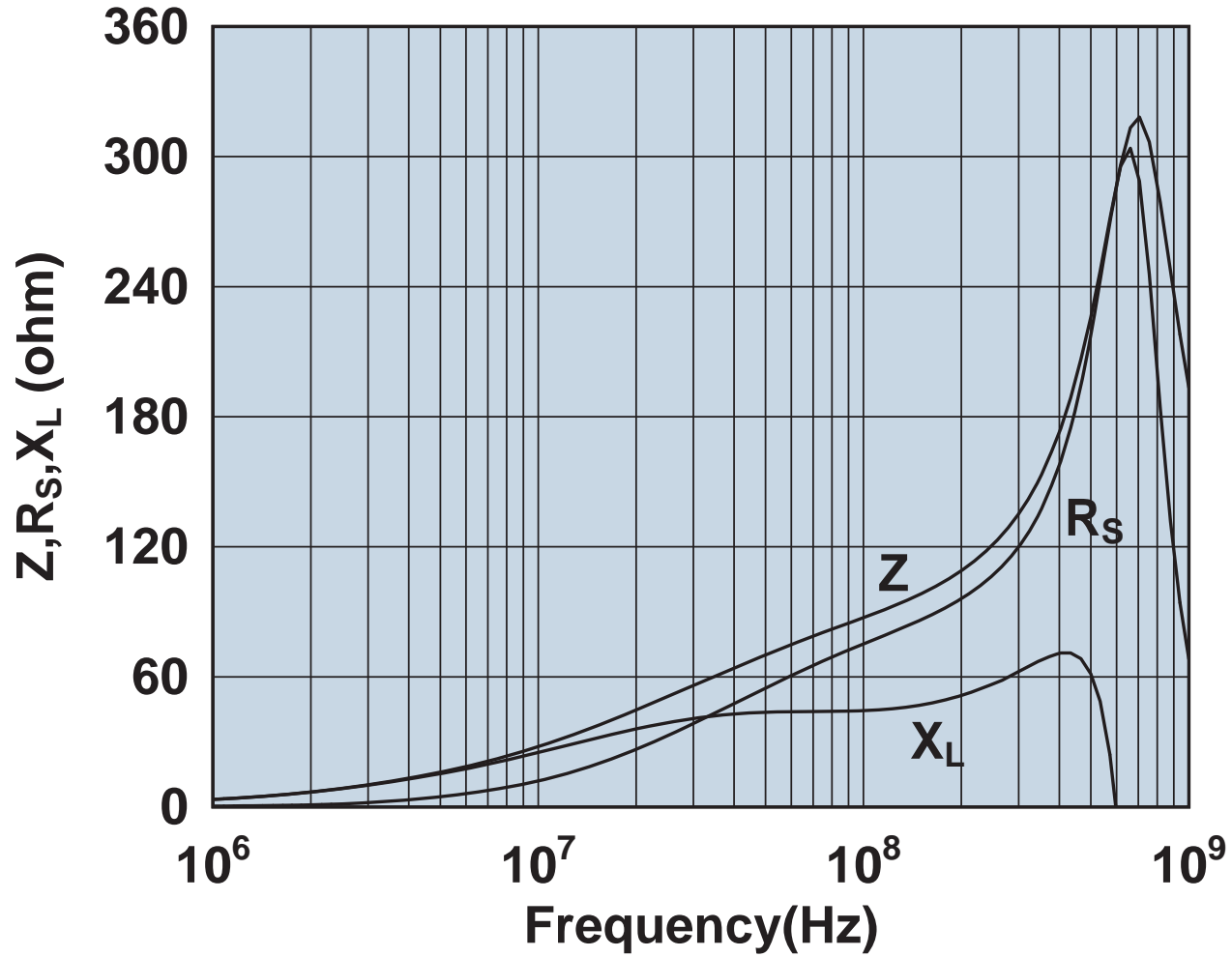
Impedance, reactance, and resistance vs. frequency.

0443625006



Impedance, reactance, and resistance vs. frequency.

0443665806



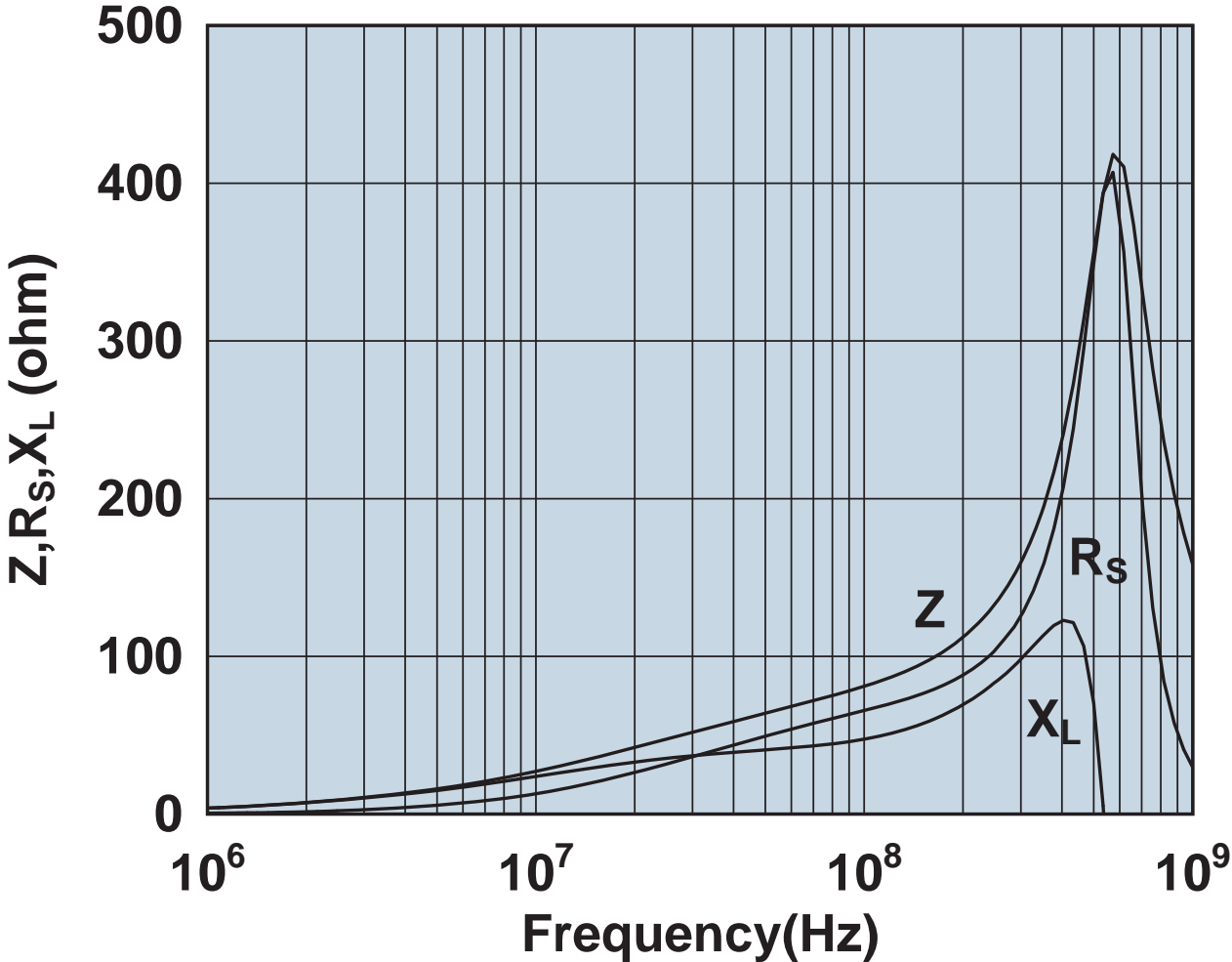
Impedance, reactance, and resistance vs. frequency.

0443800506



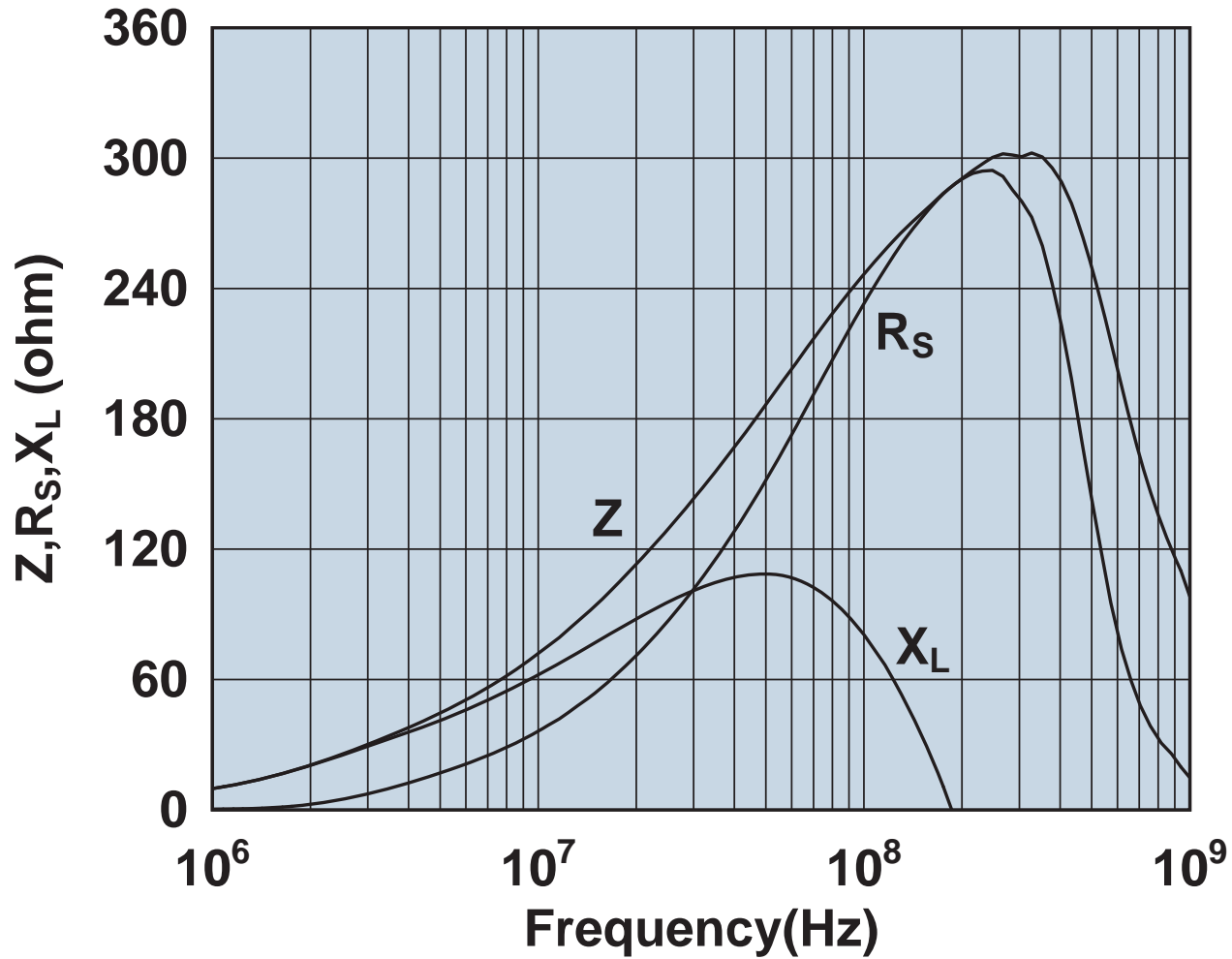
Impedance, reactance, and resistance vs. frequency.

0443806406



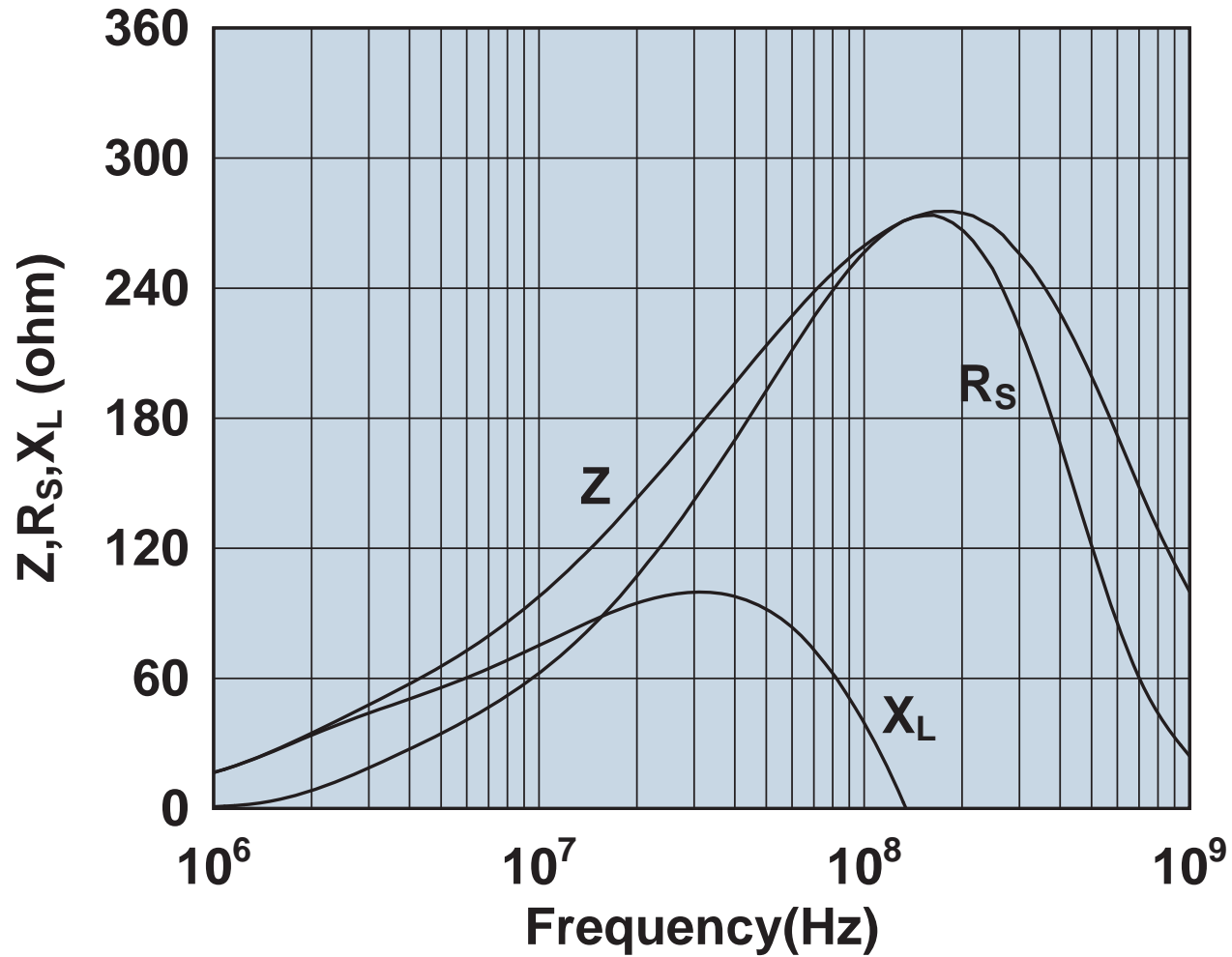
Impedance, reactance, and resistance vs. frequency.

0444164181



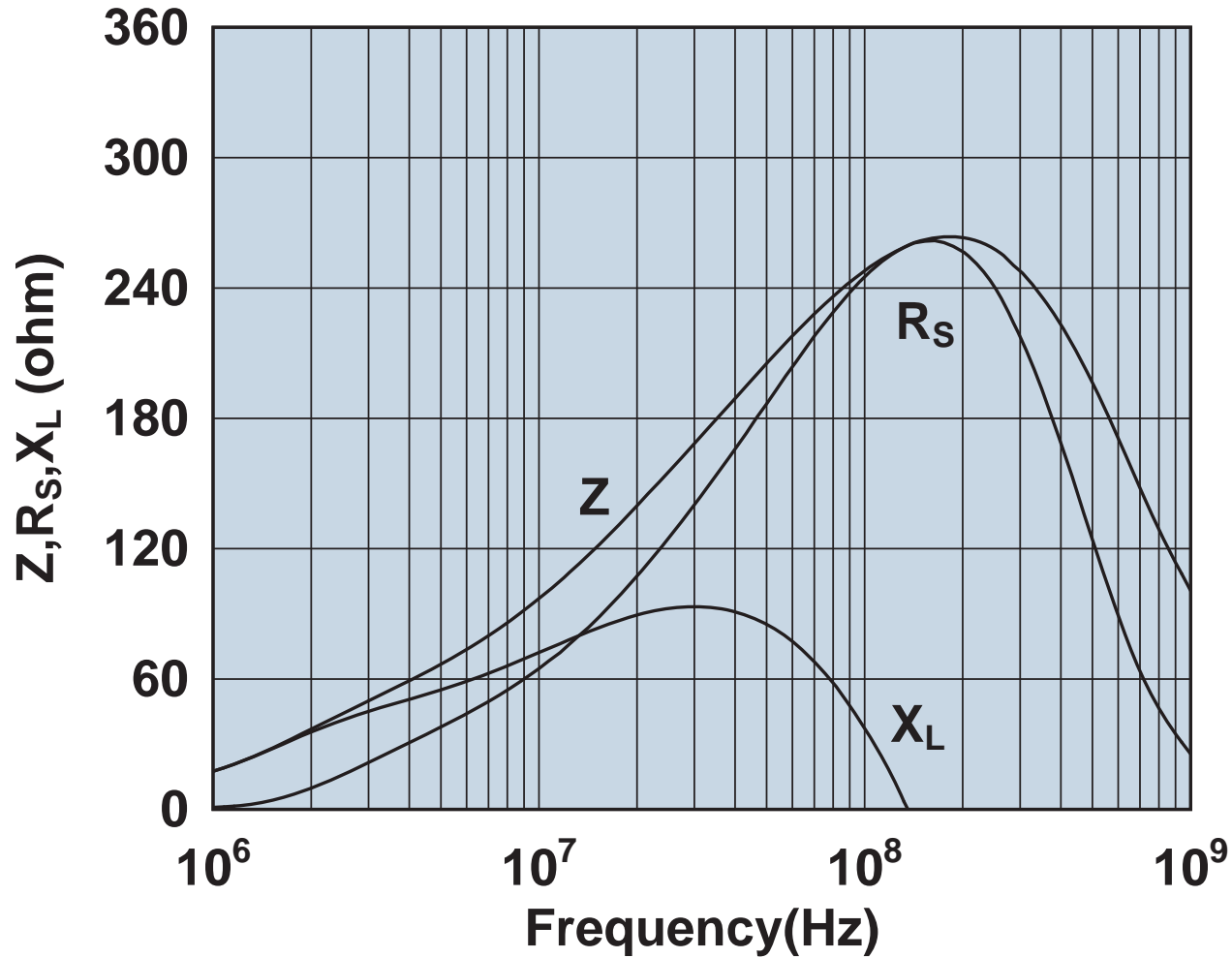
Impedance, reactance, and resistance vs. frequency.

0444164281



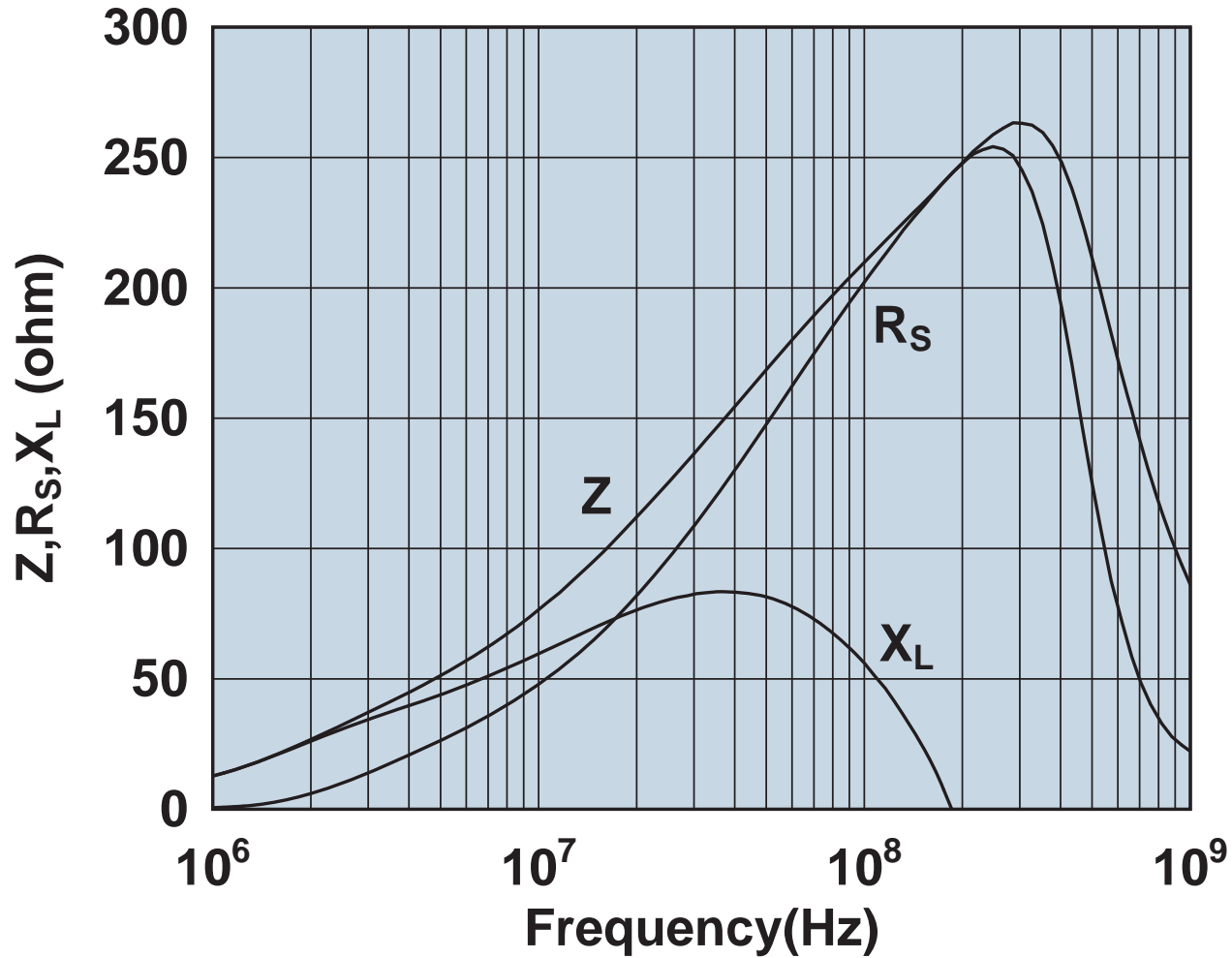
Impedance, reactance, and resistance vs. frequency.

0444164951



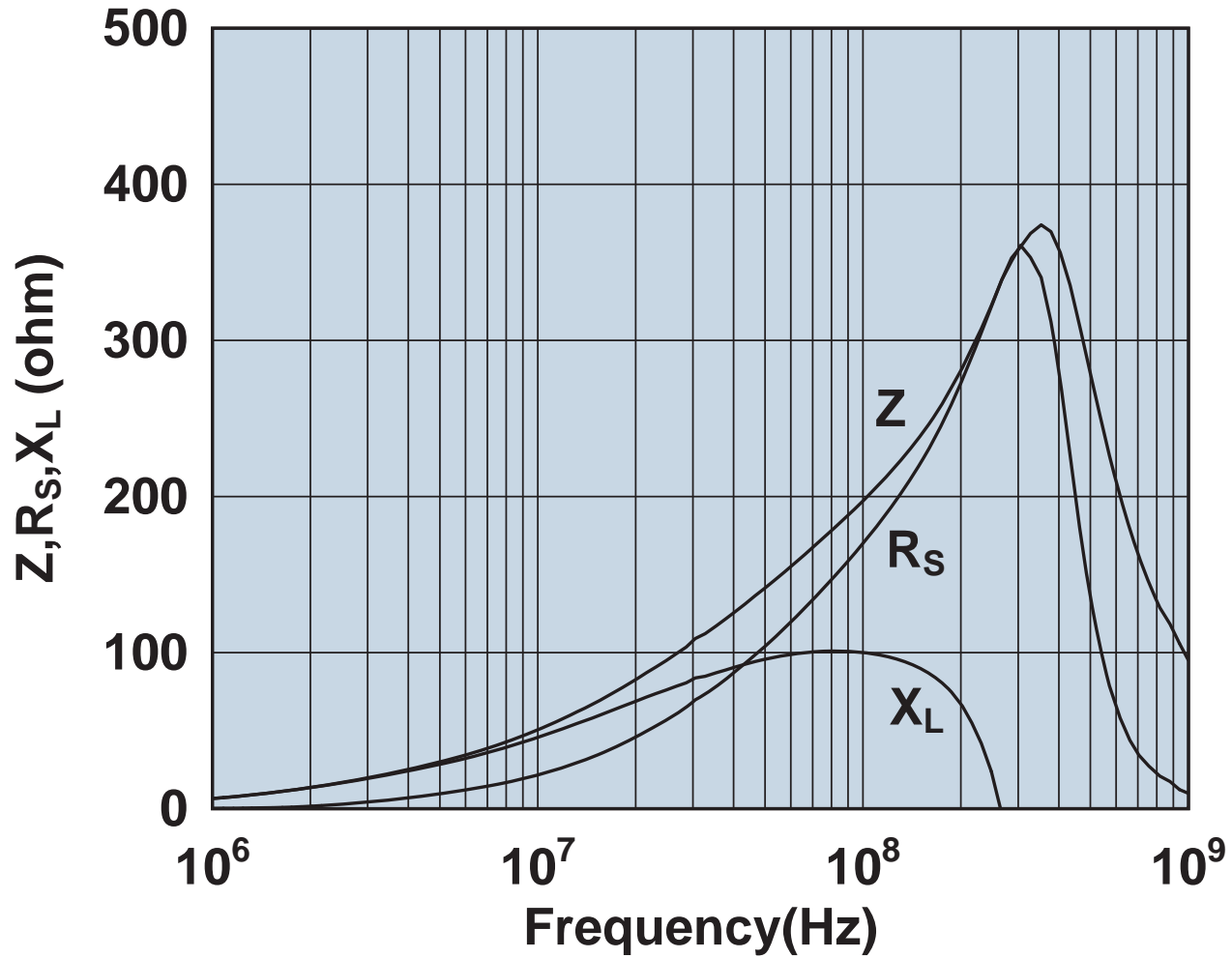
Impedance, reactance, and resistance vs. frequency.

0444167281



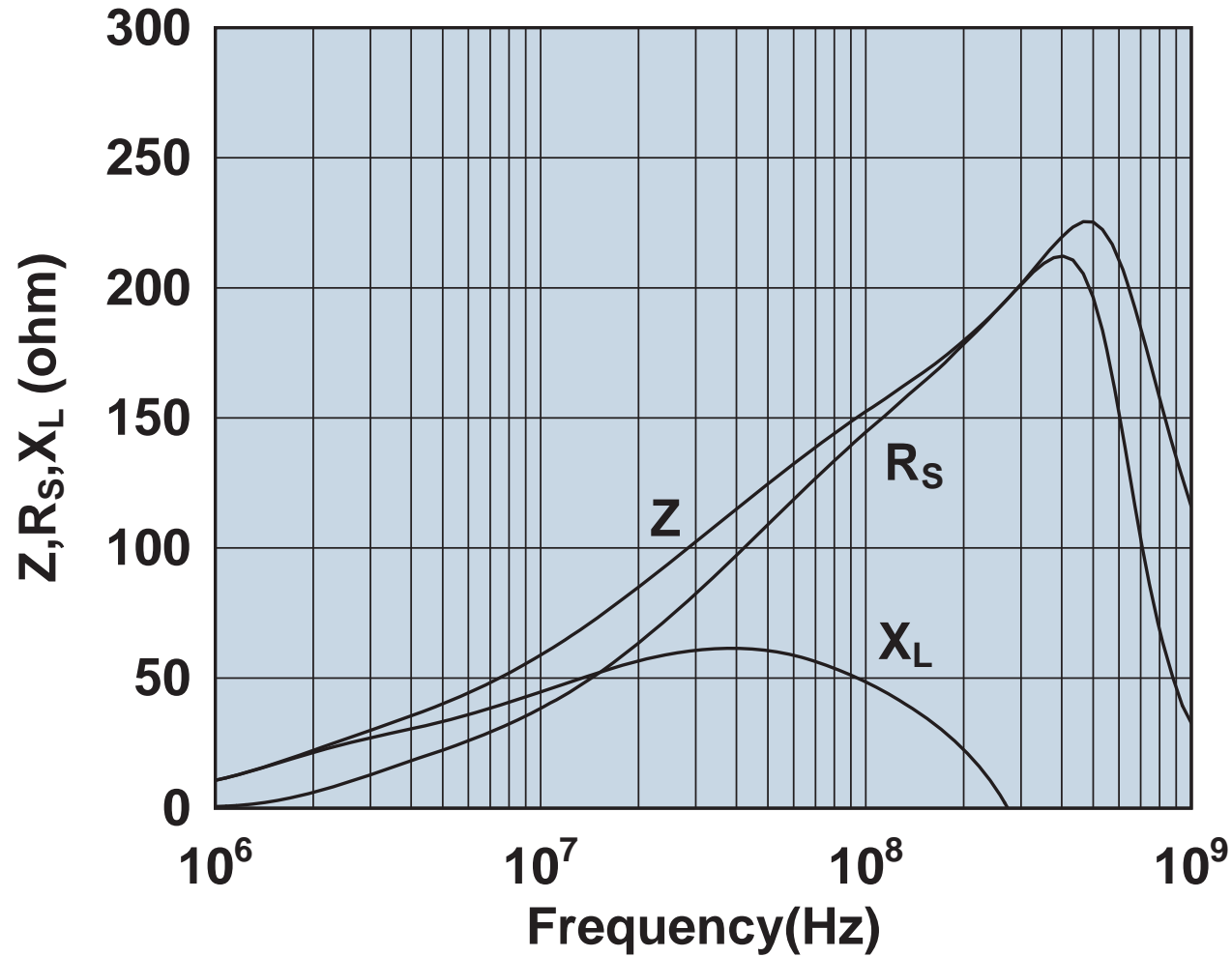
Impedance, reactance, and resistance vs. frequency.

0444173551



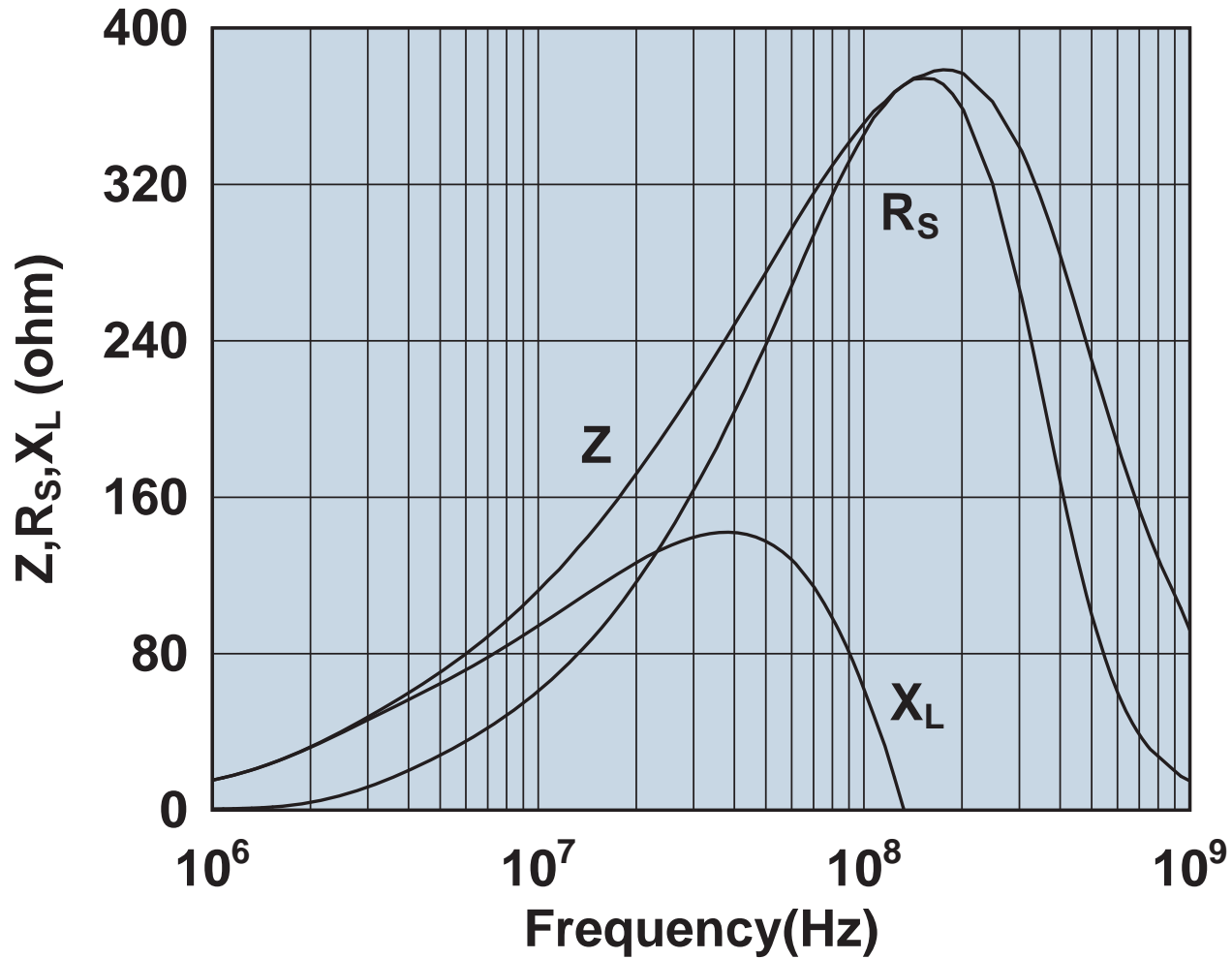
Impedance, reactance, and resistance vs. frequency.

0444173951



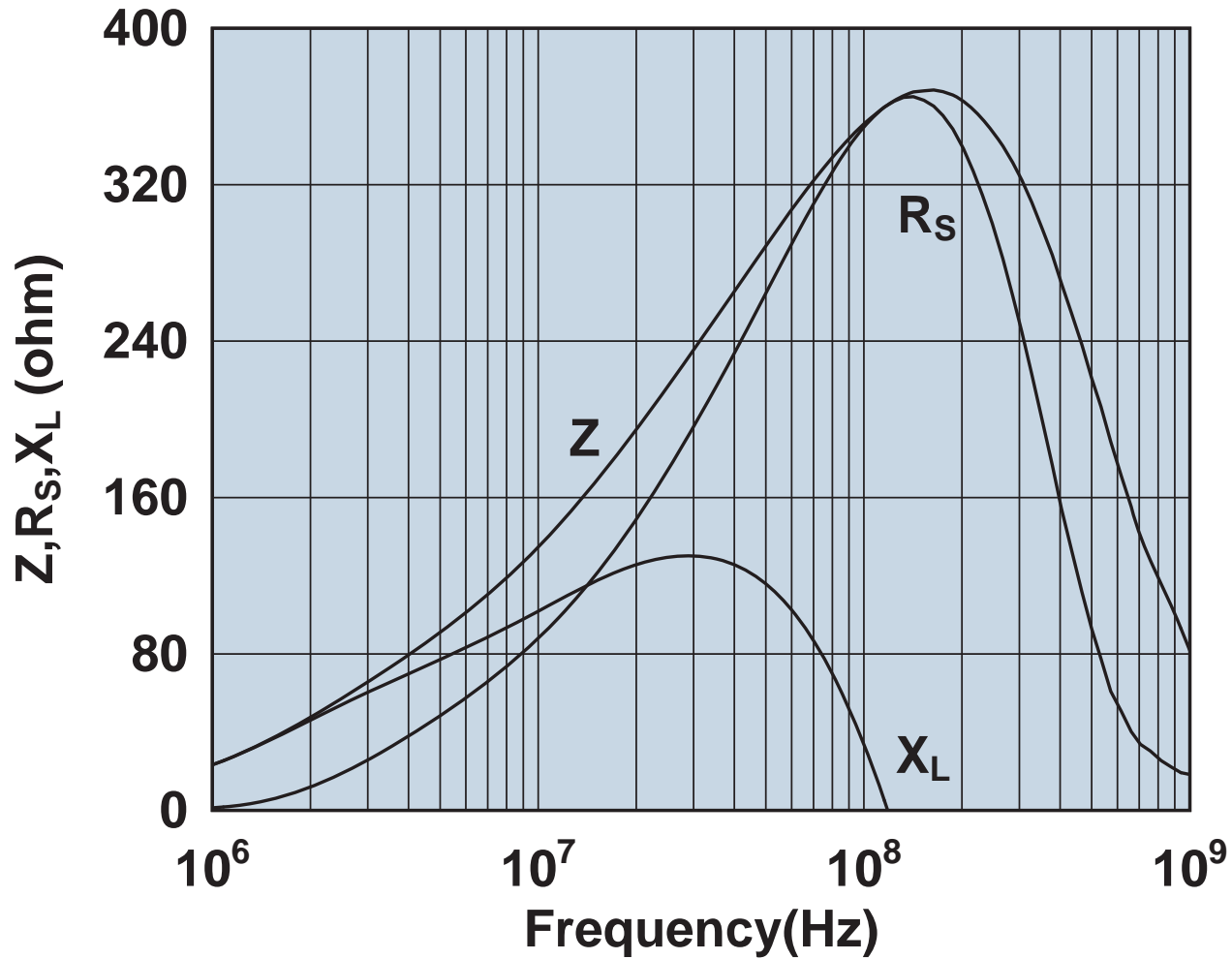
Impedance, reactance, and resistance vs. frequency.

0444176451



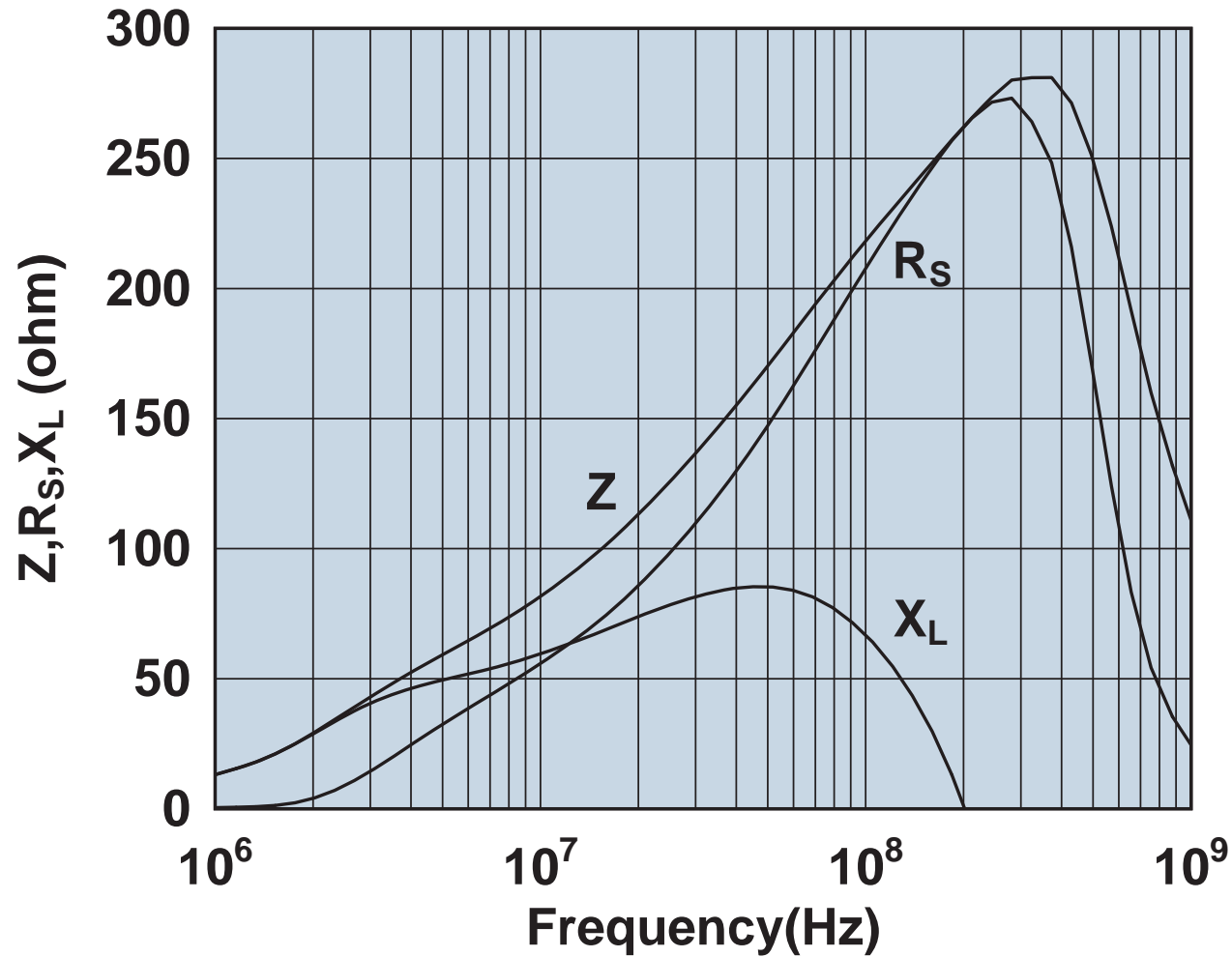
Impedance, reactance, and resistance vs. frequency.

0444177081



Impedance, reactance, and resistance vs. frequency.

0446164151



Impedance, reactance, and resistance vs. frequency.

0446164181



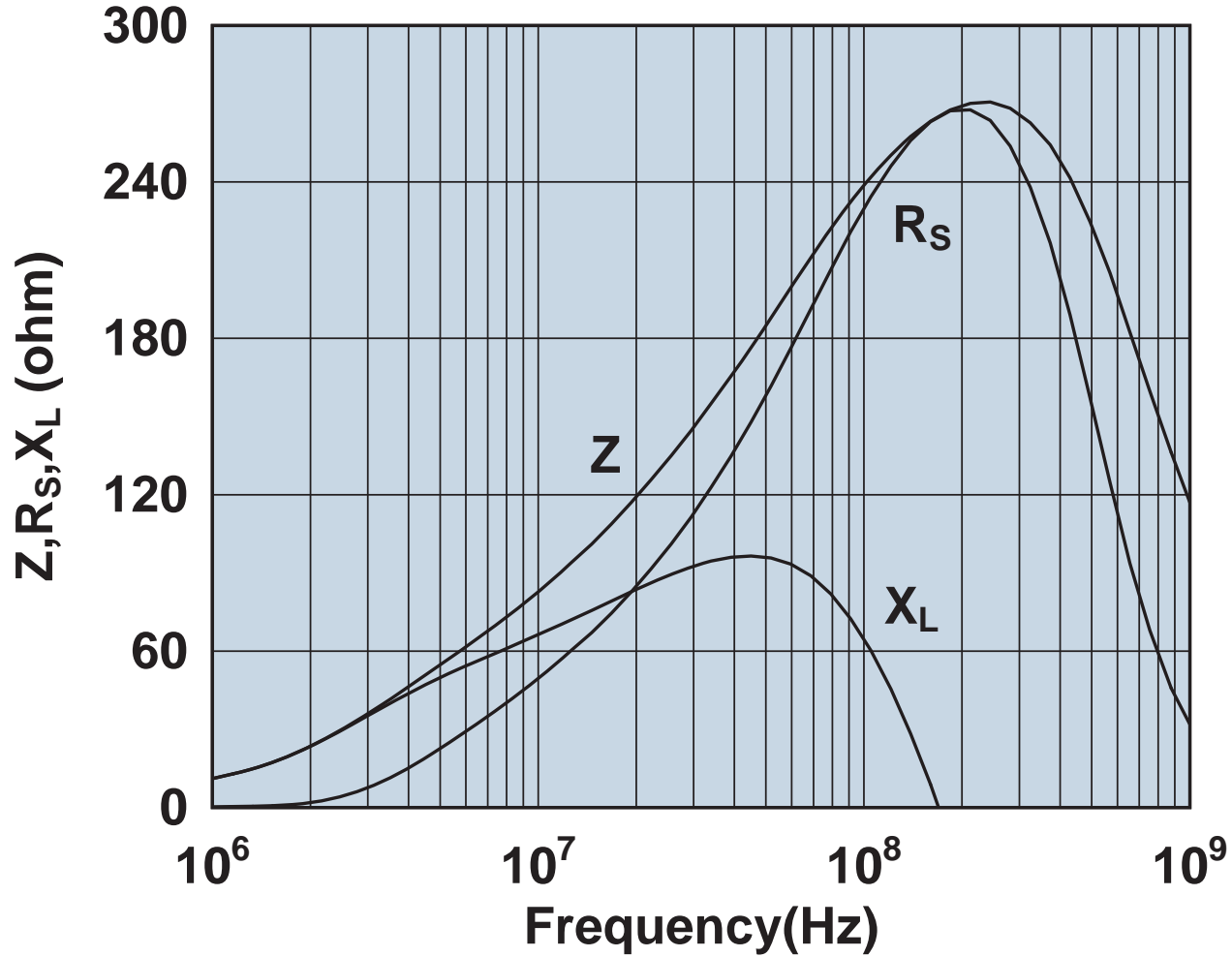
Impedance, reactance, and resistance vs. frequency.

0446164251



Impedance, reactance, and resistance vs. frequency.

0446164281



Impedance, reactance, and resistance vs. frequency.

0446164951



Impedance, reactance, and resistance vs. frequency.

0446167251



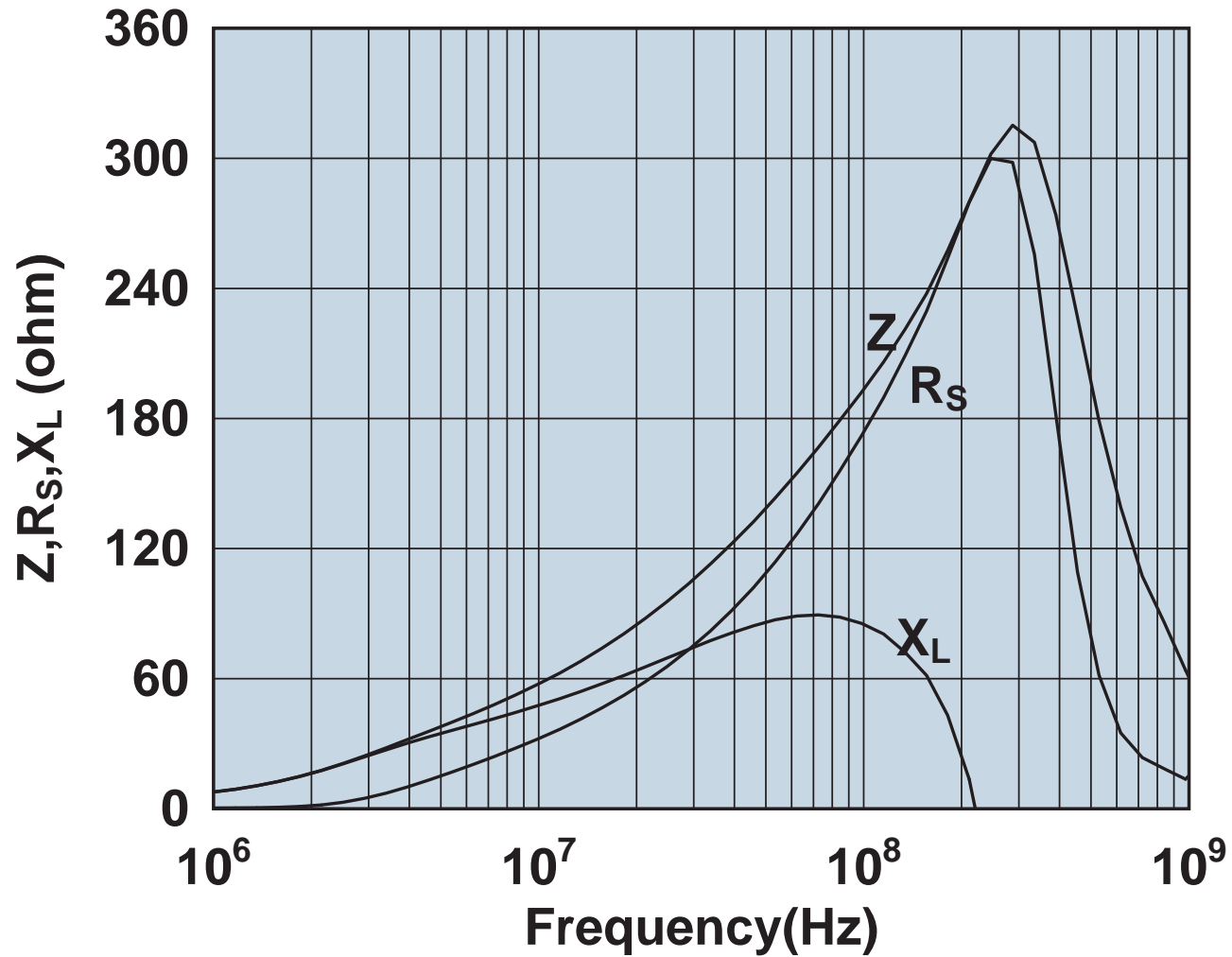
Impedance, reactance, and resistance vs. frequency.

0446167281



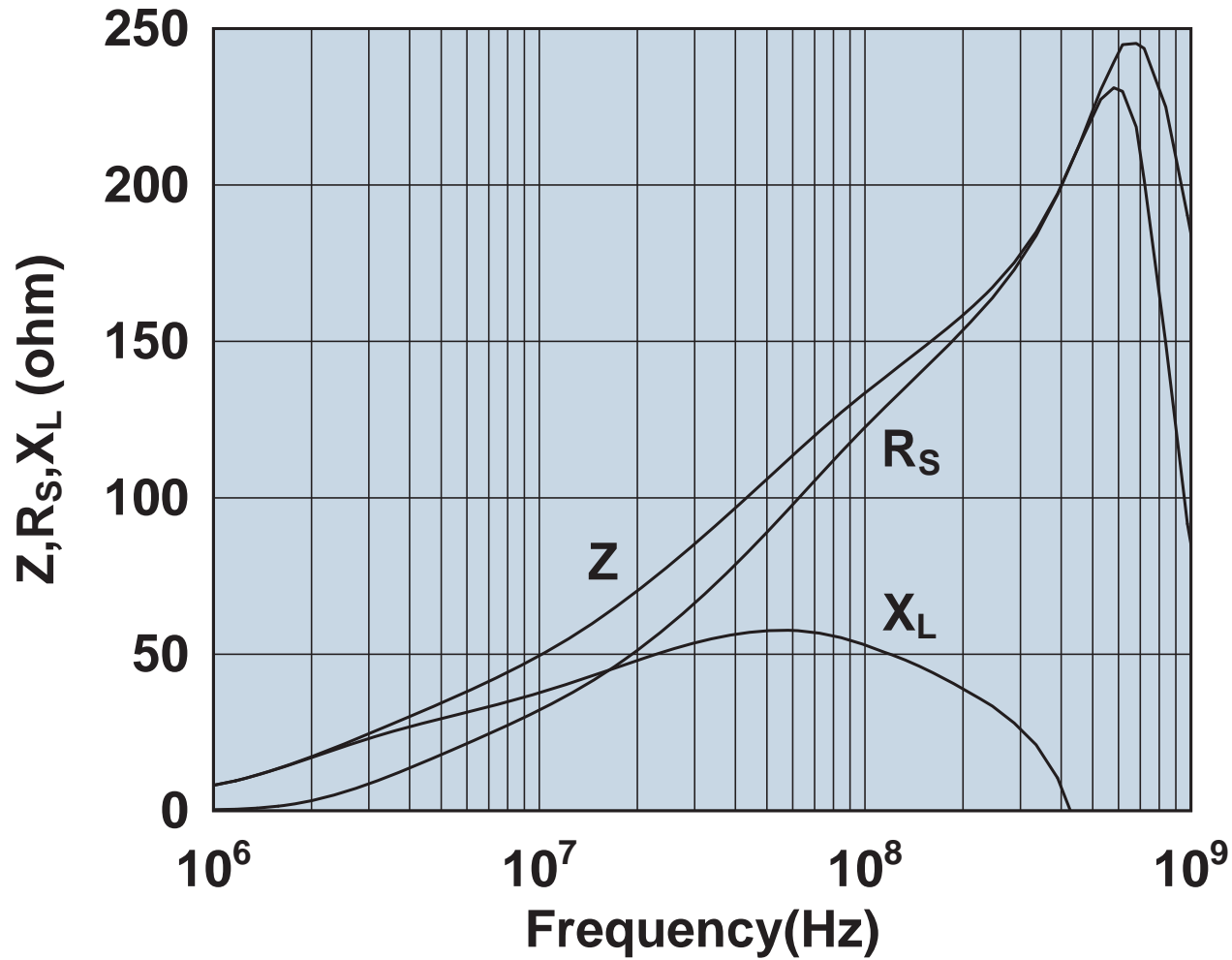
Impedance, reactance, and resistance vs. frequency.

0446173551



Impedance, reactance, and resistance vs. frequency.

0446173951



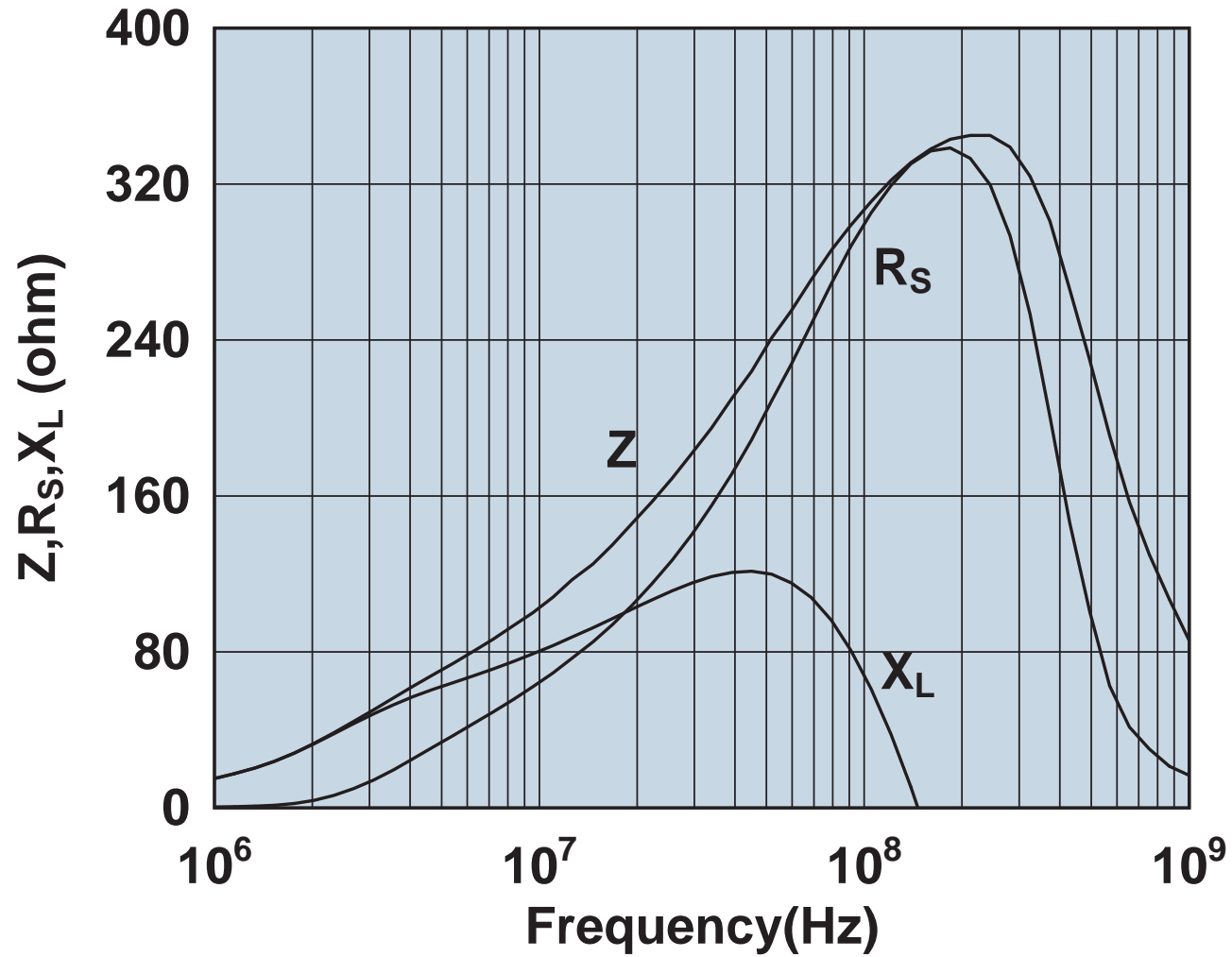
Impedance, reactance, and resistance vs. frequency.

0446176451



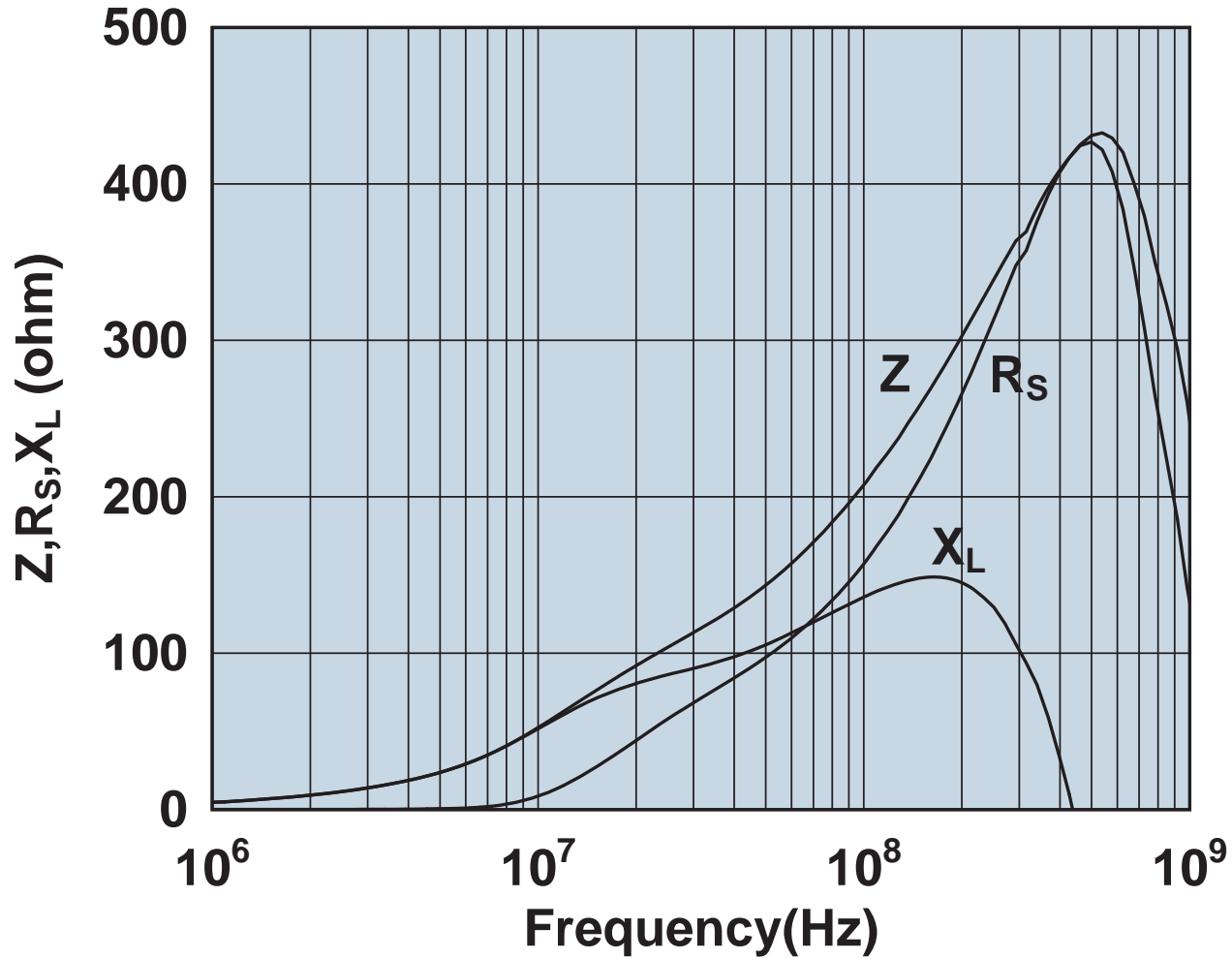
Impedance, reactance, and resistance vs. frequency.

0446177081



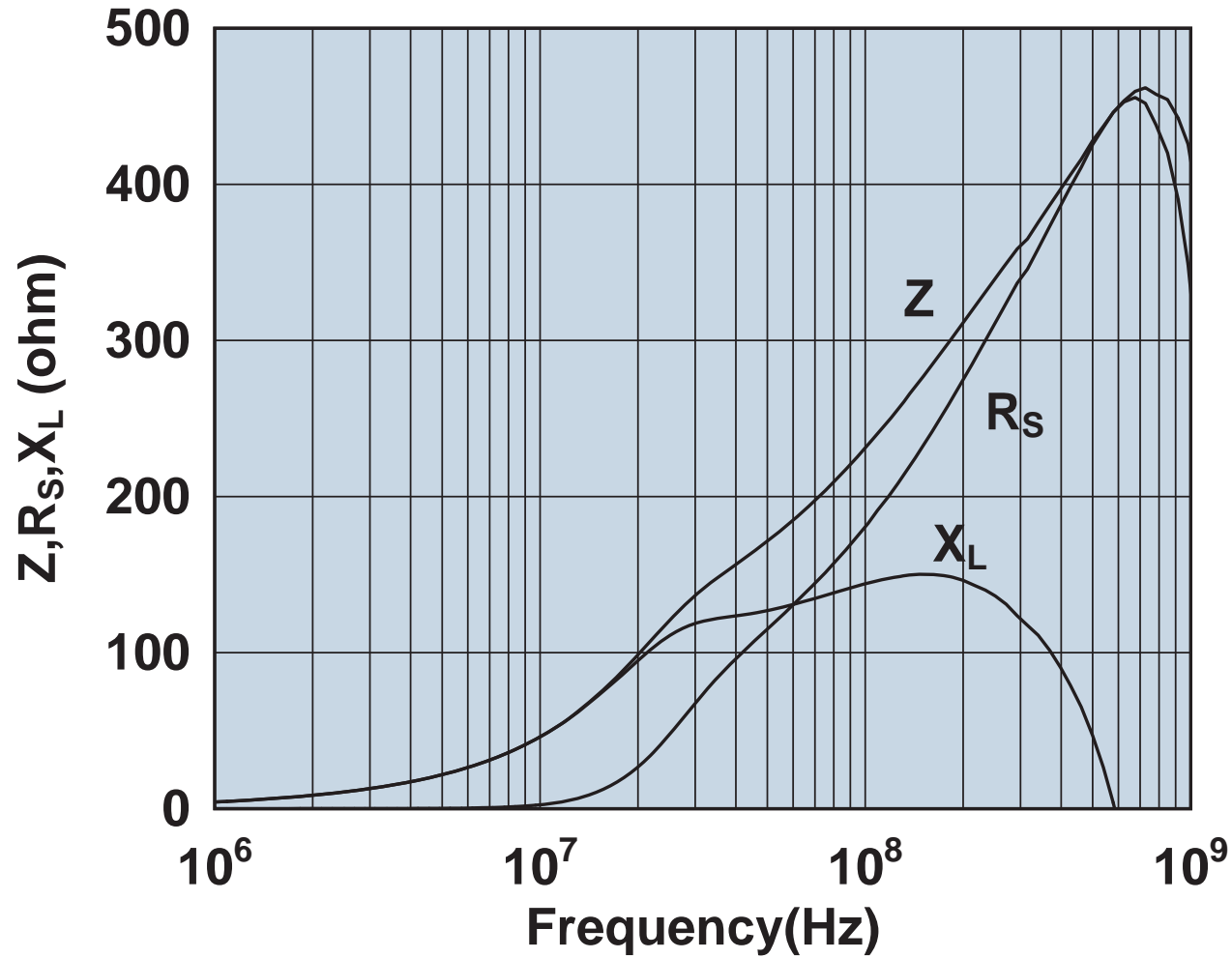
Impedance, reactance, and resistance vs. frequency.

0461164181



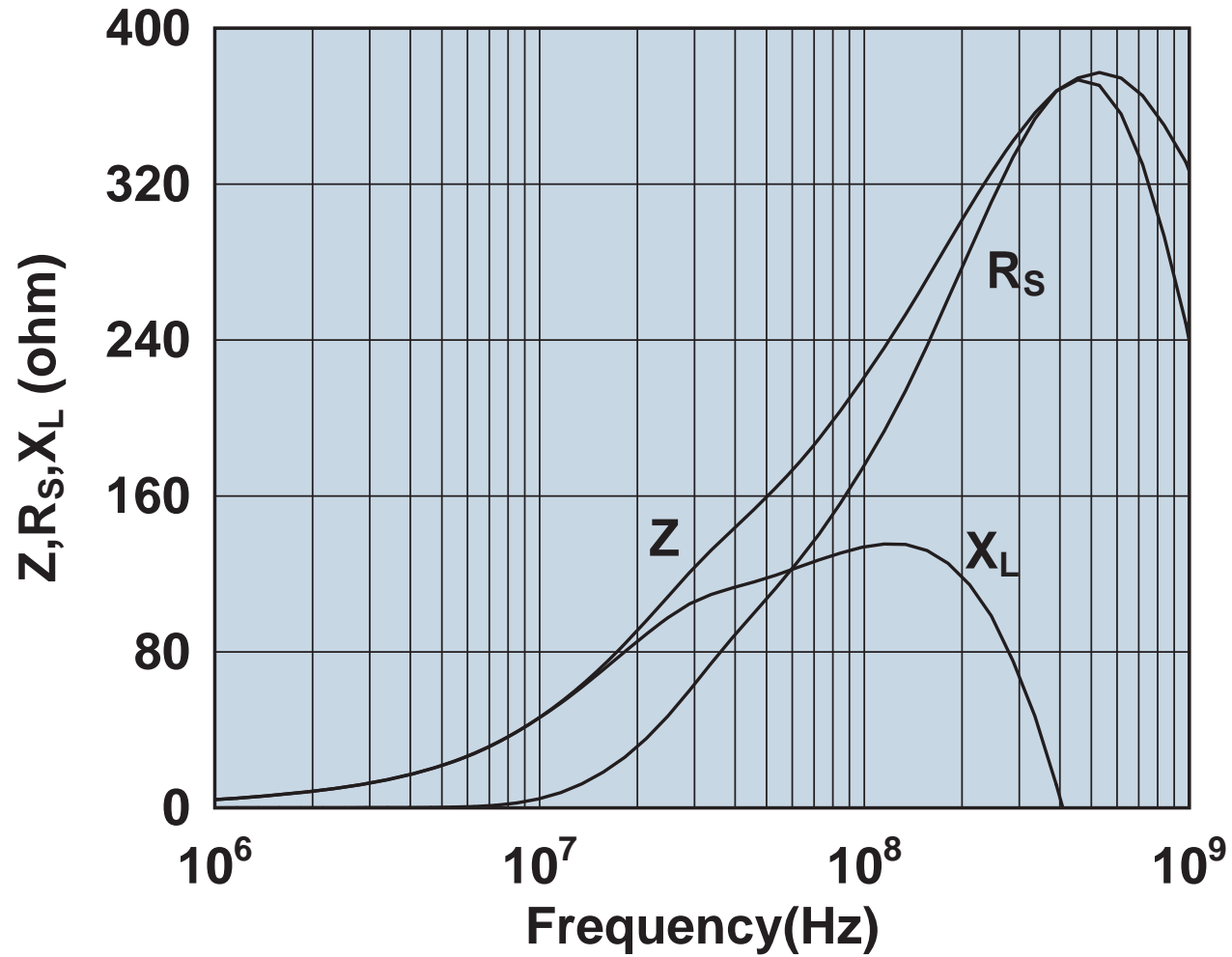
Impedance, reactance, and resistance vs. frequency.

0461164281



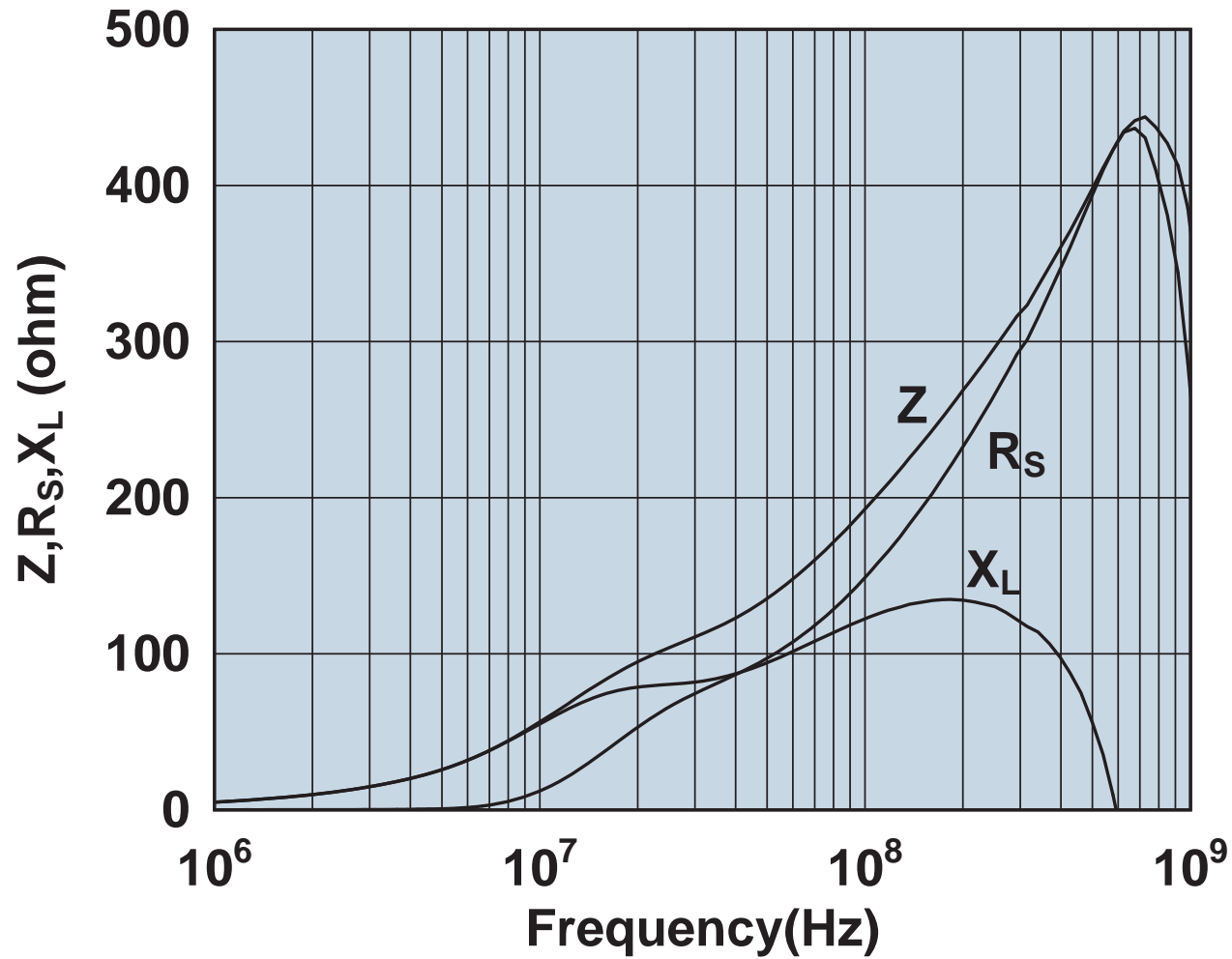
Impedance, reactance, and resistance vs. frequency.

0461164951



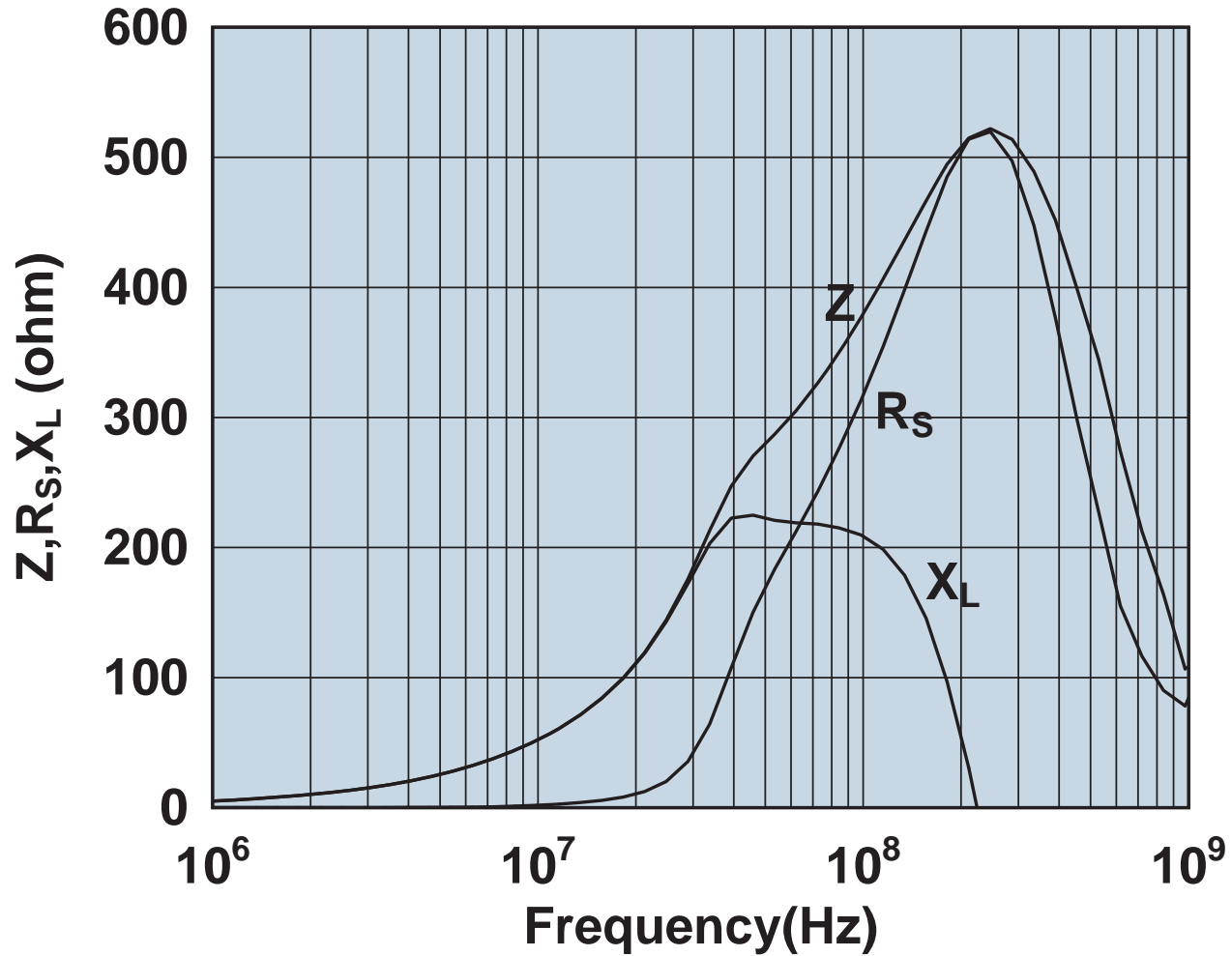
Impedance, reactance, and resistance vs. frequency.

0461167281



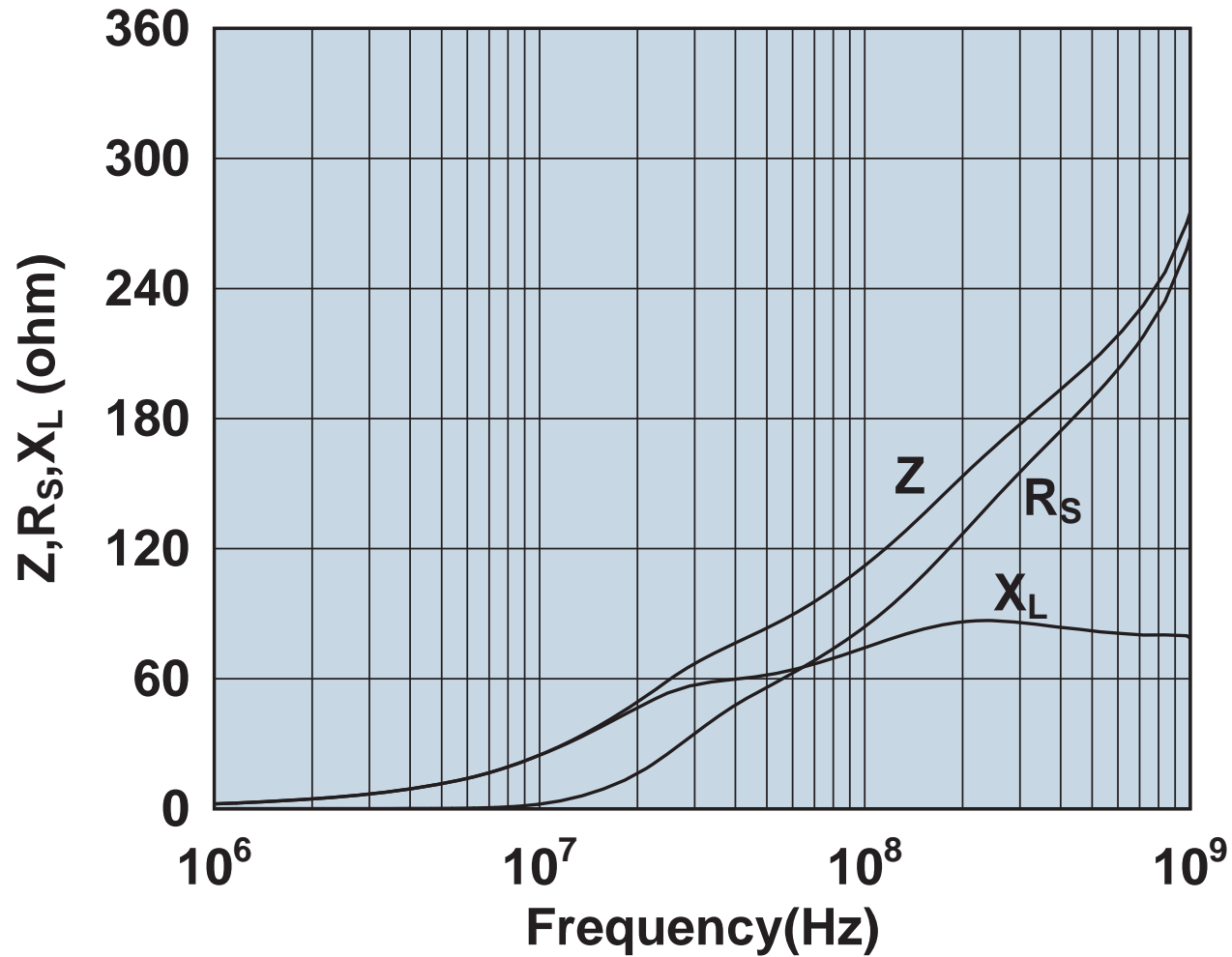
Impedance, reactance, and resistance vs. frequency.

0461176451



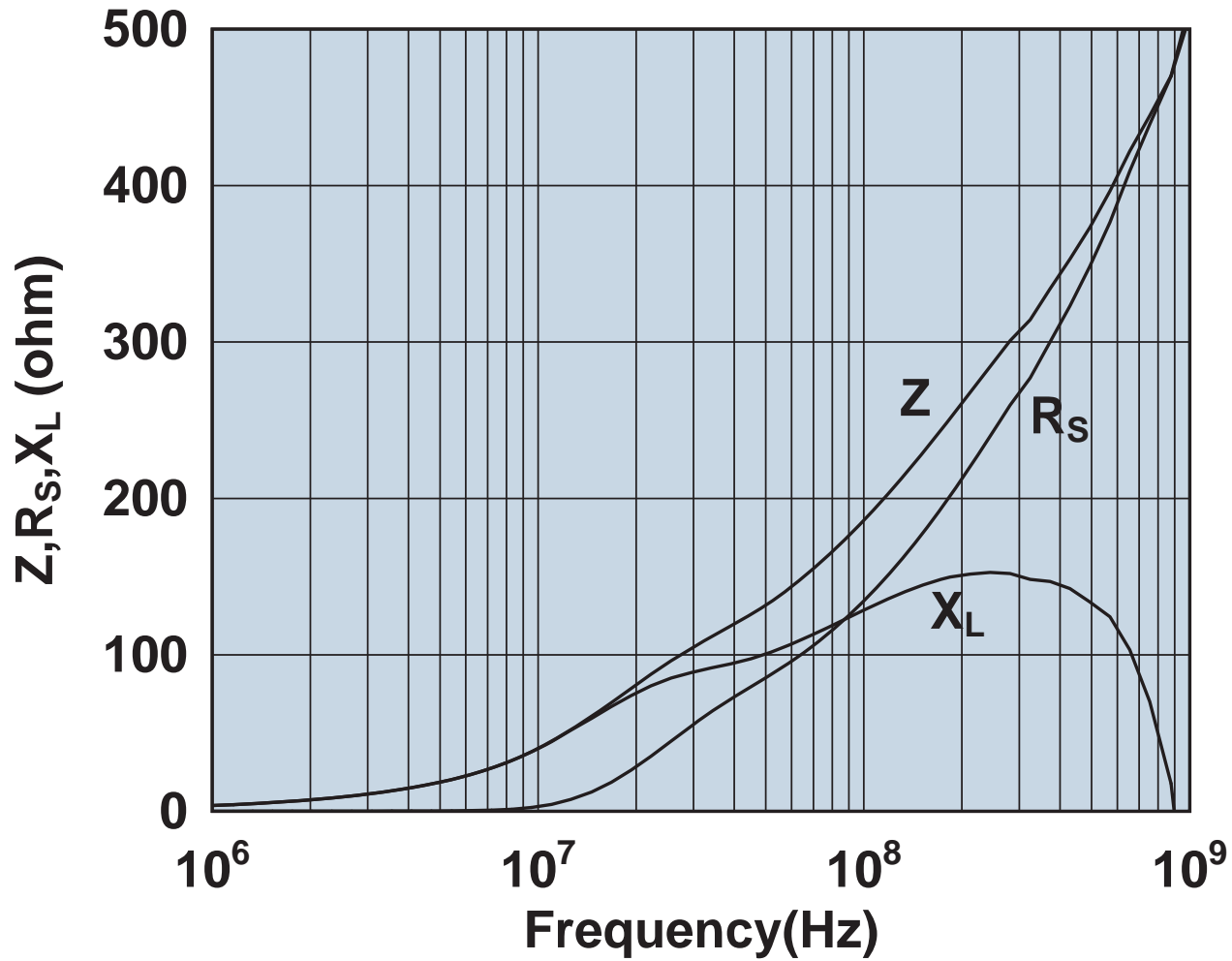
Impedance, reactance, and resistance vs. frequency.

0461178181



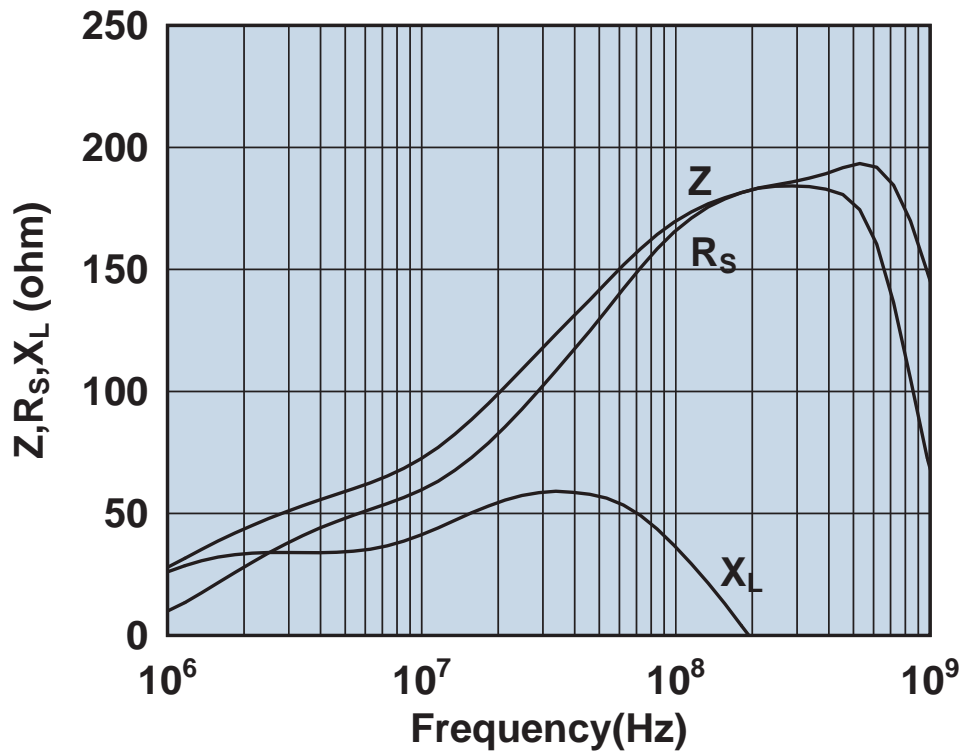
Impedance, reactance, and resistance vs. frequency.

0461178281

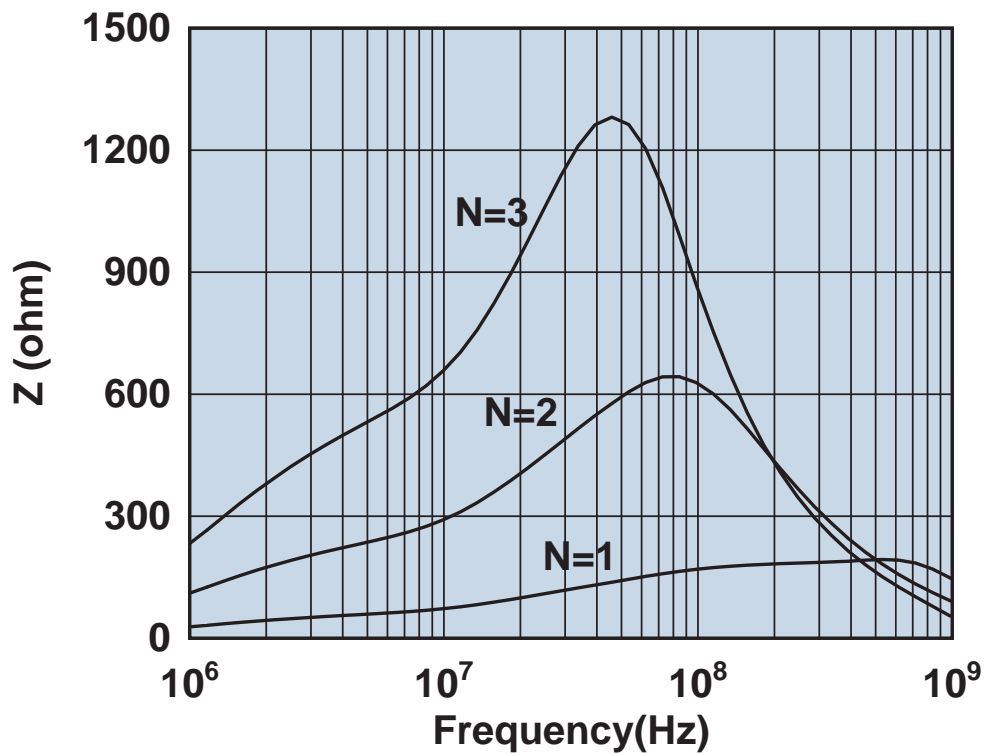


Impedance, reactance, and resistance vs. frequency.

2631023002

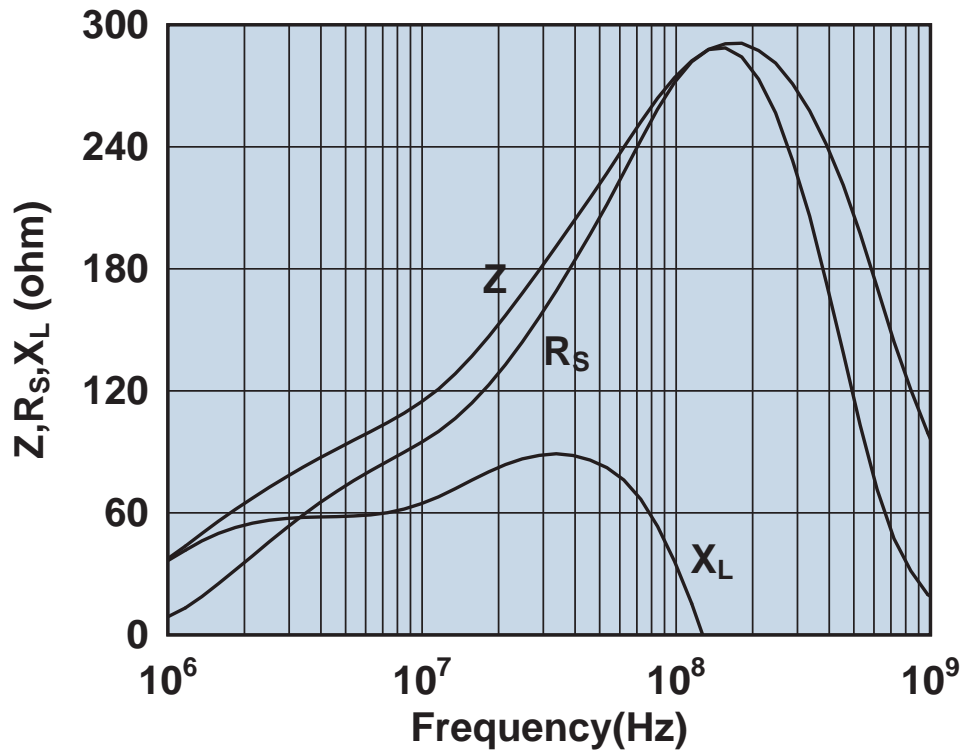


Impedance, reactance, and resistance vs. frequency.

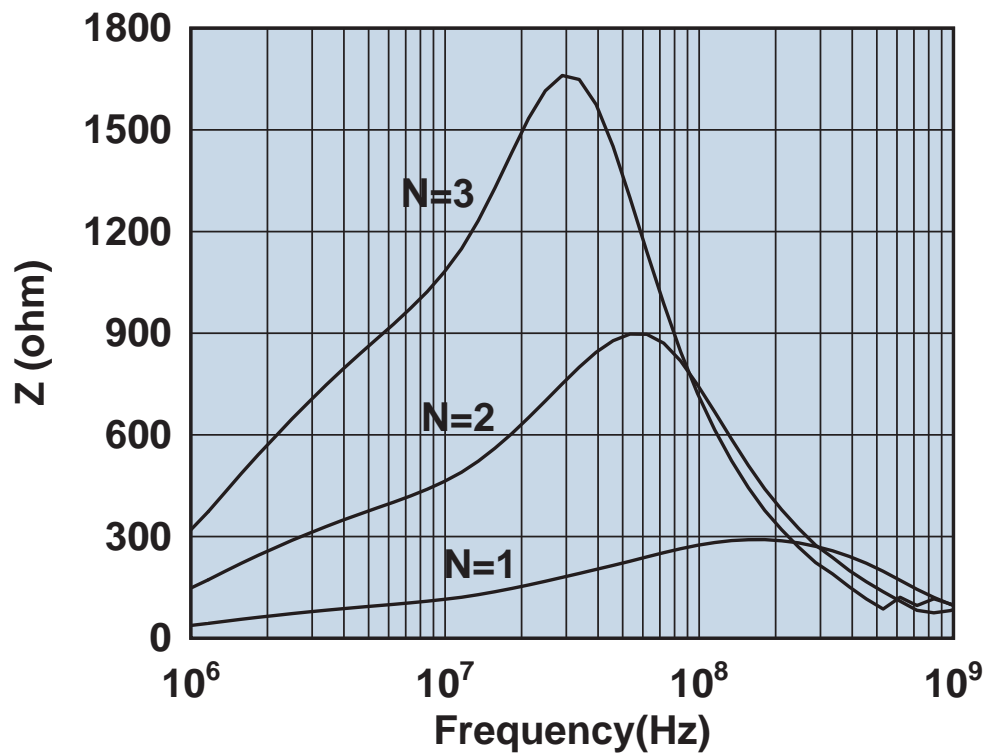


Impedance vs. frequency with one, two, and three turns.

2631101902

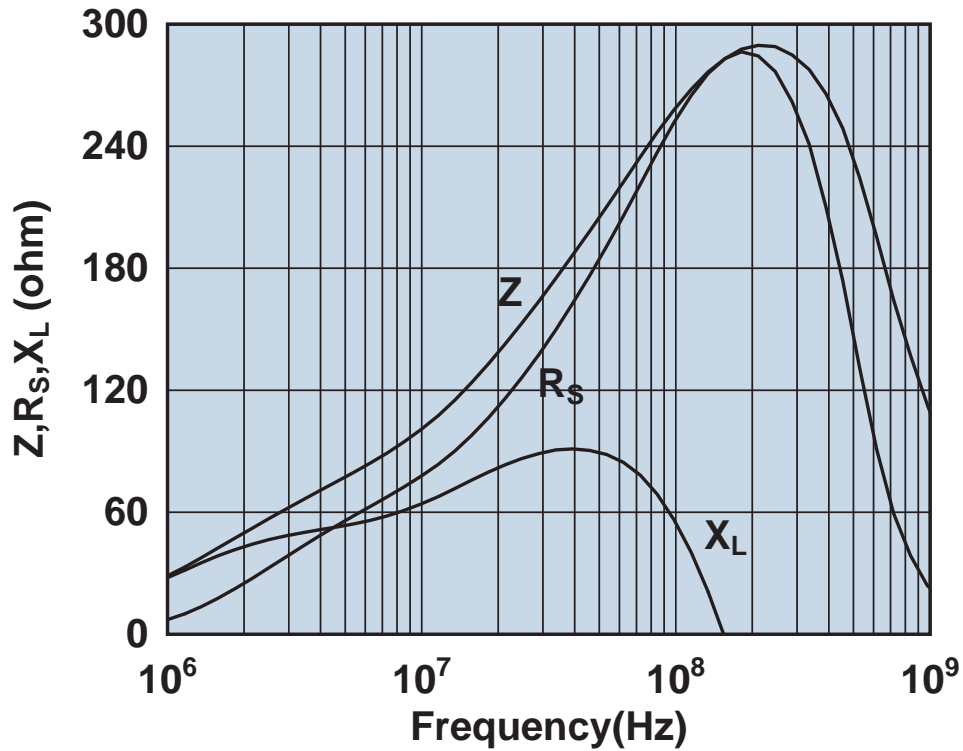


Impedance, reactance, and resistance vs. frequency.

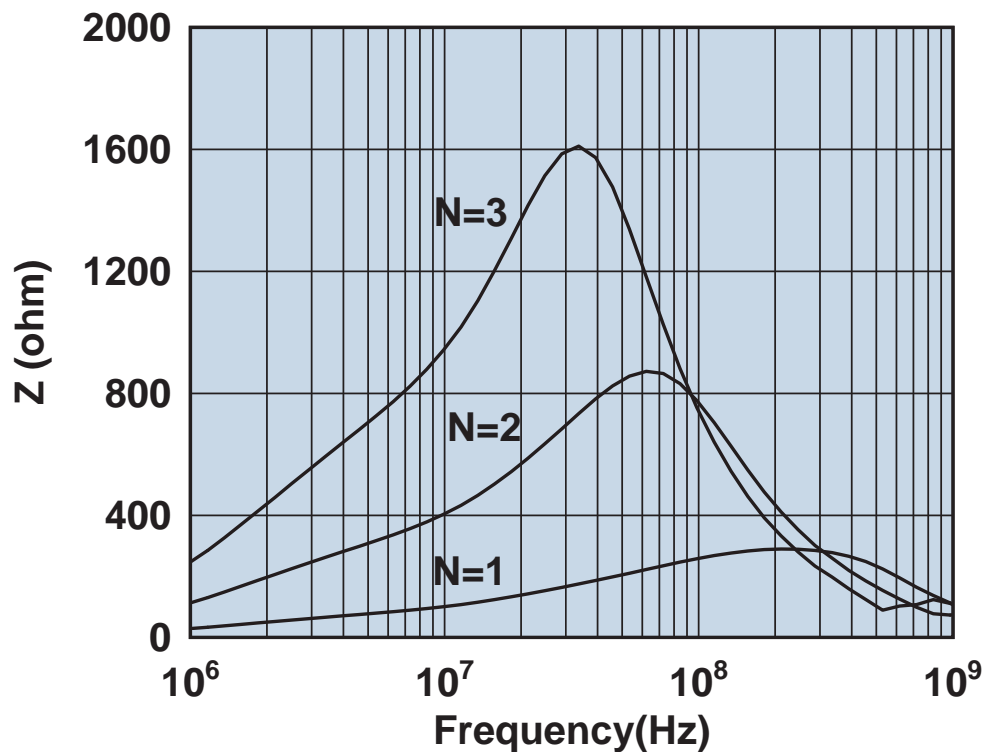


Impedance vs. frequency with one, two, and three turns.

2631102002

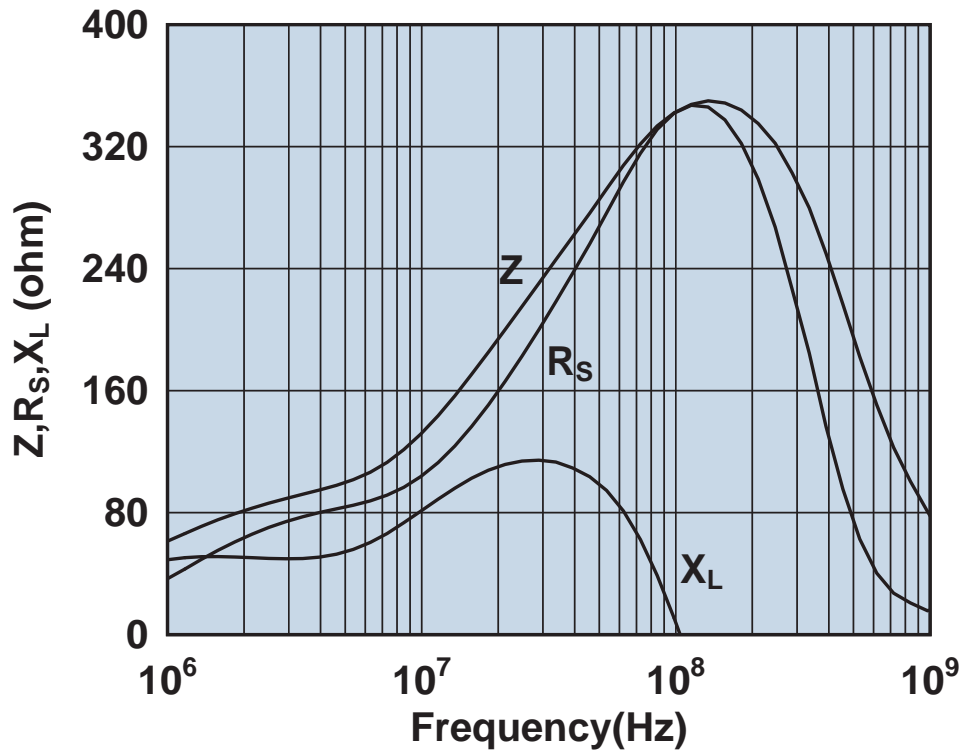


Impedance, reactance, and resistance vs. frequency.

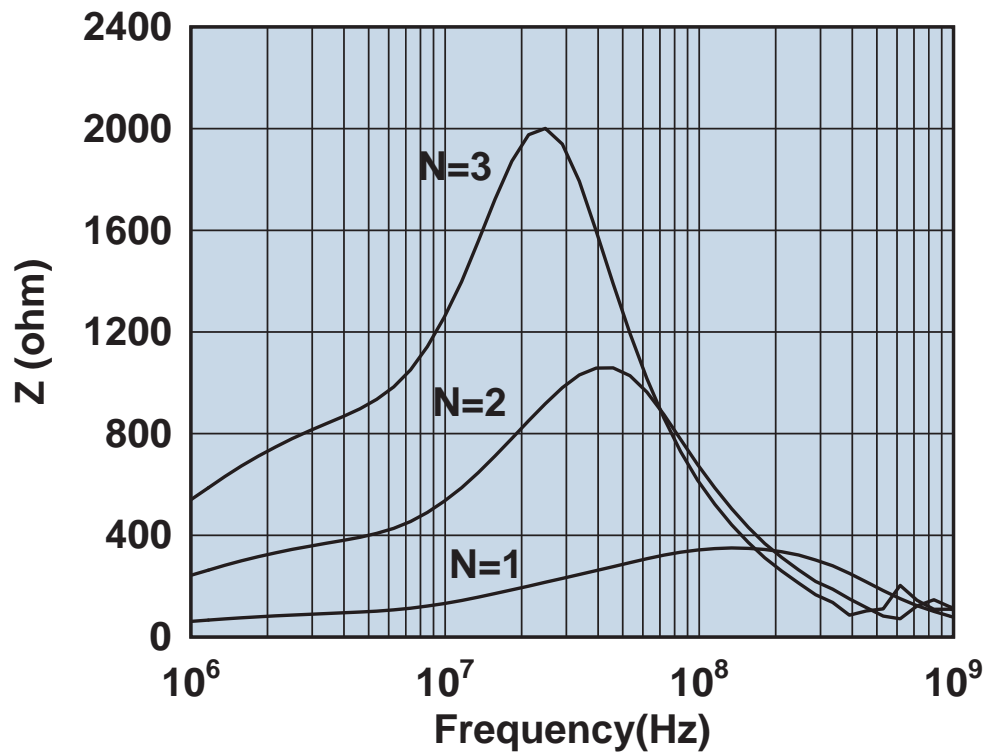


Impedance vs. frequency with one, two, and three turns.

2631103002

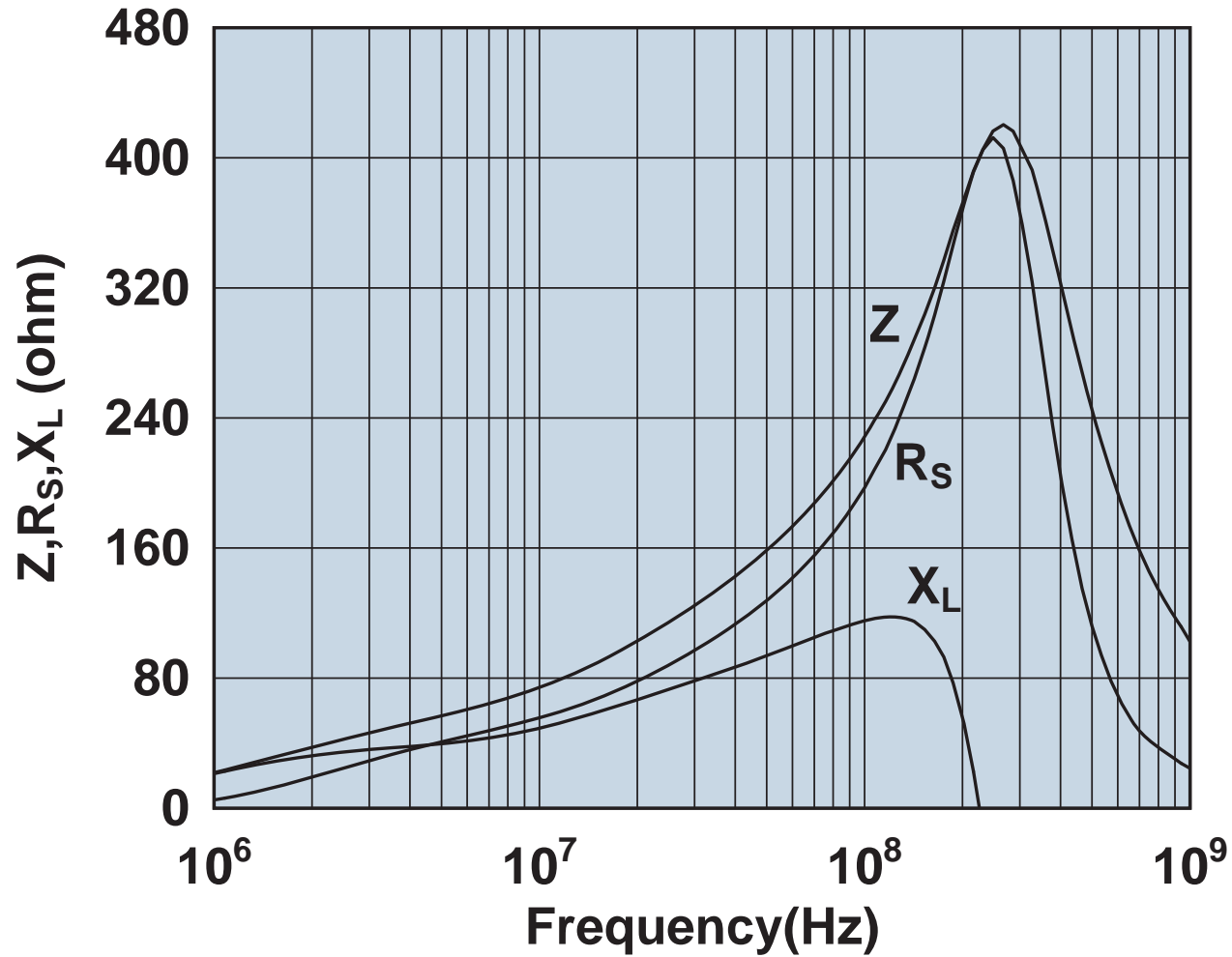


Impedance, reactance, and resistance vs. frequency.



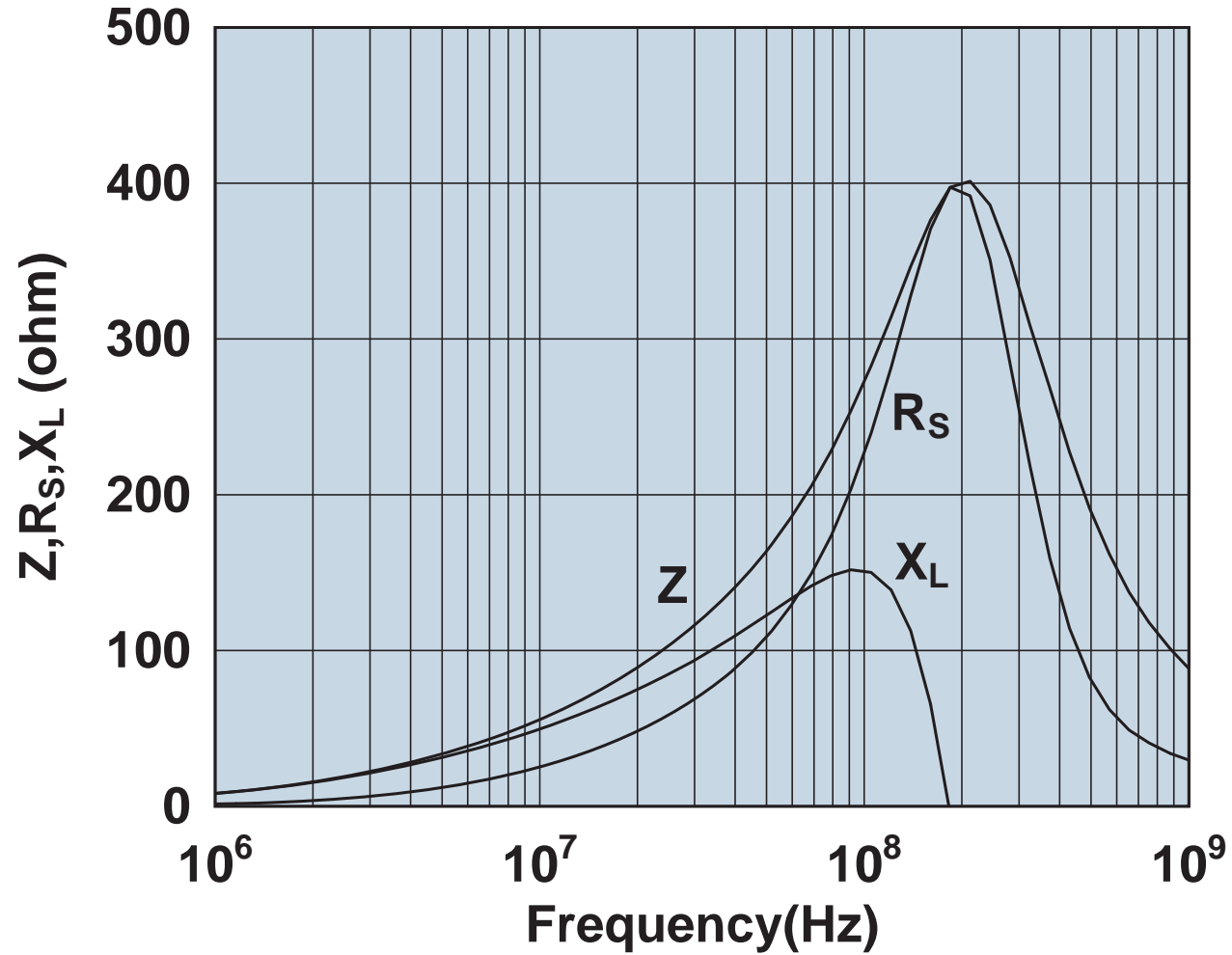
Impedance vs. frequency with one, two, and three turns.

2631163851



Impedance, reactance, and resistance vs. frequency.

2631163951



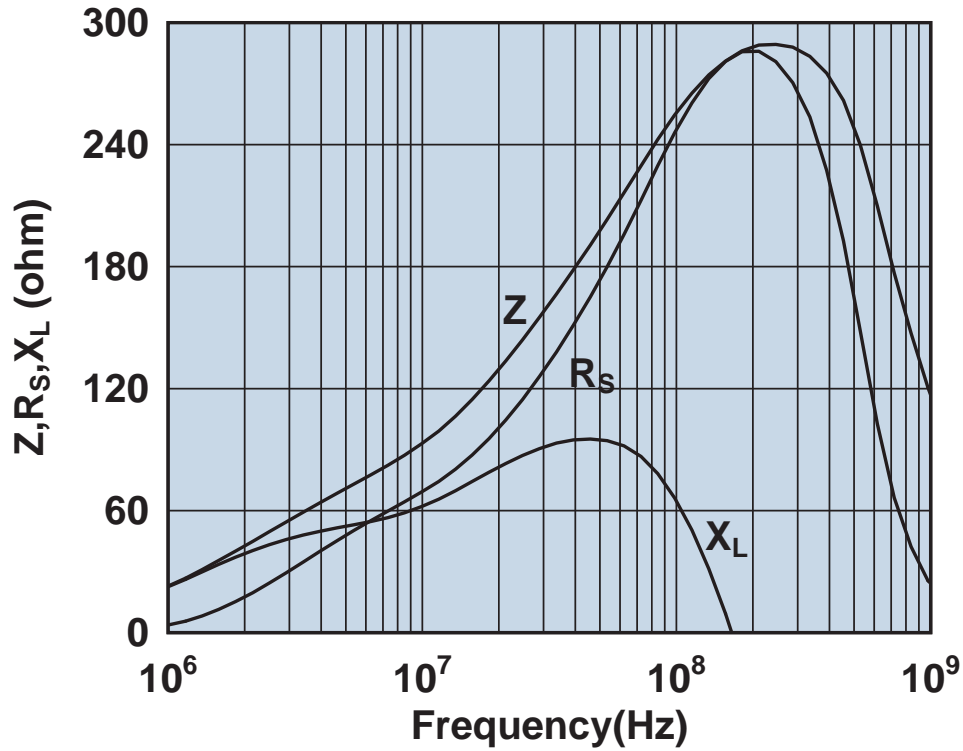
Impedance, reactance, and resistance vs. frequency.

2631164051

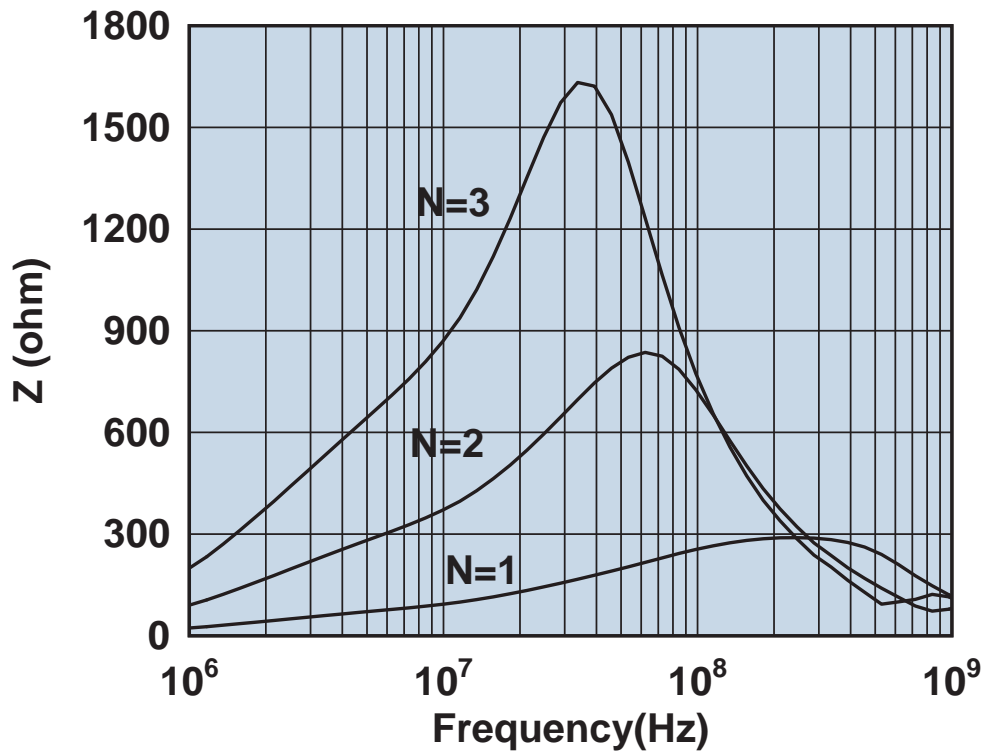


Impedance, reactance, and resistance vs. frequency.

2631164181

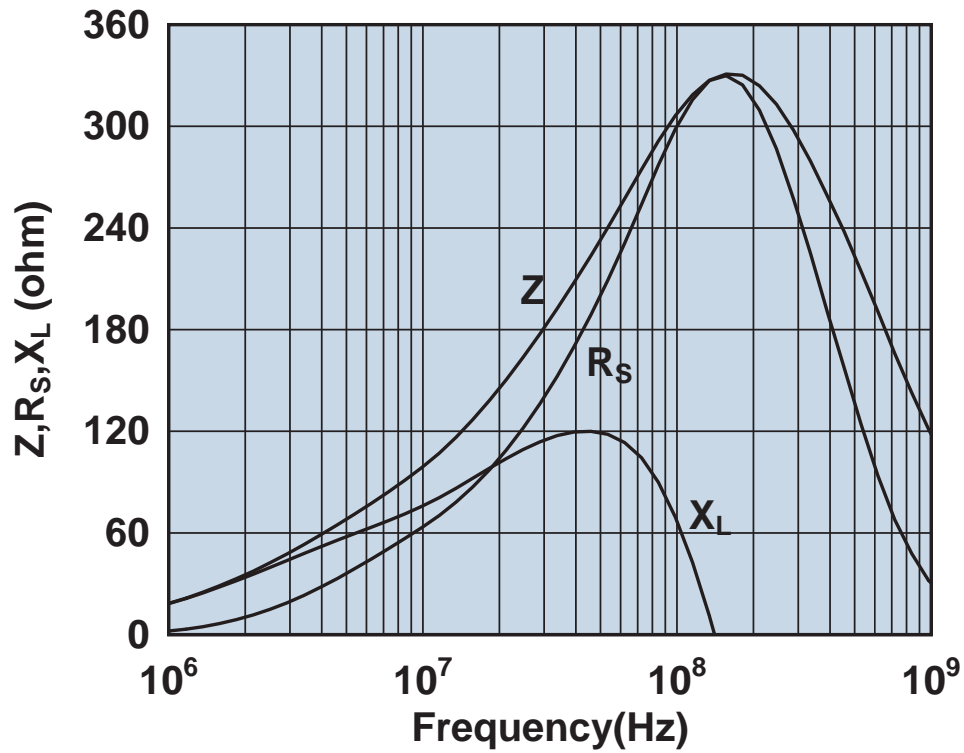


Impedance, reactance, and resistance vs. frequency.

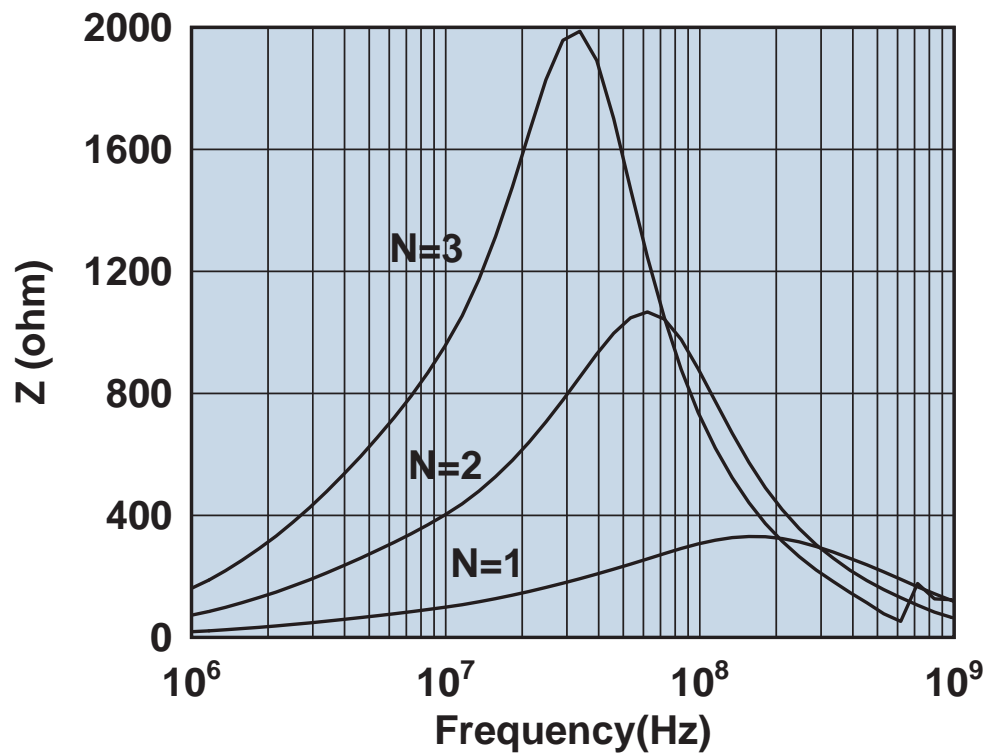


Impedance vs. frequency with one, two, and three turns.

2631164281

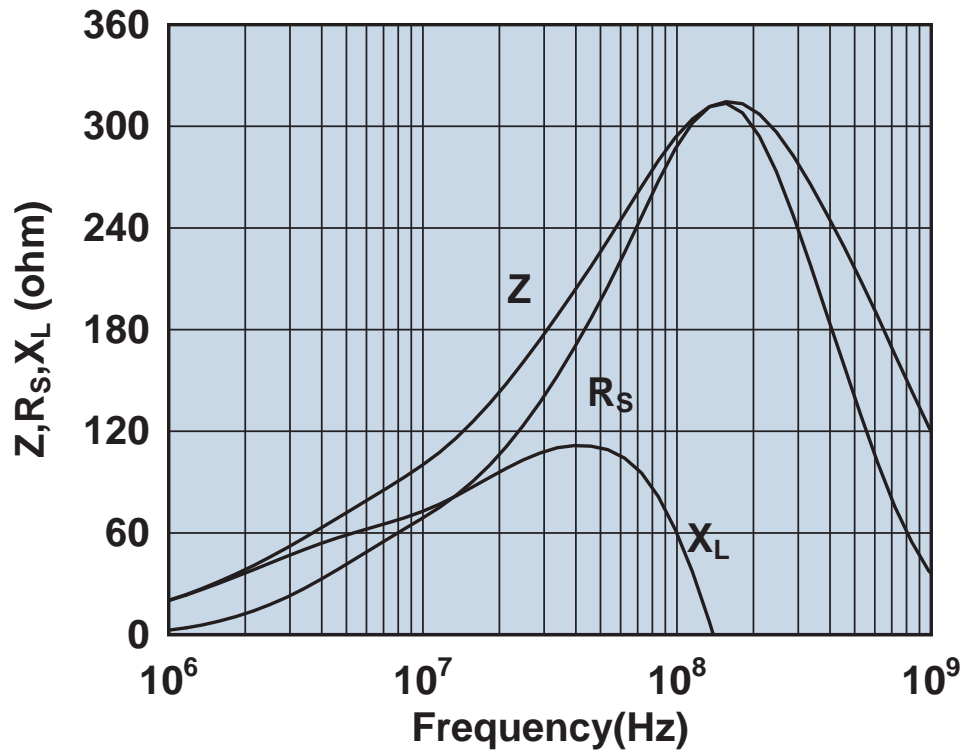


Impedance, reactance, and resistance vs. frequency.

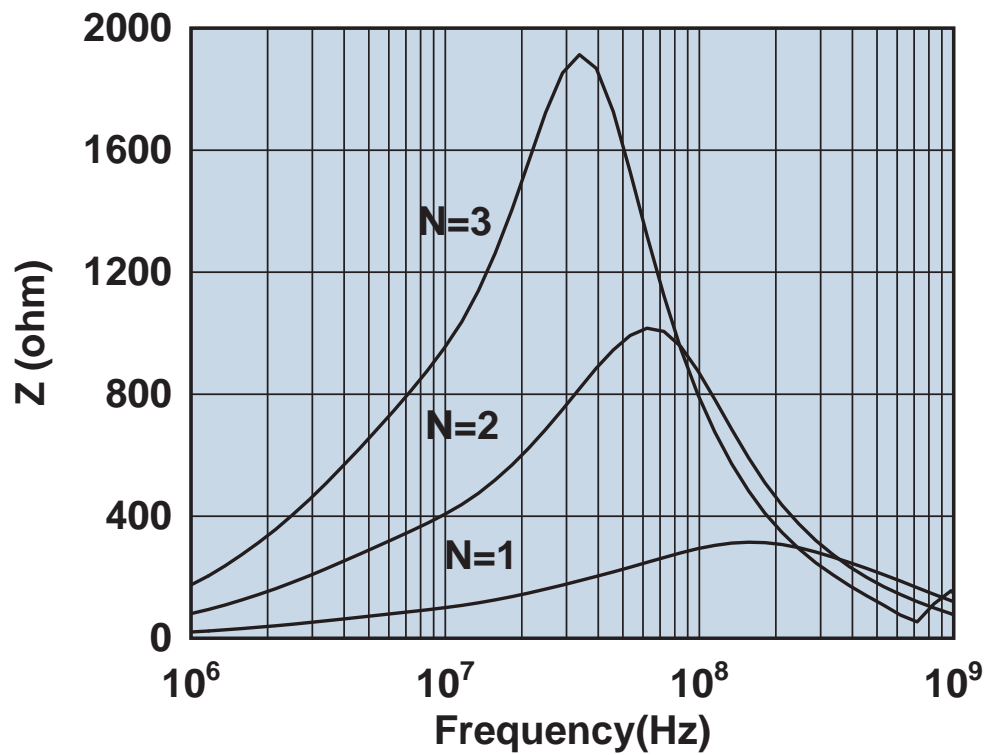


Impedance vs. frequency with one, two, and three turns.

2631164951

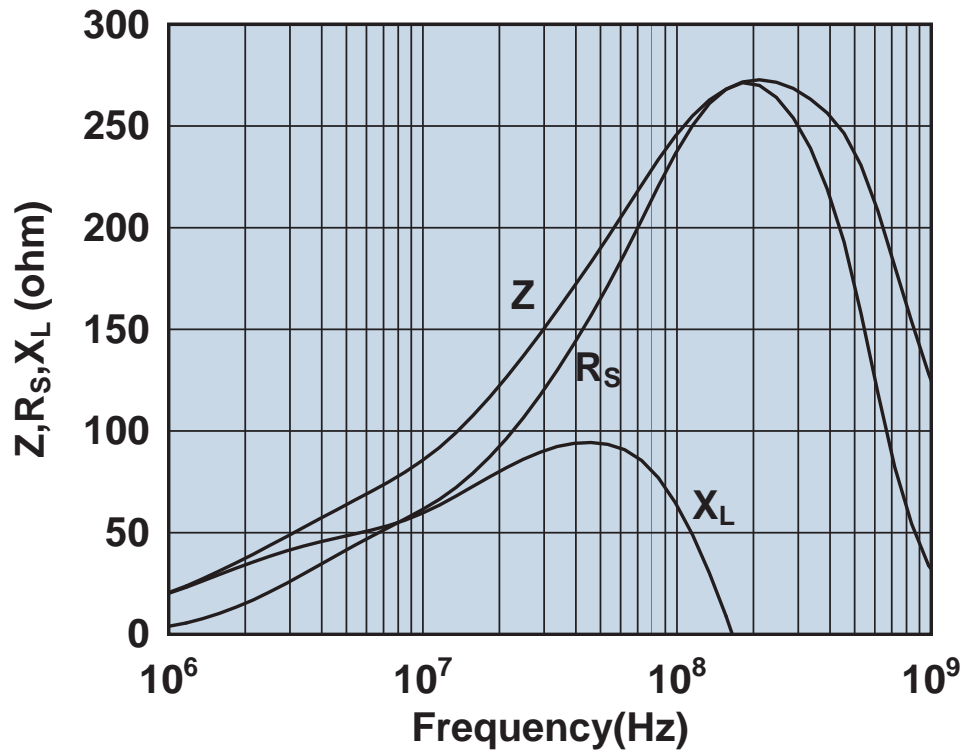


Impedance, reactance, and resistance vs. frequency.

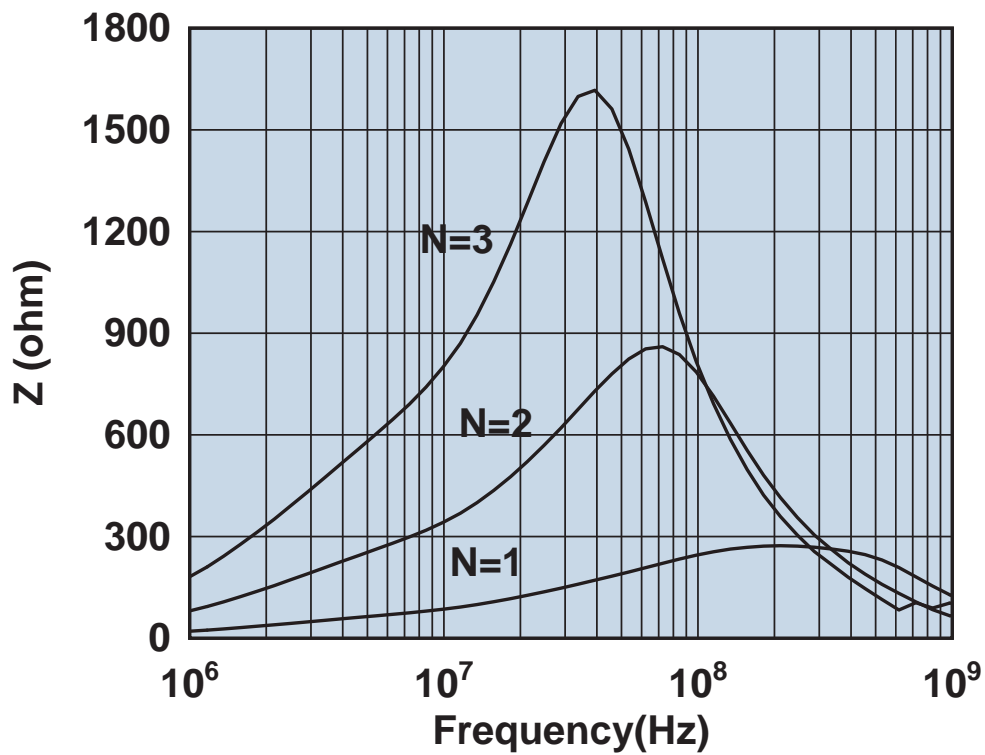


Impedance vs. frequency with one, two, and three turns.

2631167281

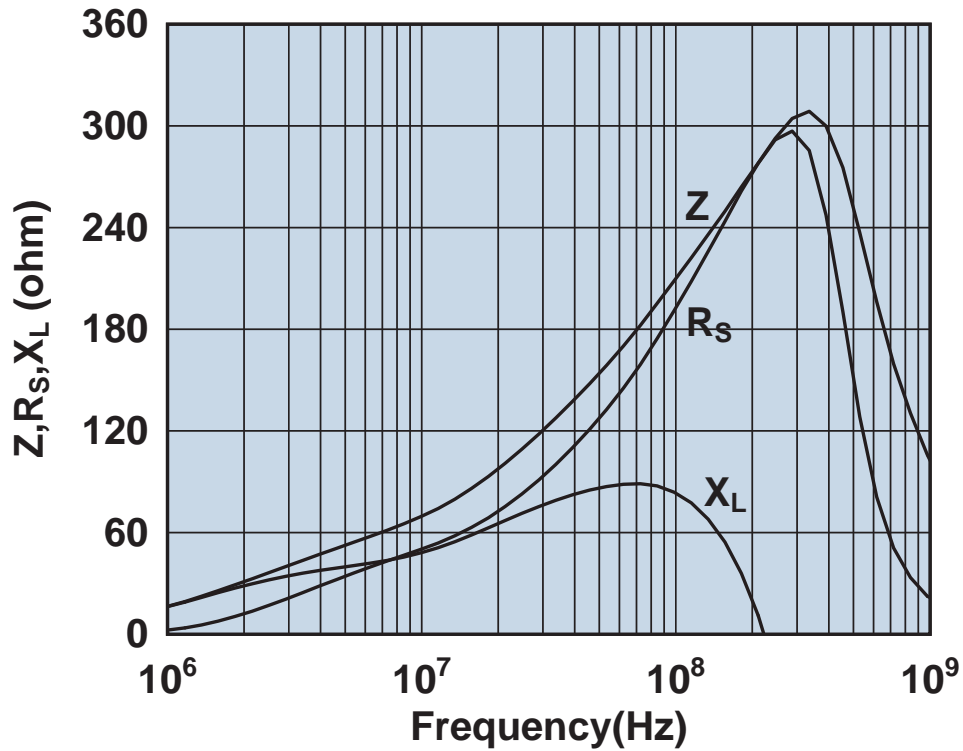


Impedance, reactance, and resistance vs. frequency.

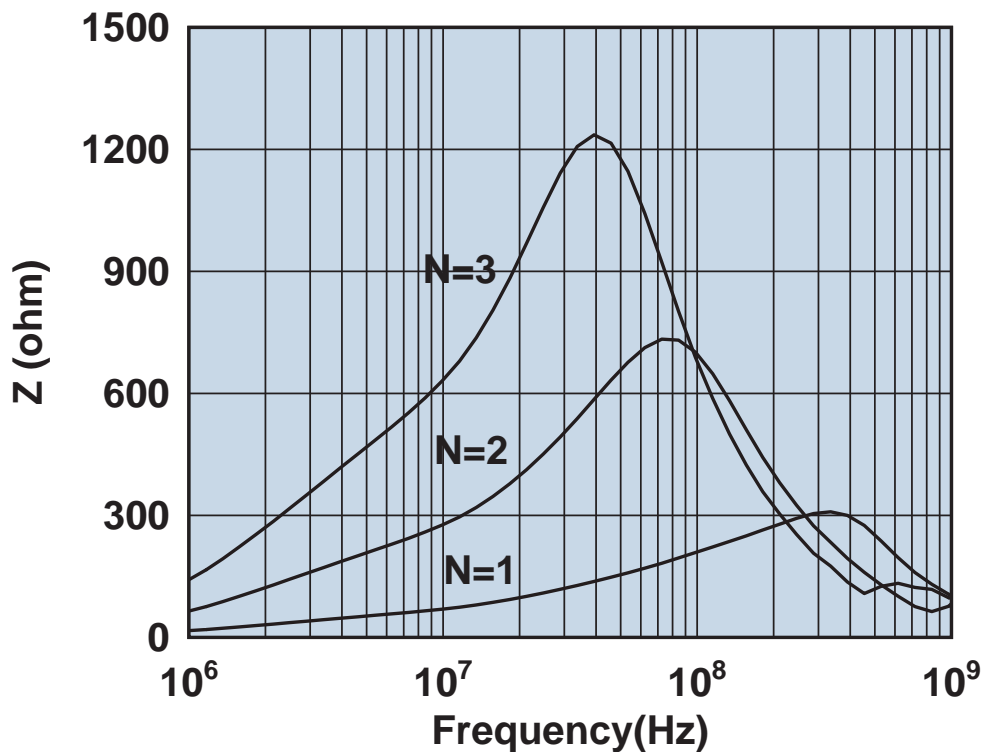


Impedance vs. frequency with one, two, and three turns.

2631173551

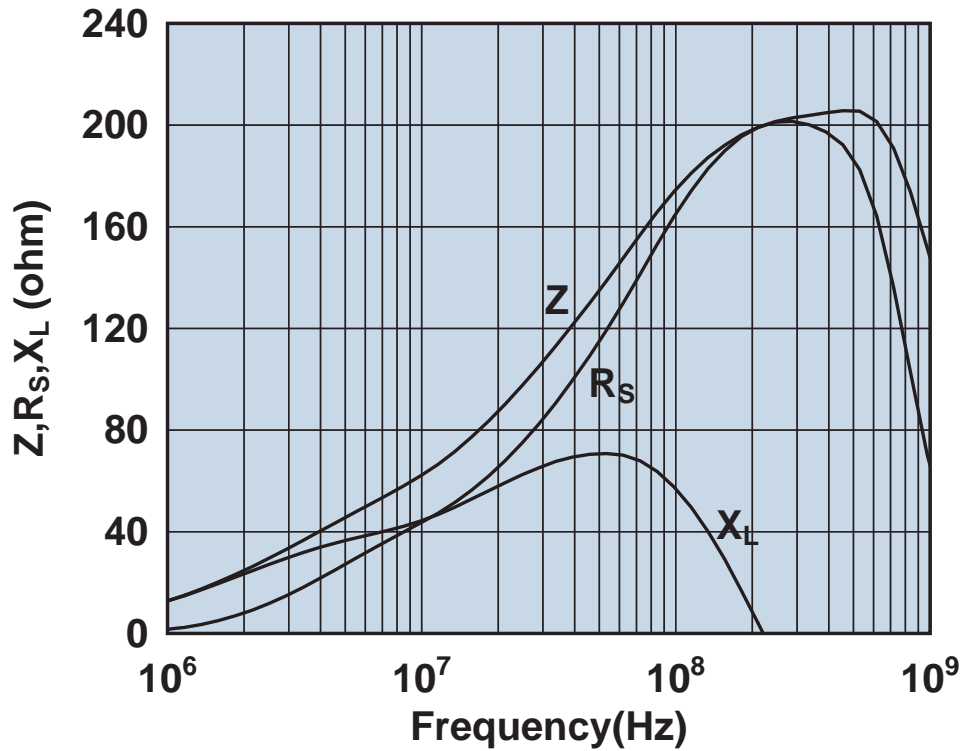


Impedance, reactance, and resistance vs. frequency.

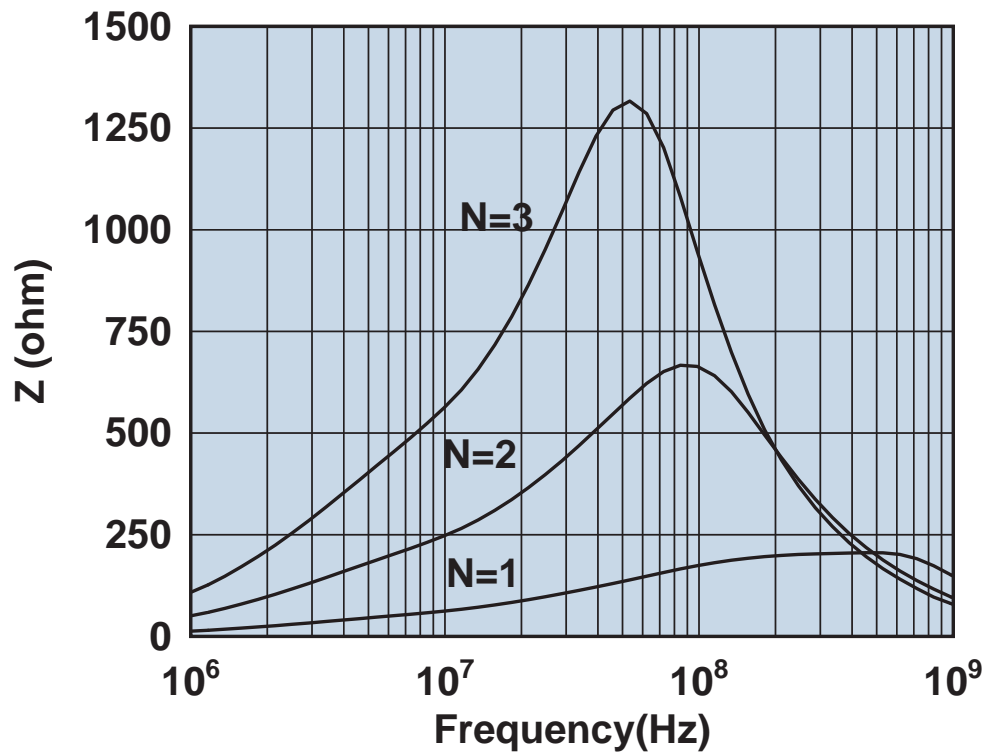


Impedance vs. frequency with one, two, and three turns.

2631173951

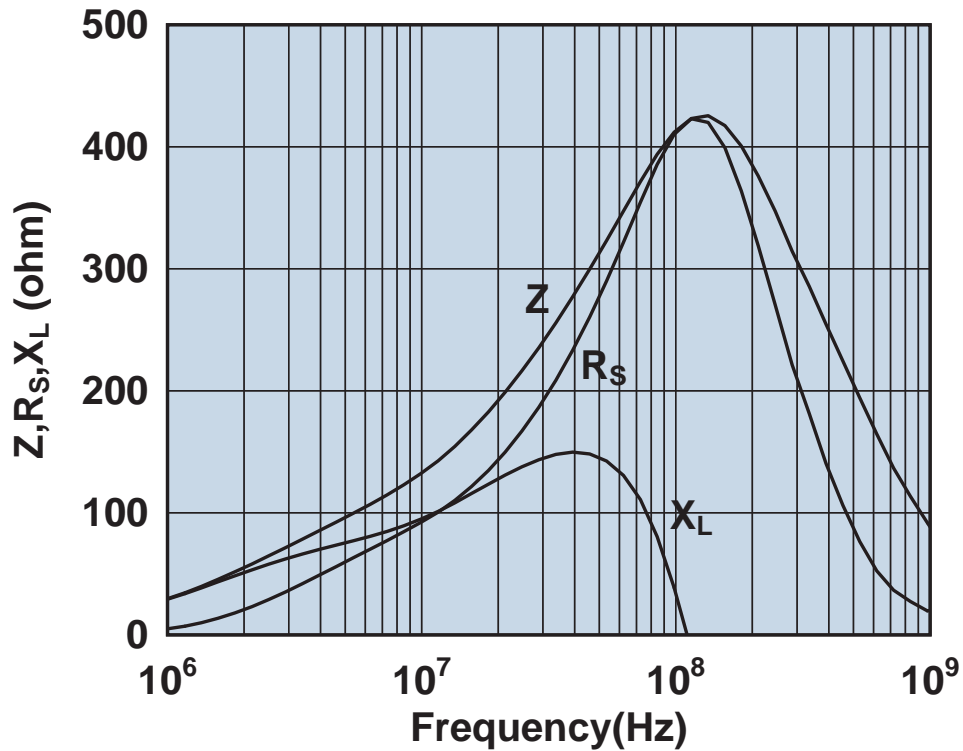


Impedance, reactance, and resistance vs. frequency.

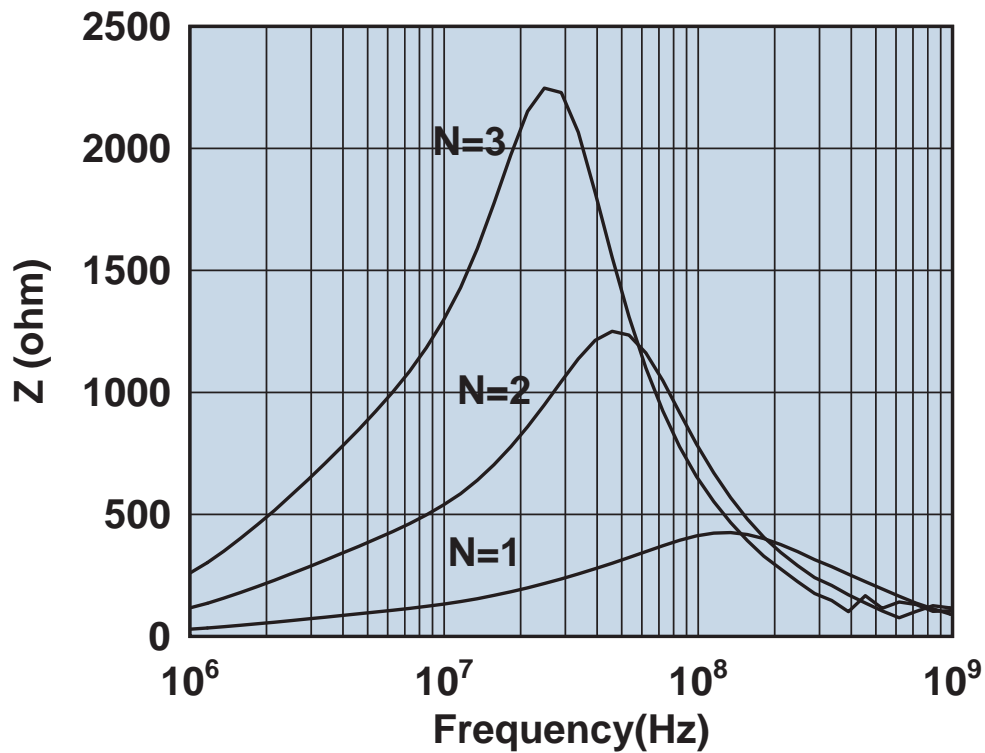


Impedance vs. frequency with one, two, and three turns.

2631176451

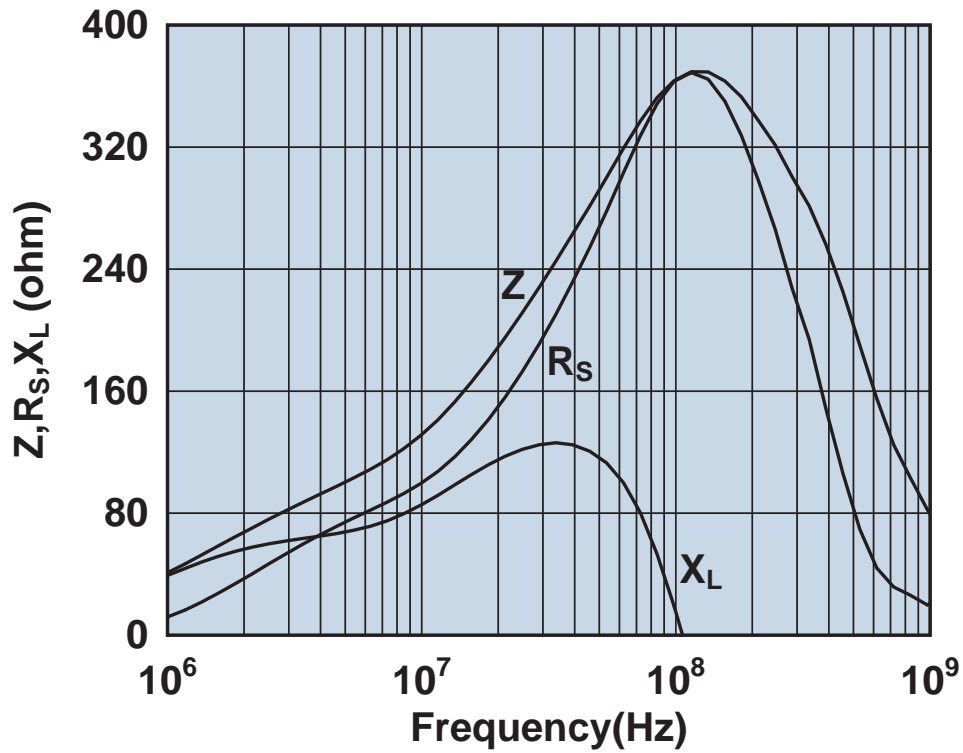


Impedance, reactance, and resistance vs. frequency.

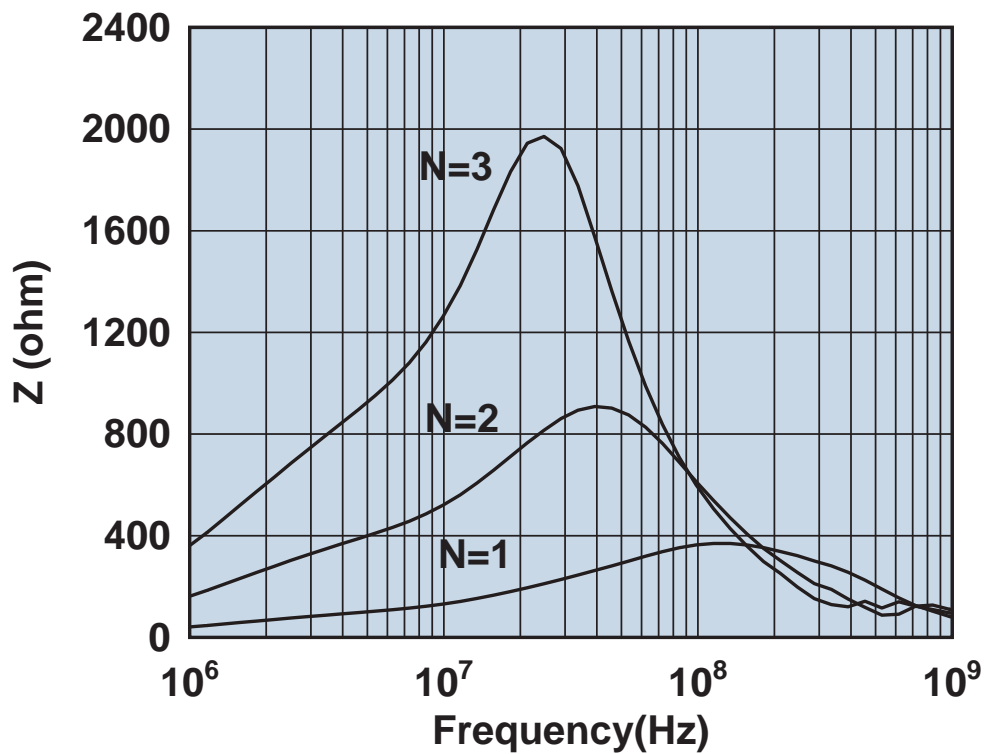


Impedance vs. frequency with one, two, and three turns.

2631177081

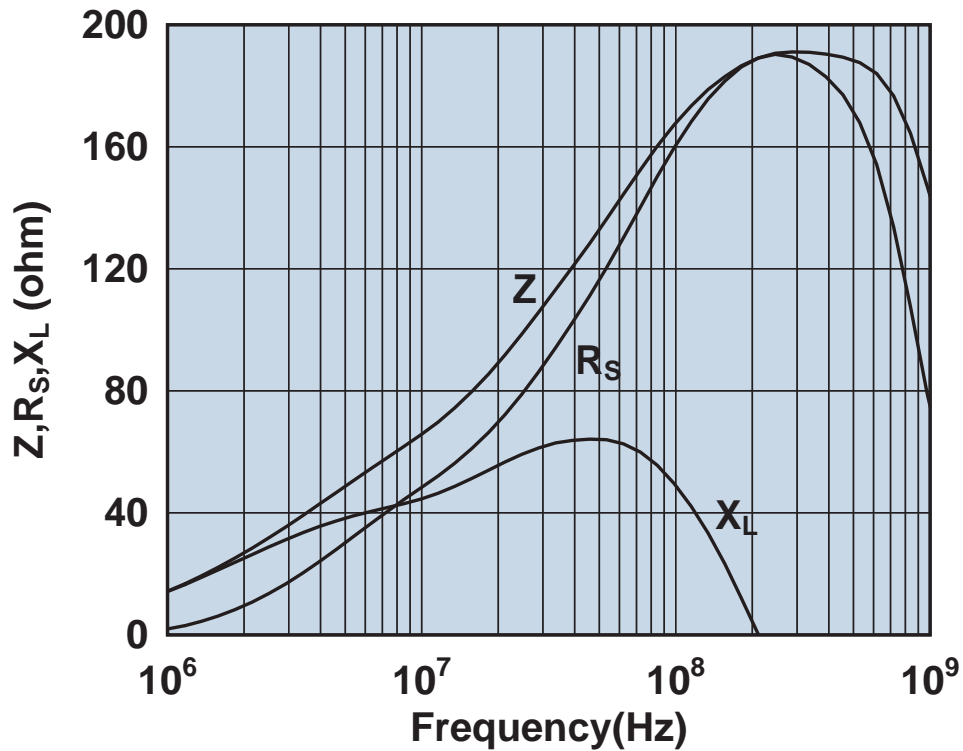


Impedance, reactance, and resistance vs. frequency.

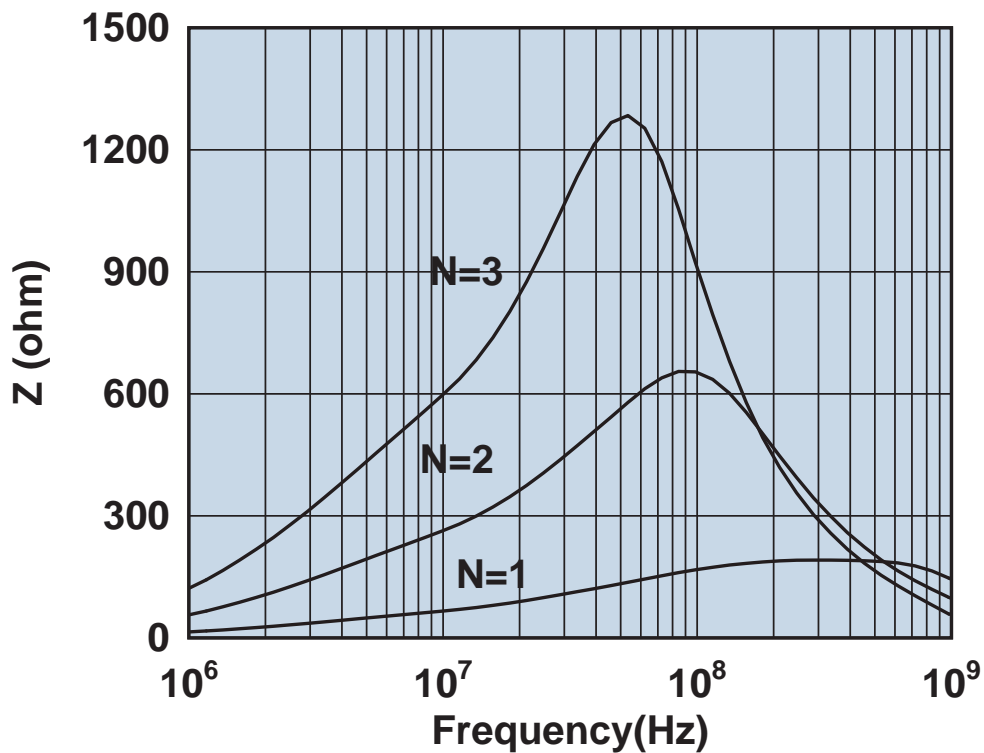


Impedance vs. frequency with one, two, and three turns.

2631178181

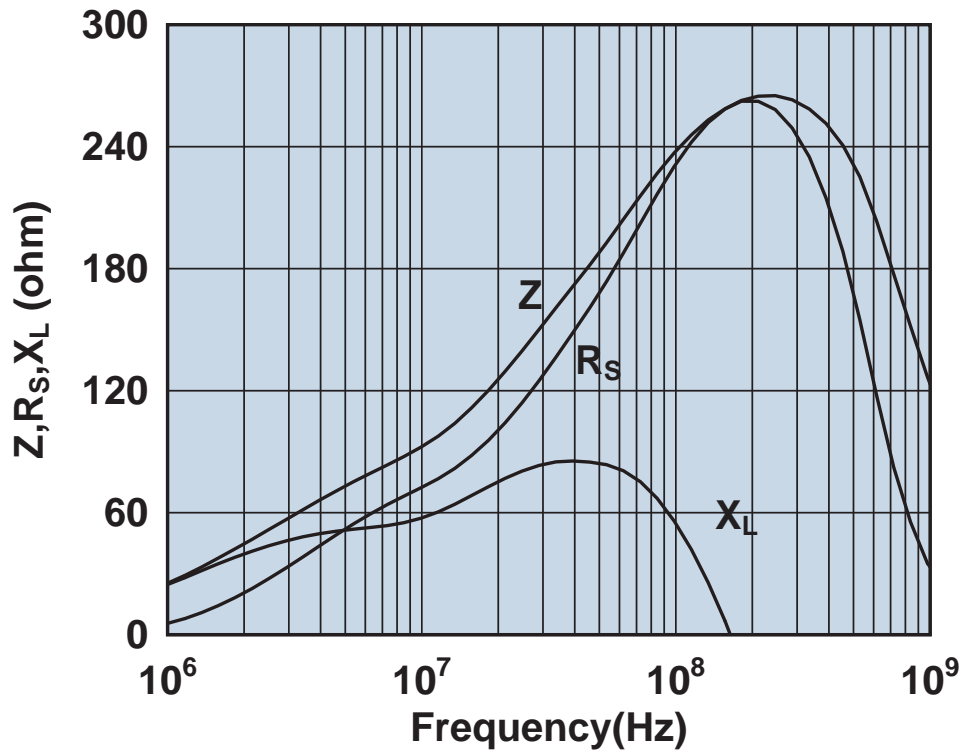


Impedance, reactance, and resistance vs. frequency.

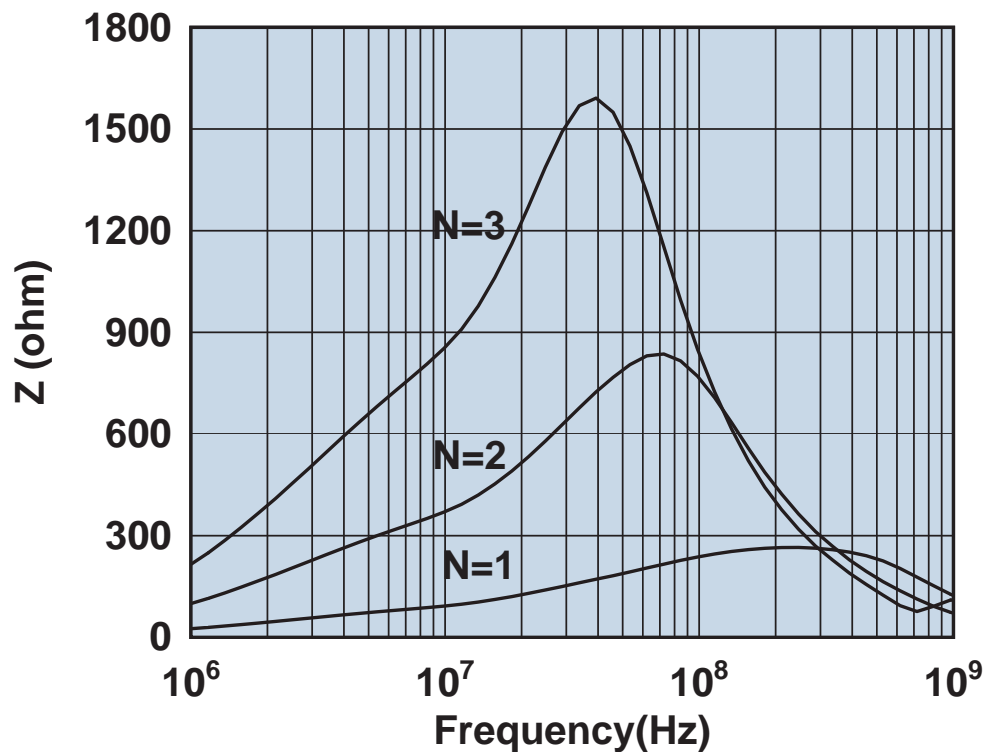


Impedance vs. frequency with one, two, and three turns.

2631178281

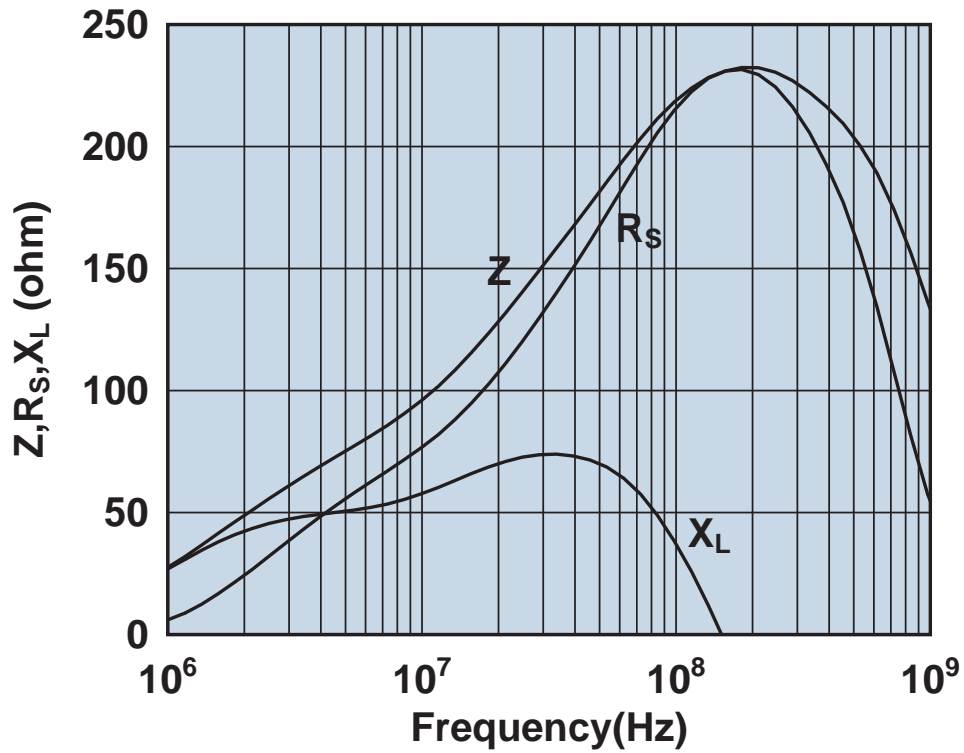


Impedance, reactance, and resistance vs. frequency.

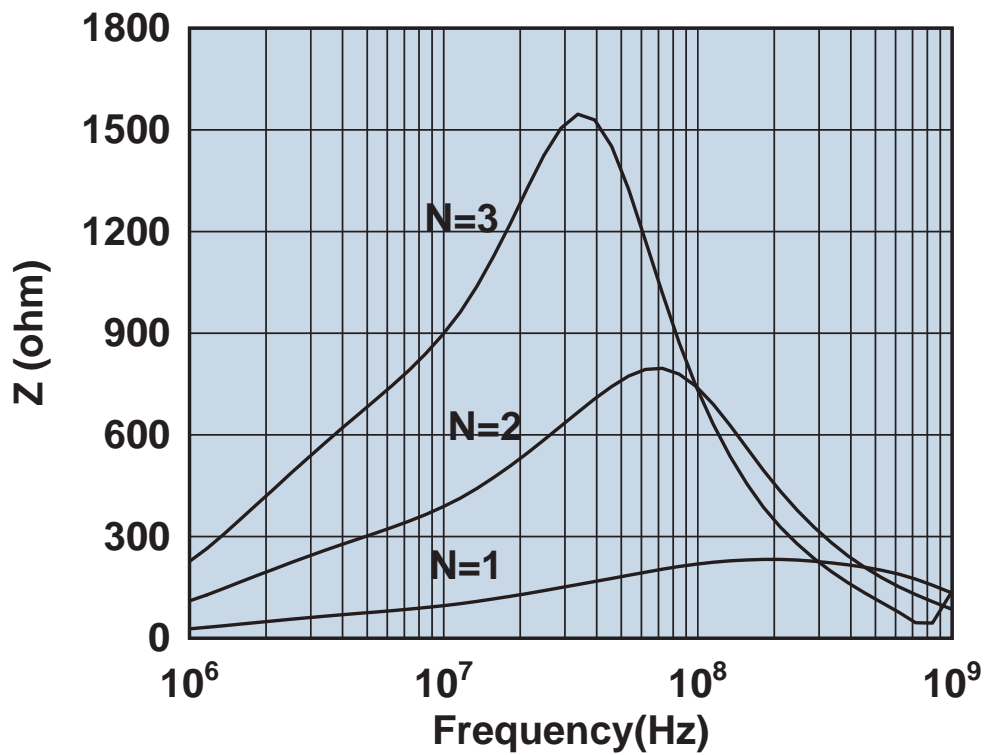


Impedance vs. frequency with one, two, and three turns.

2631250202

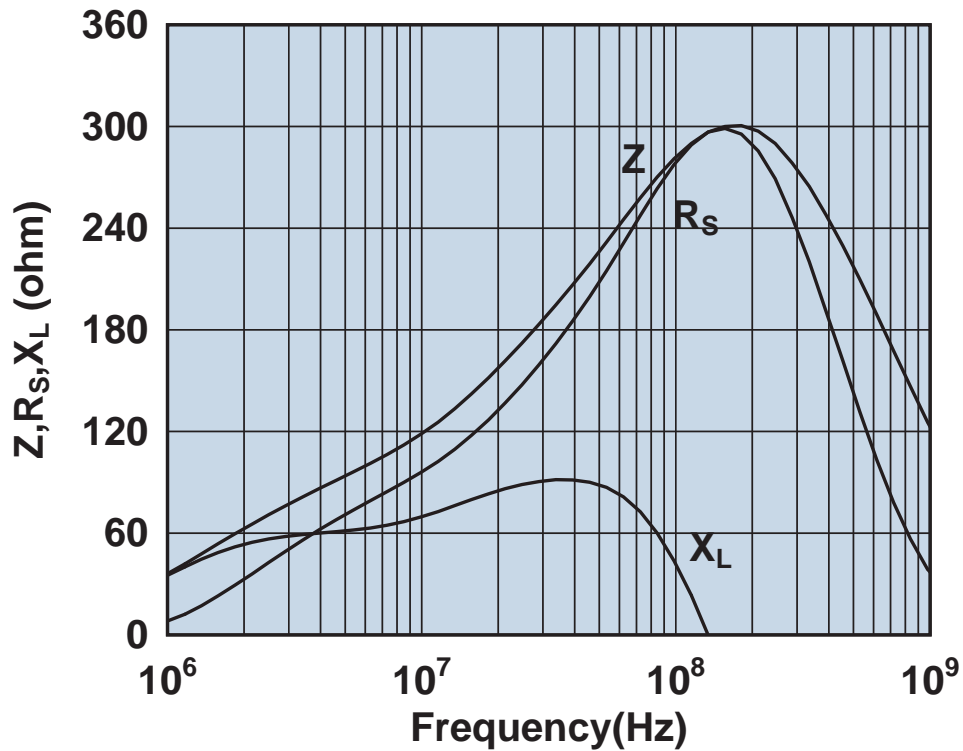


Impedance, reactance, and resistance vs. frequency.

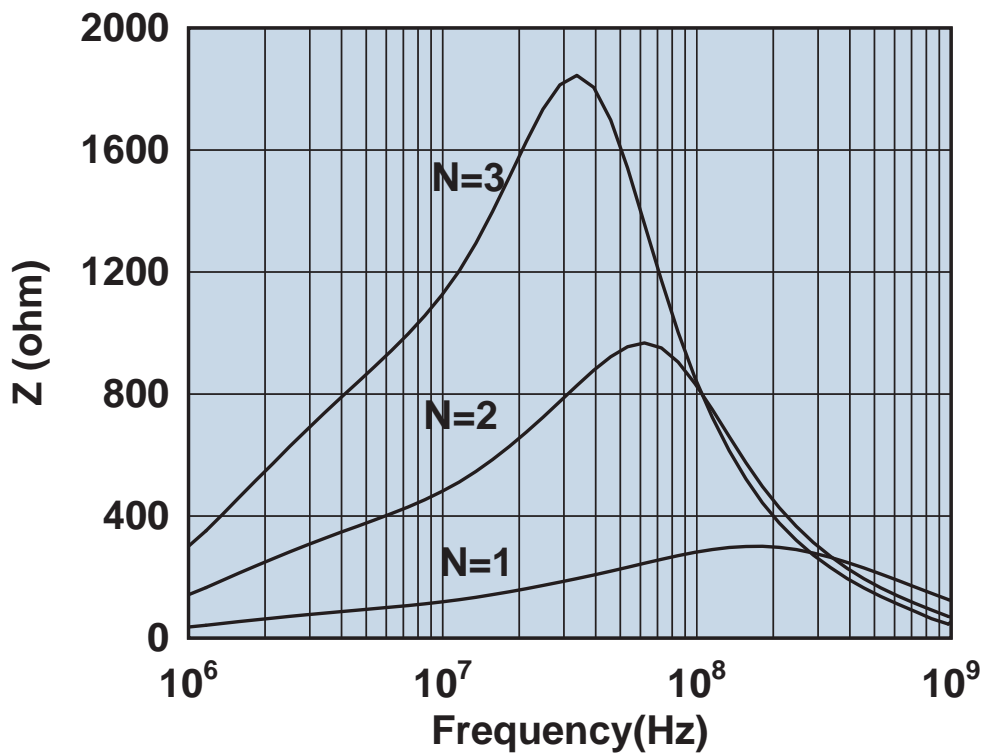


Impedance vs. frequency with one, two, and three turns.

2631480002

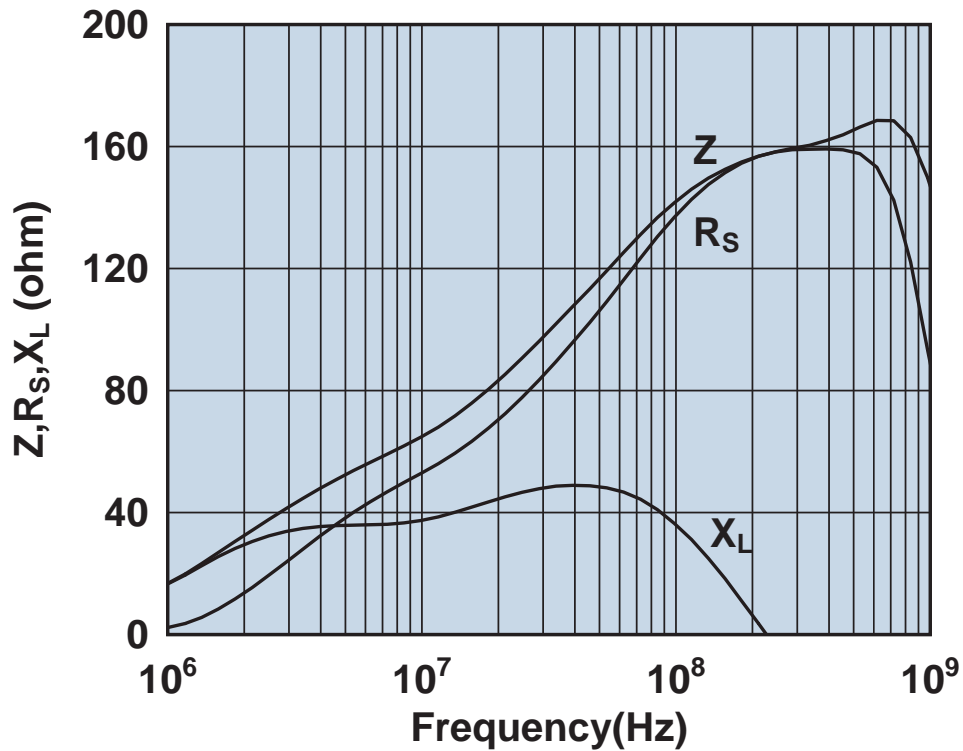


Impedance, reactance, and resistance vs. frequency.

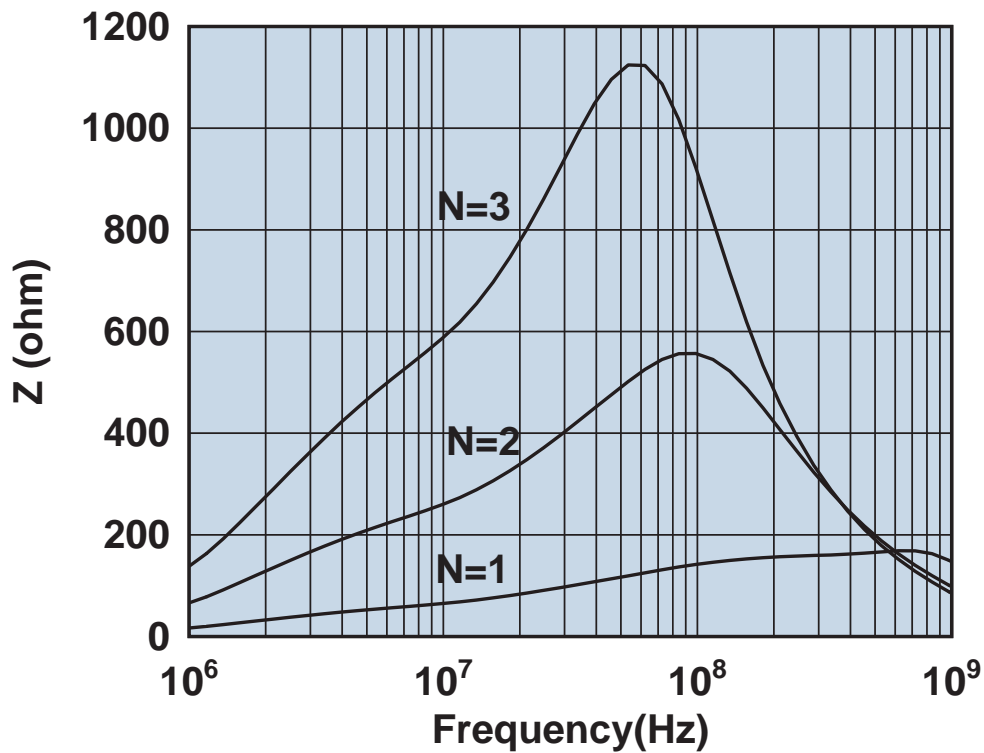


Impedance vs. frequency with one, two, and three turns.

2631480102

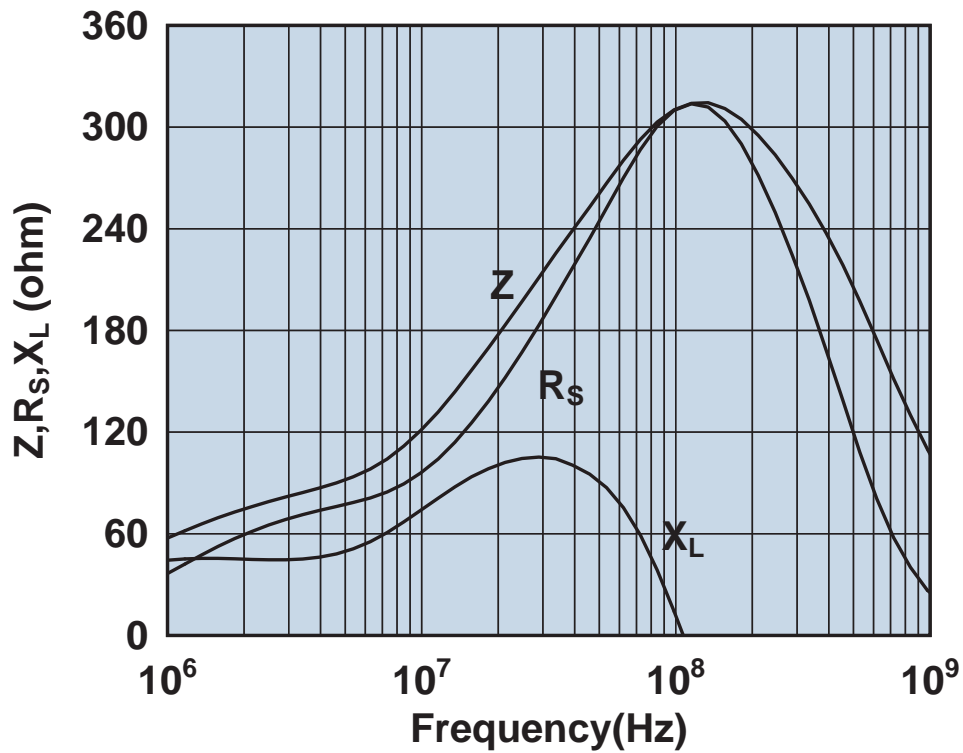


Impedance, reactance, and resistance vs. frequency.

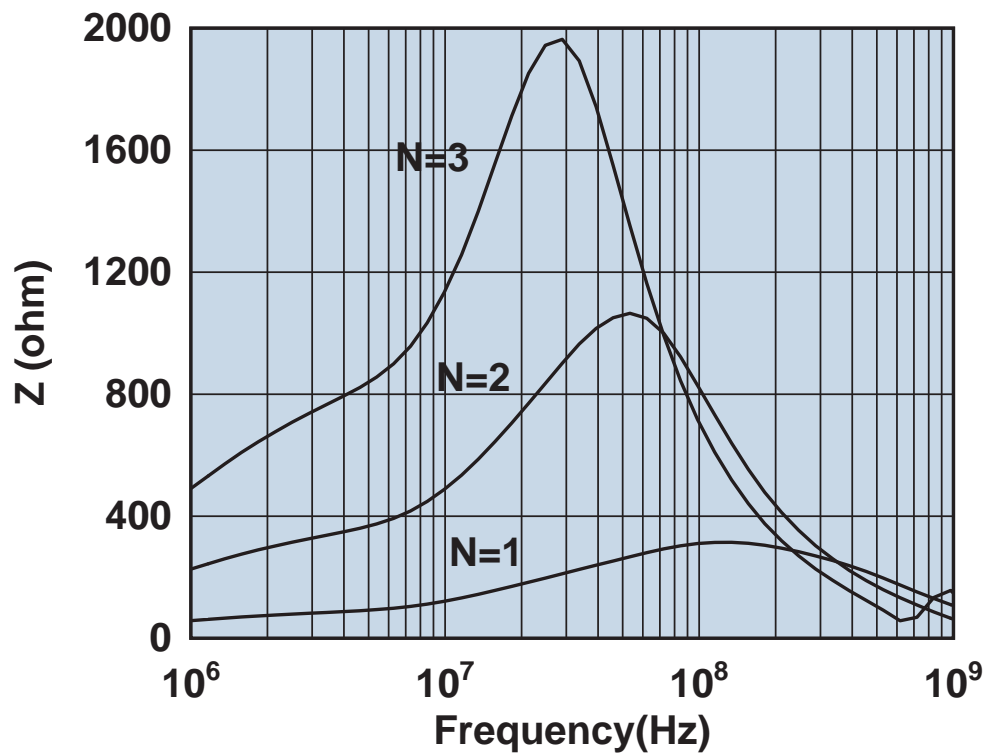


Impedance vs. frequency with one, two, and three turns.

2631540002

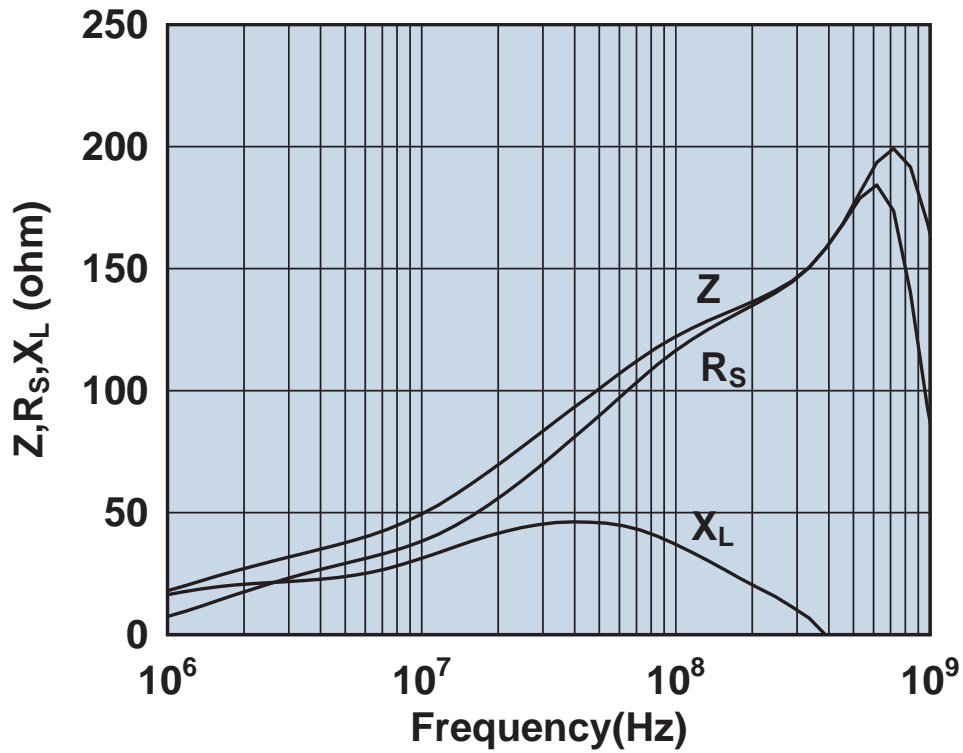


Impedance, reactance, and resistance vs. frequency.

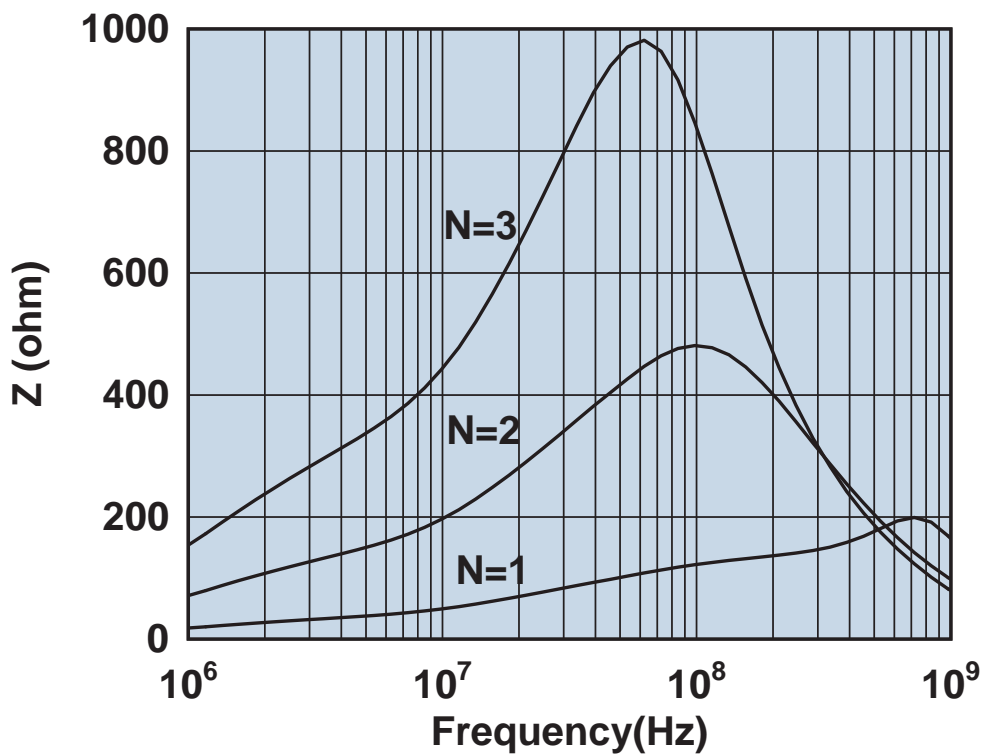


Impedance vs. frequency with one, two, and three turns.

2631540202

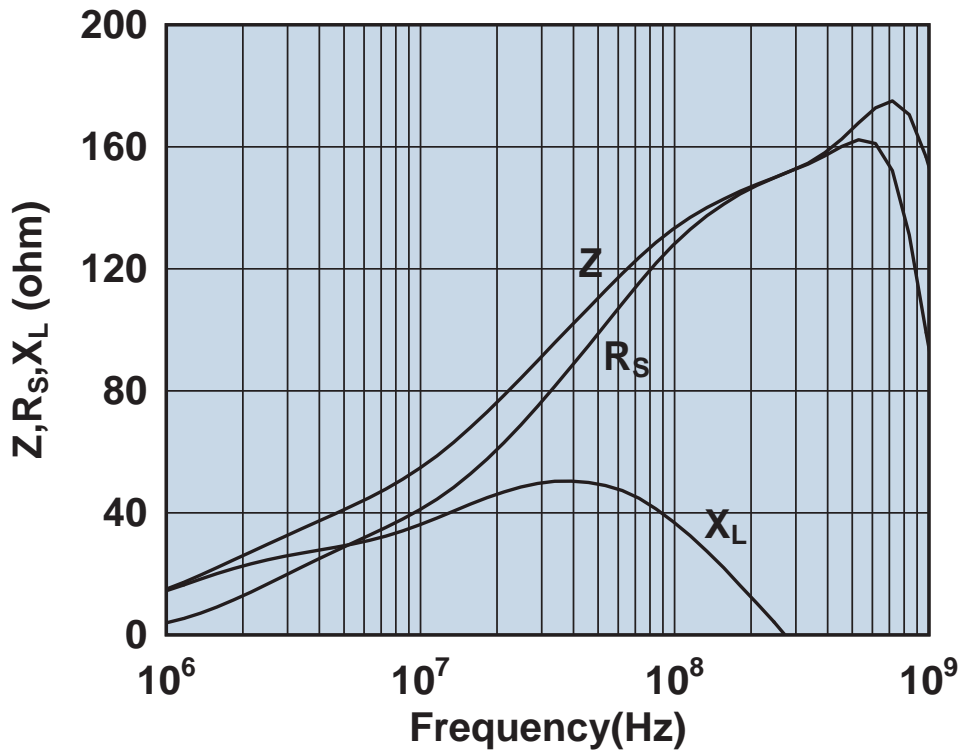


Impedance, reactance, and resistance vs. frequency.

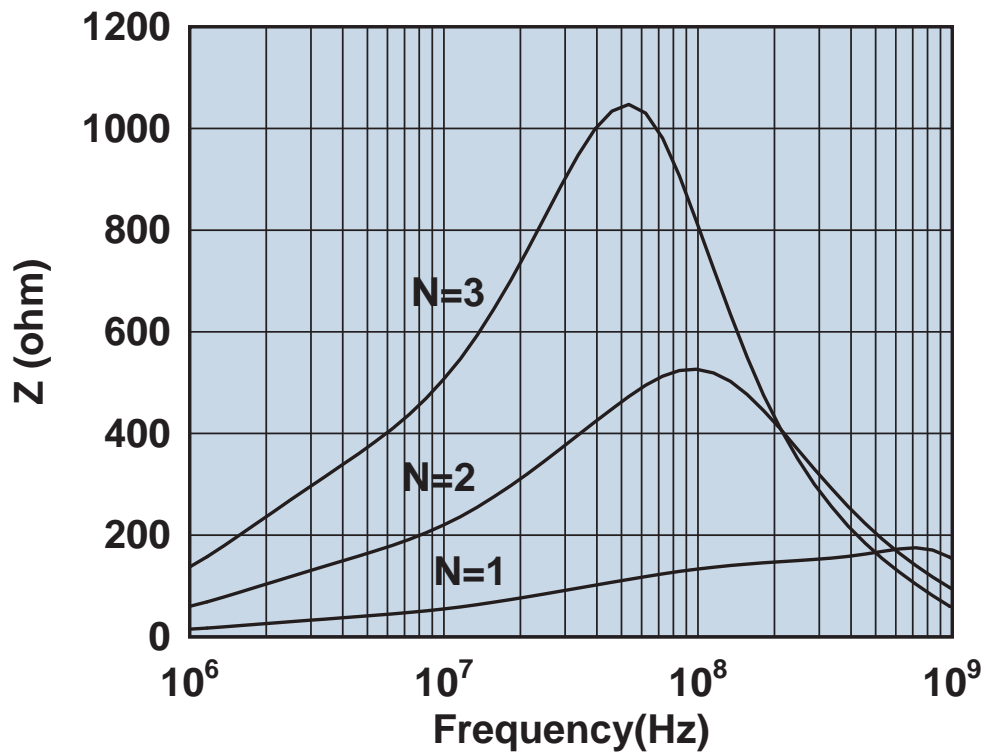


Impedance vs. frequency with one, two, and three turns.

2631625002

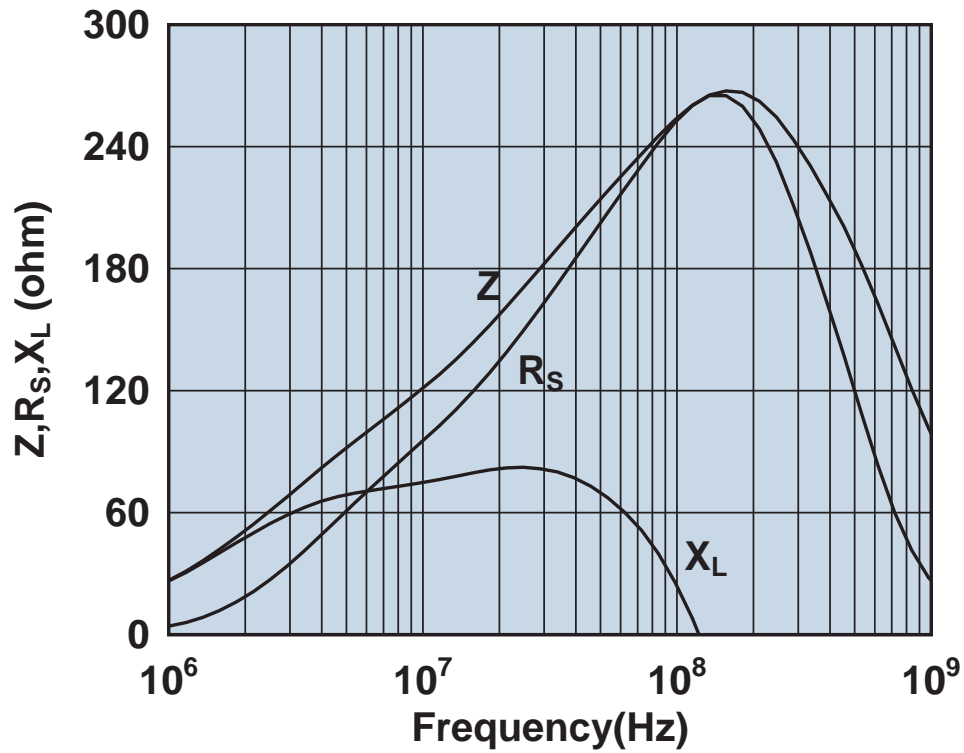


Impedance, reactance, and resistance vs. frequency.

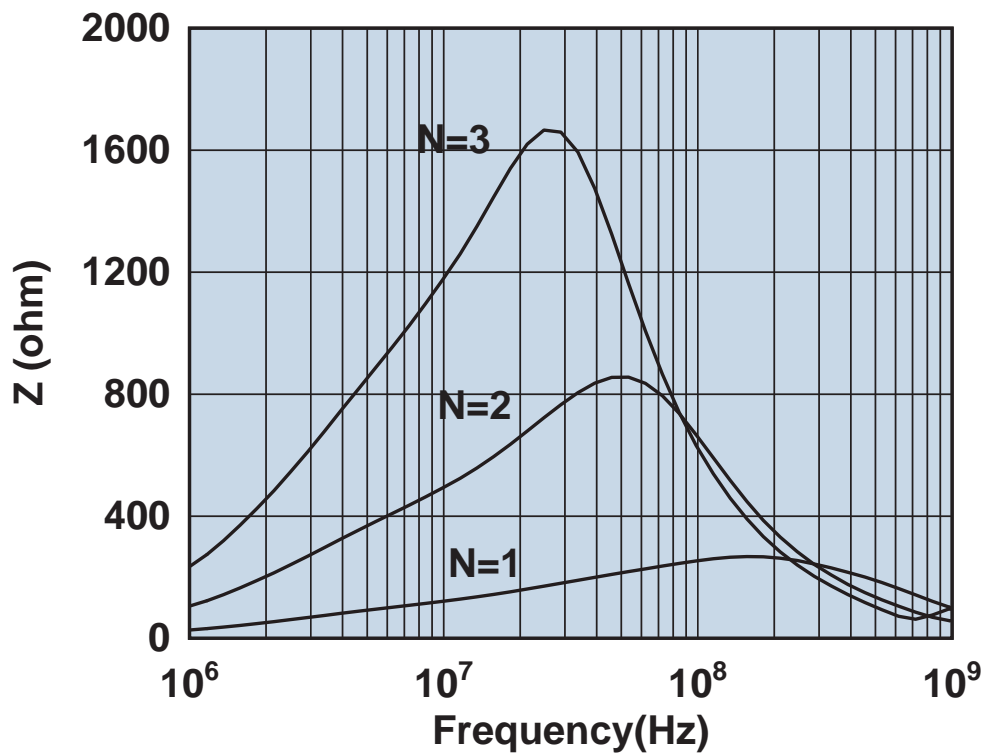


Impedance vs. frequency with one, two, and three turns.

2631625102

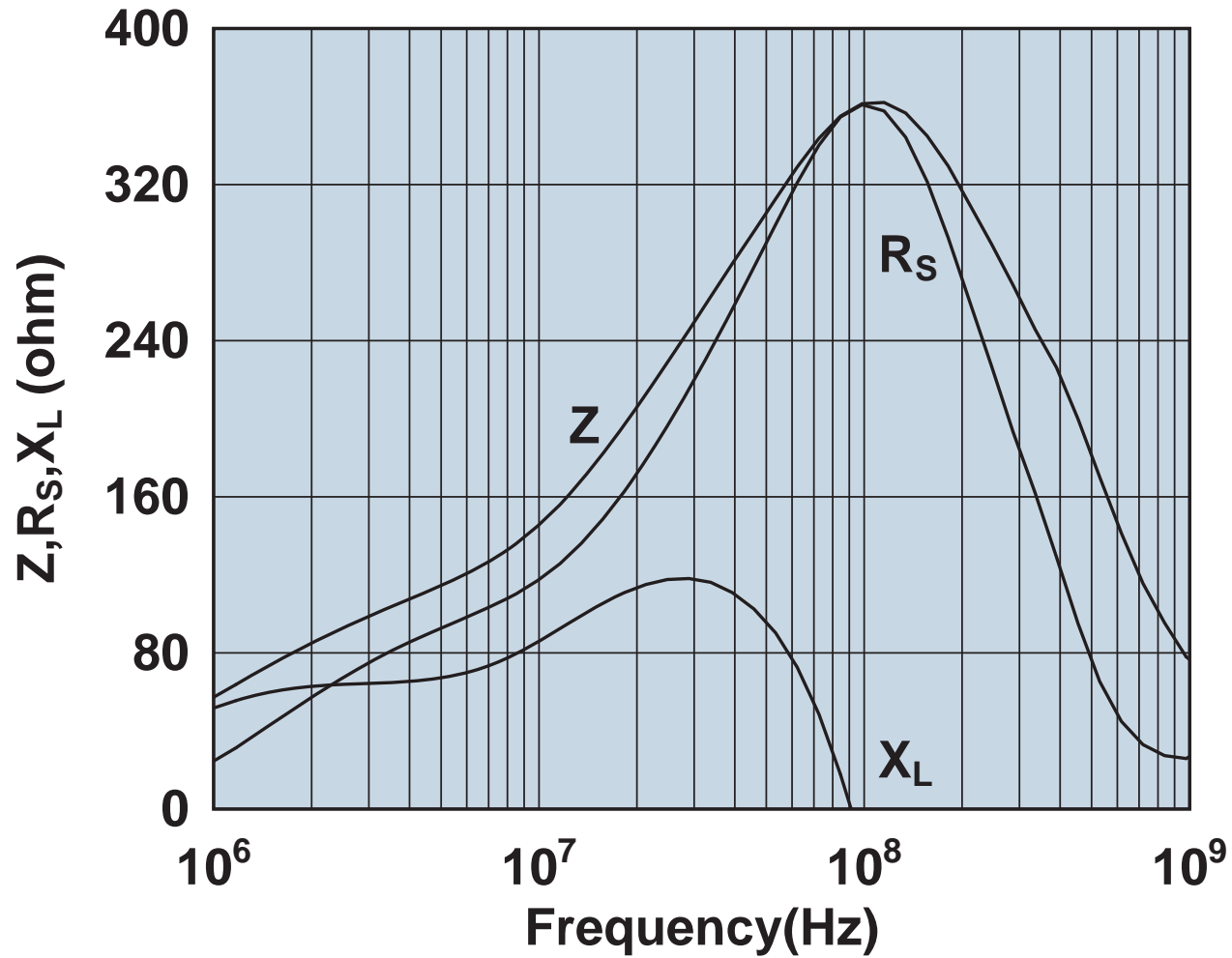


Impedance, reactance, and resistance vs. frequency.



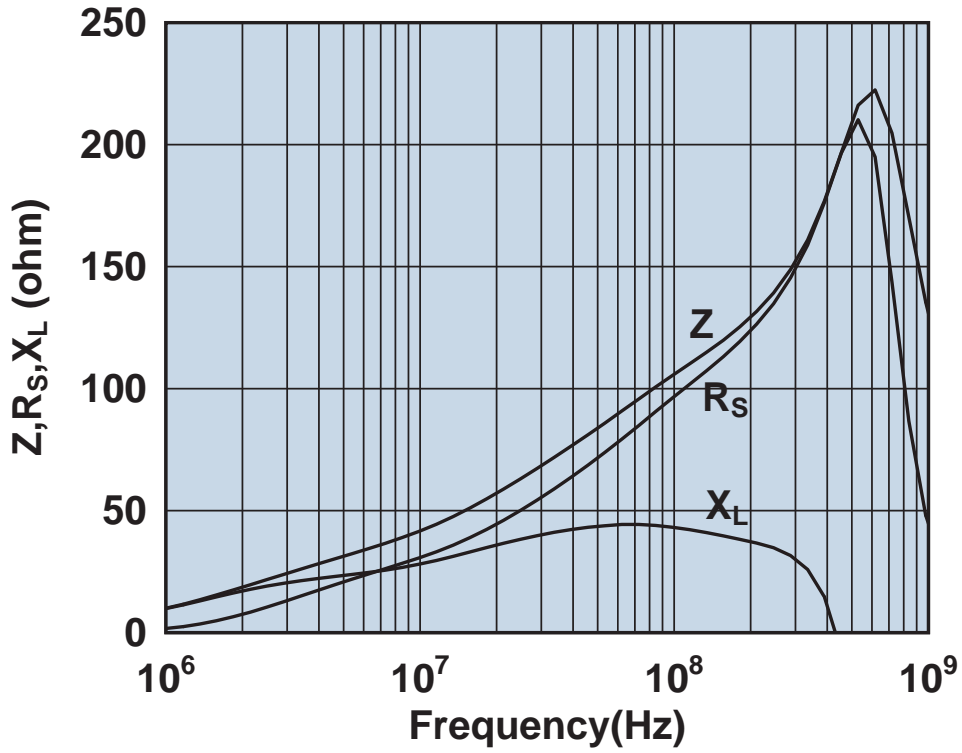
Impedance vs. frequency with one, two, and three turns.

2631626202

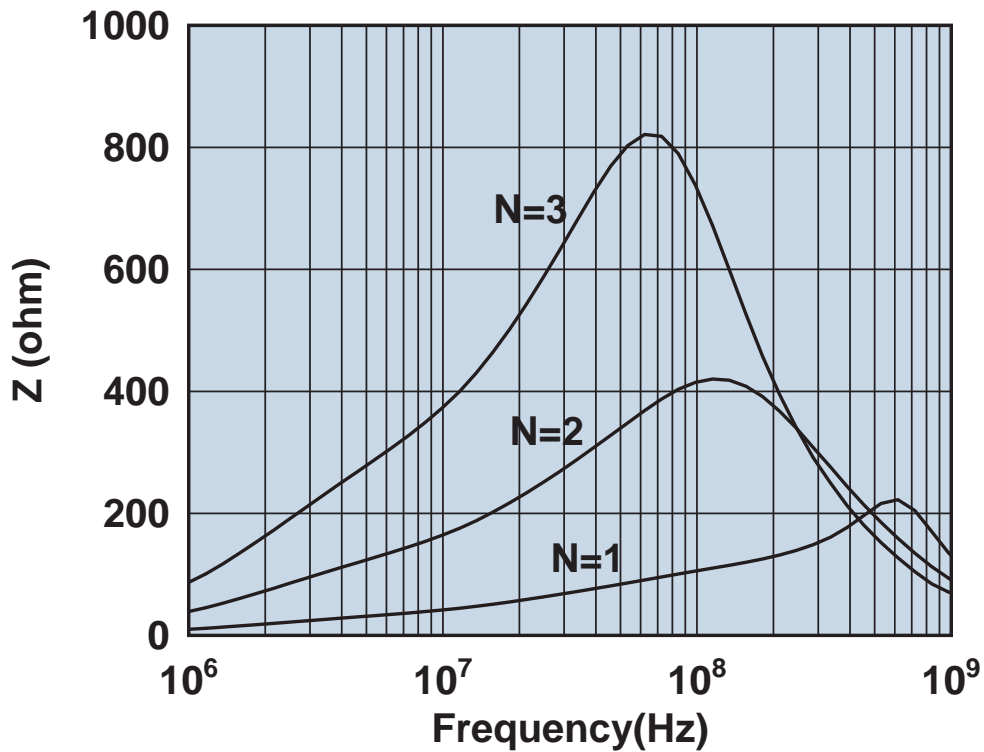


Impedance, reactance, and resistance vs. frequency.

2631626302

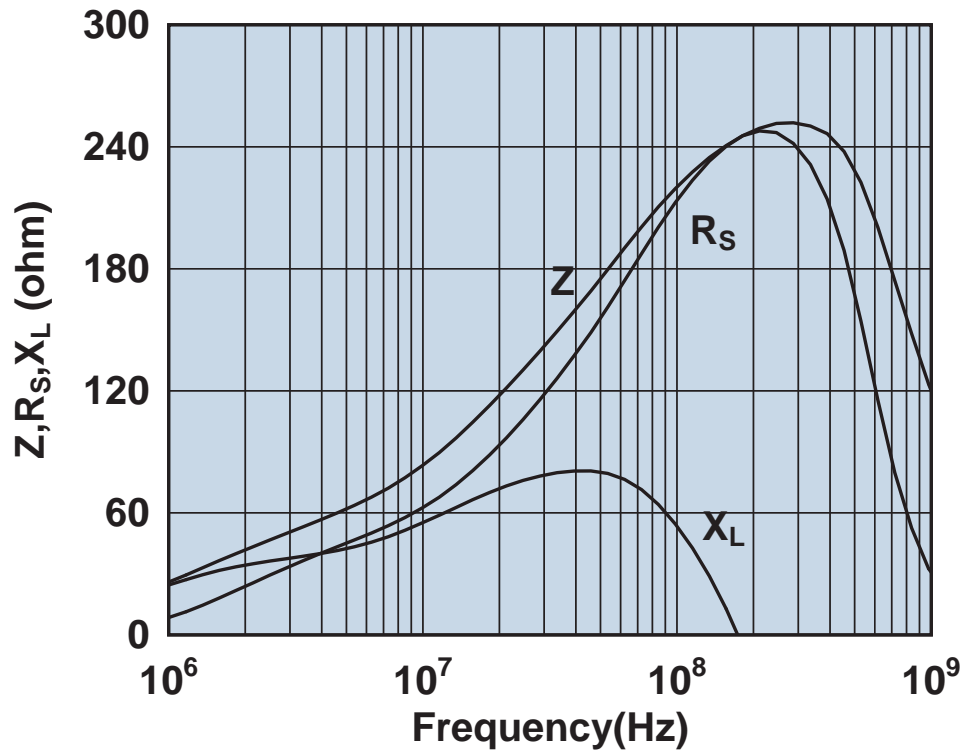


Impedance, reactance, and resistance vs. frequency.

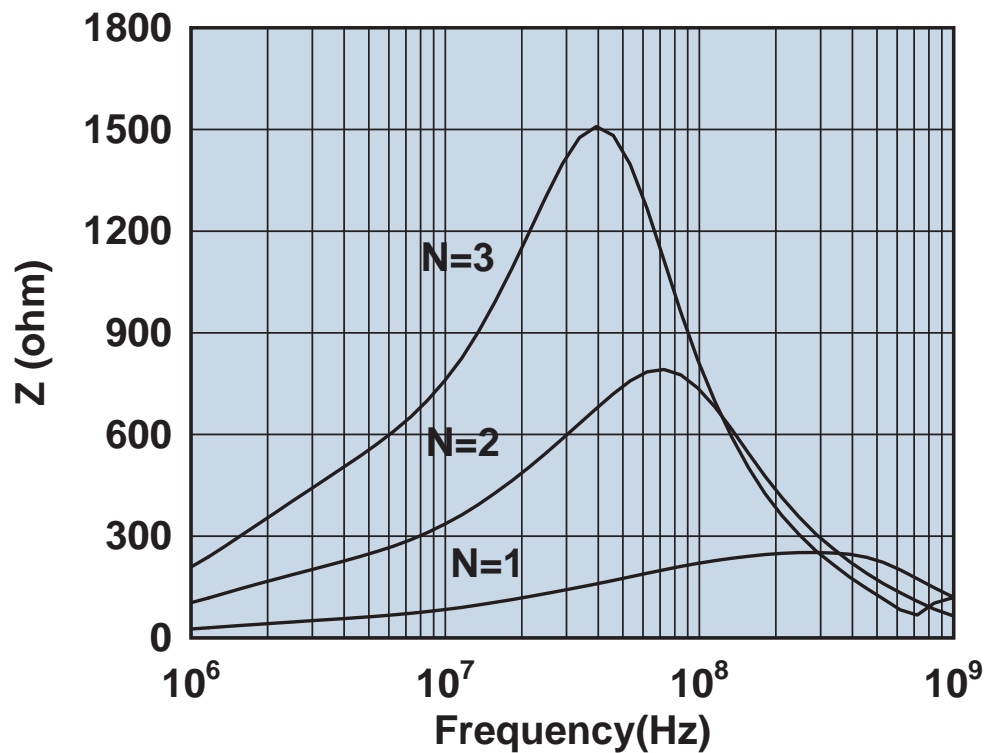


Impedance vs. frequency with one, two, and three turns.

2631626402

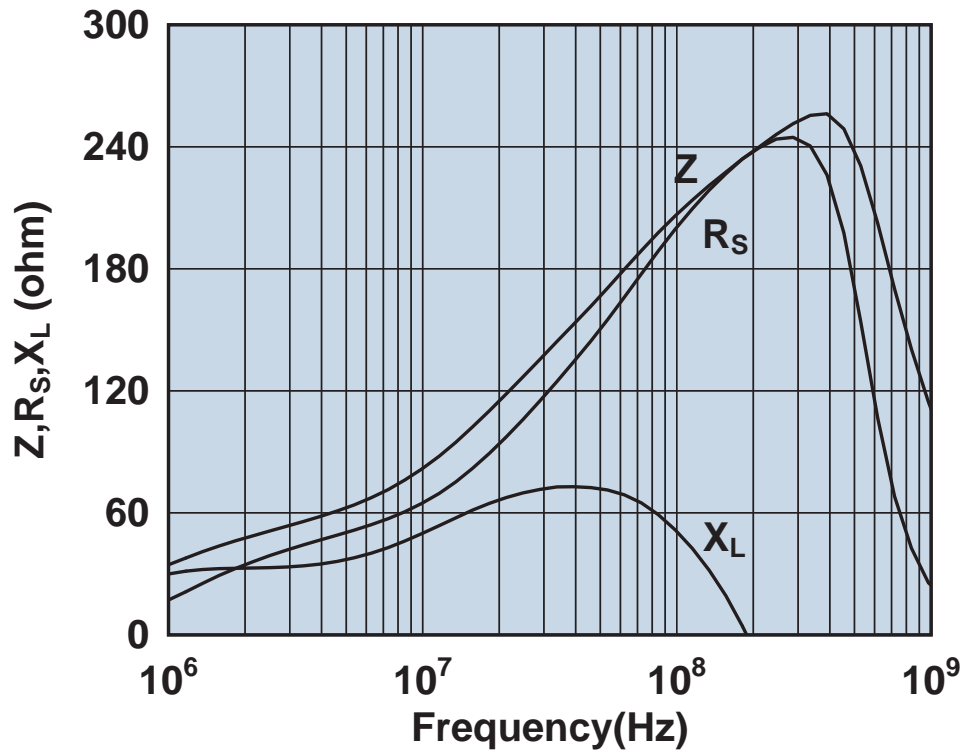


Impedance, reactance, and resistance vs. frequency.

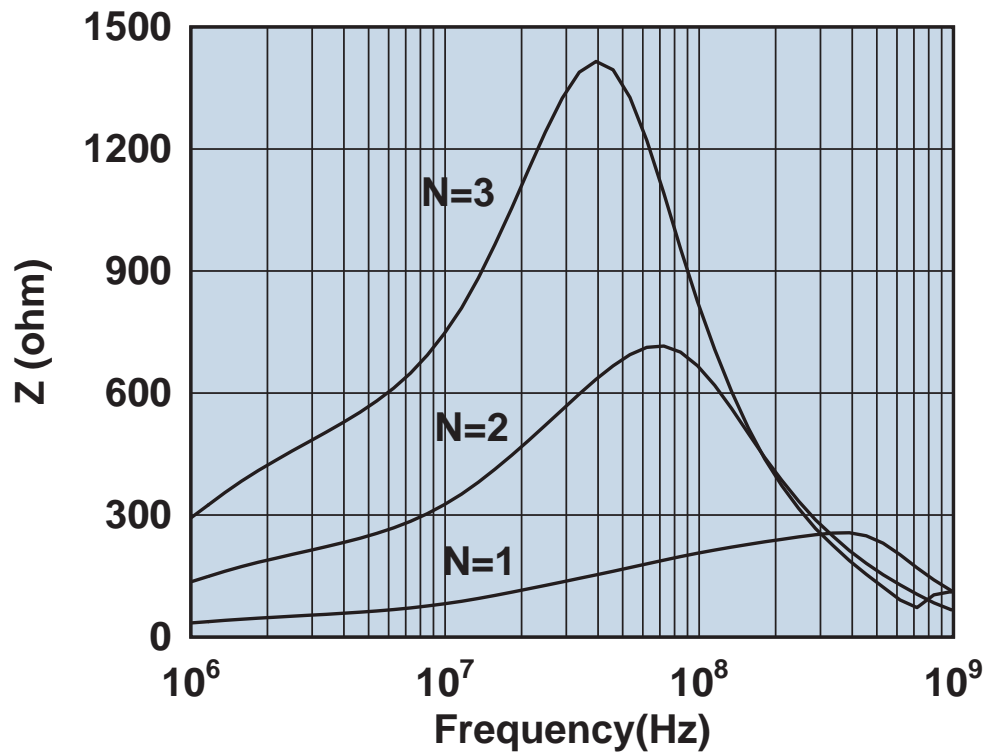


Impedance vs. frequency with one, two, and three turns.

2631665702

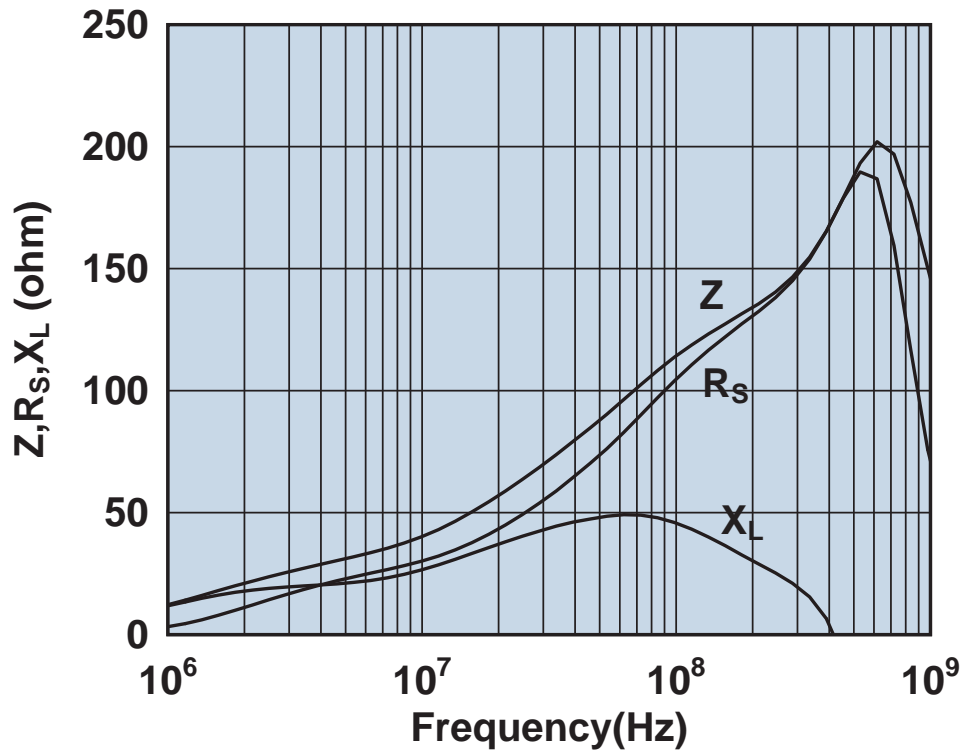


Impedance, reactance, and resistance vs. frequency.

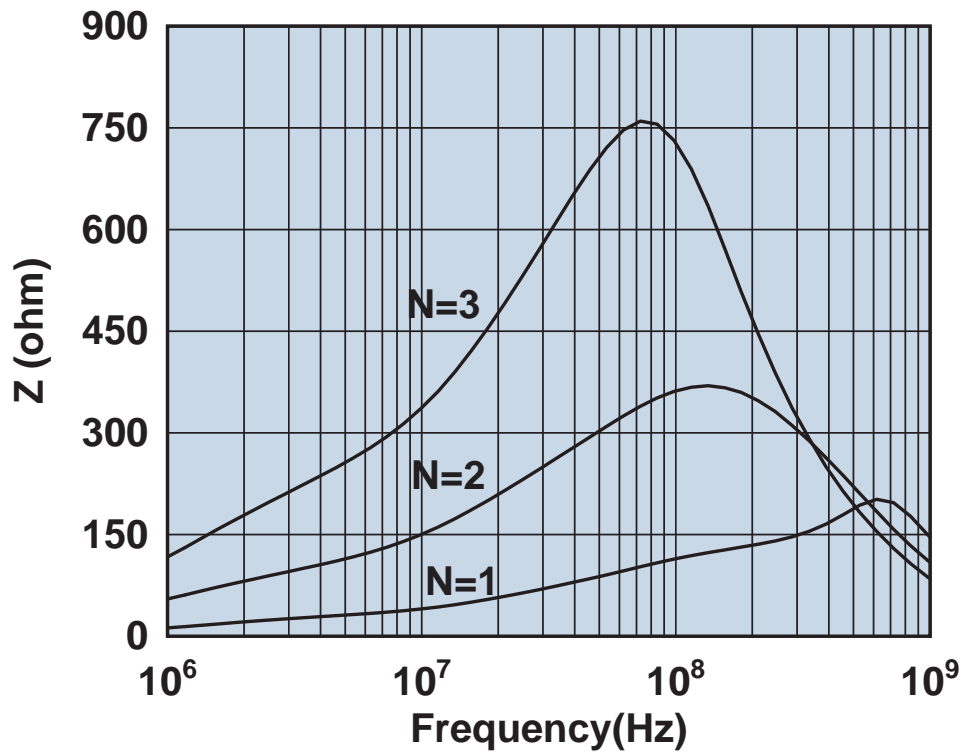


Impedance vs. frequency with one, two, and three turns.

2631665802

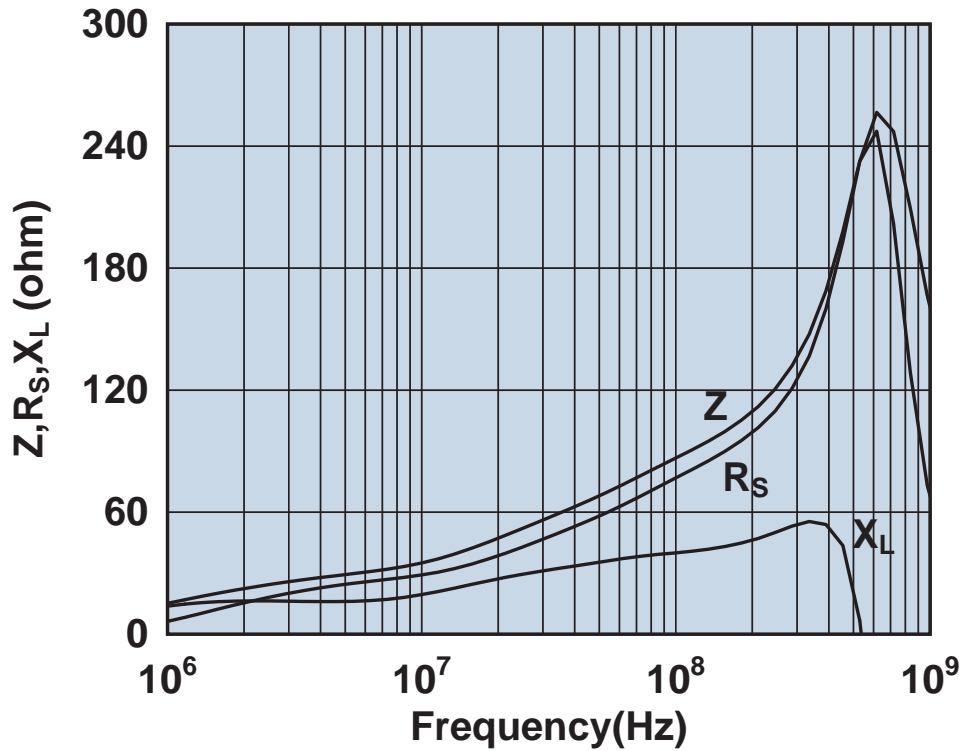


Impedance, reactance, and resistance vs. frequency.

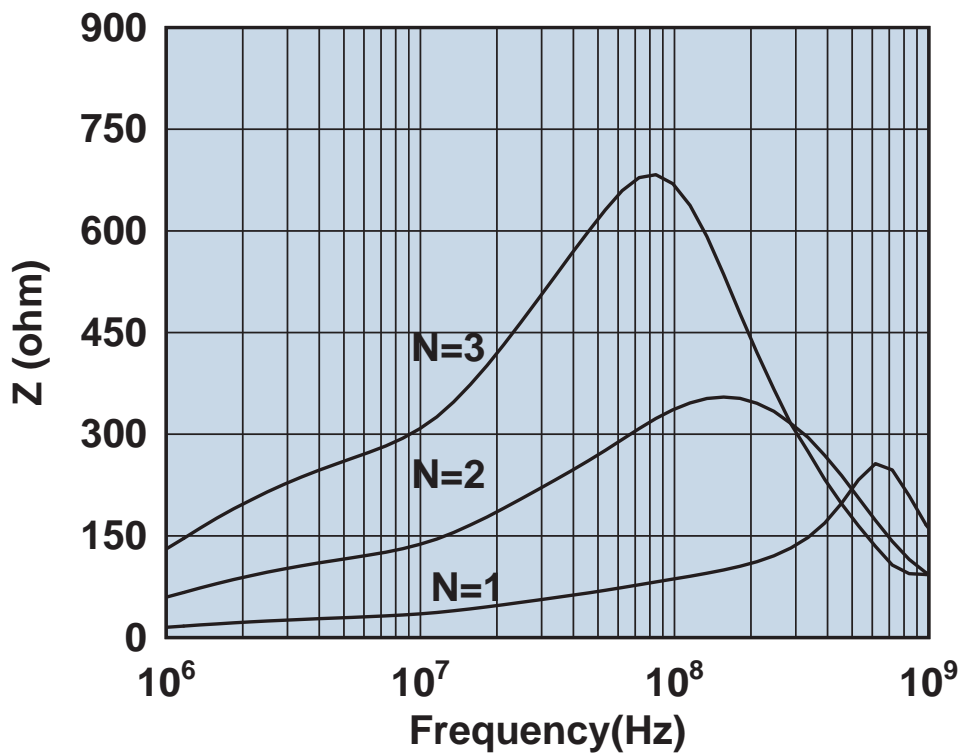


Impedance vs. frequency with one, two, and three turns.

2631801202

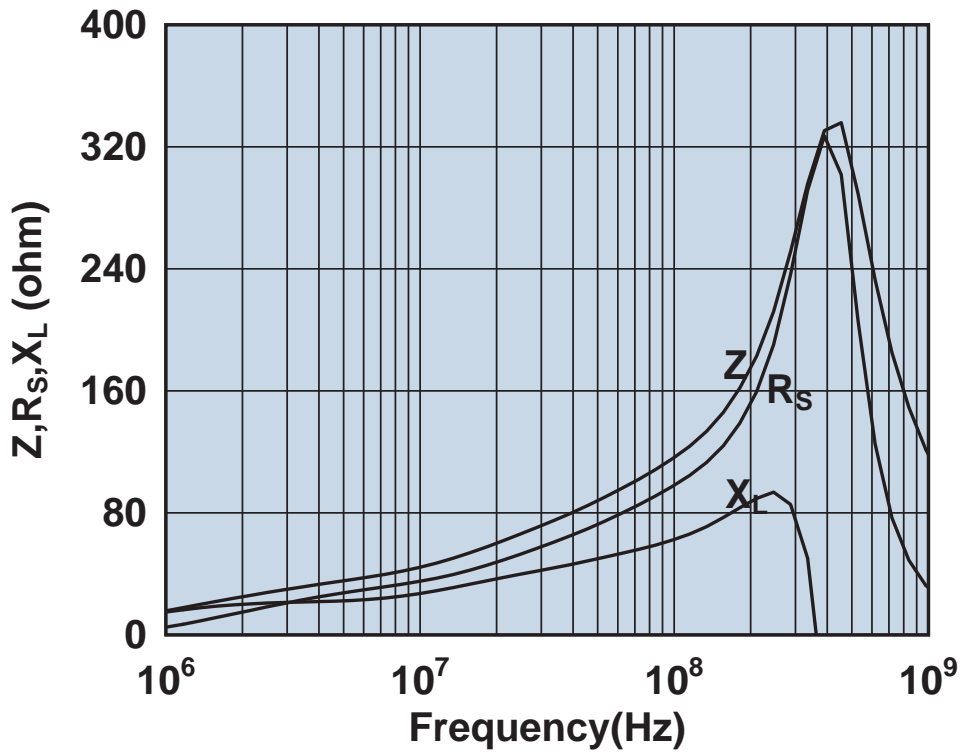


Impedance, reactance, and resistance vs. frequency.

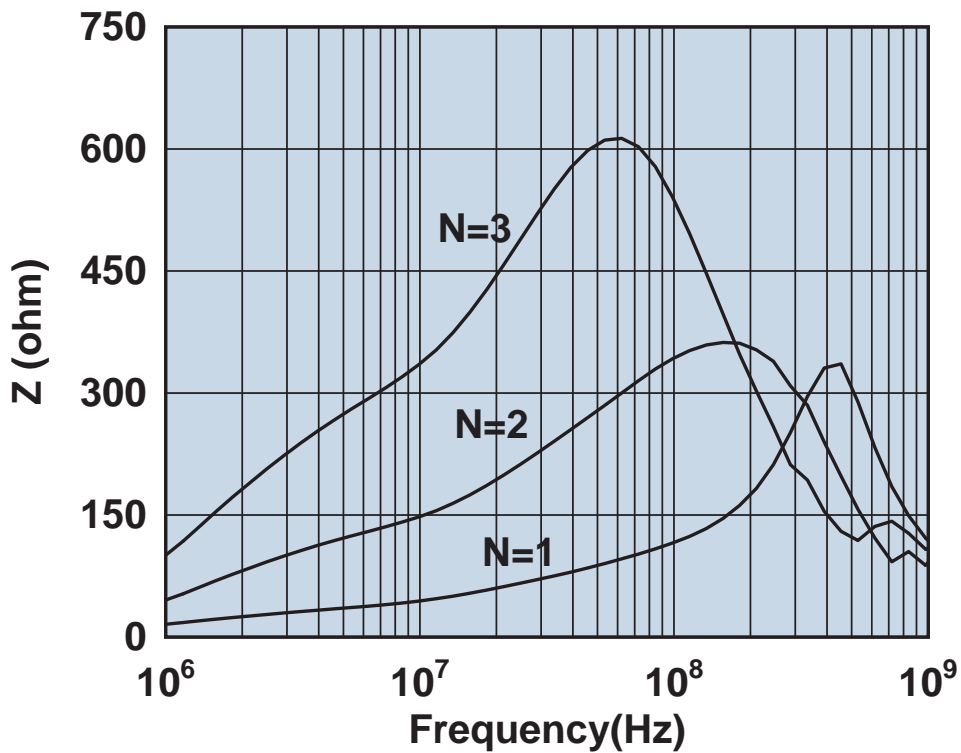


Impedance vs. frequency with one, two, and three turns.

2631803802

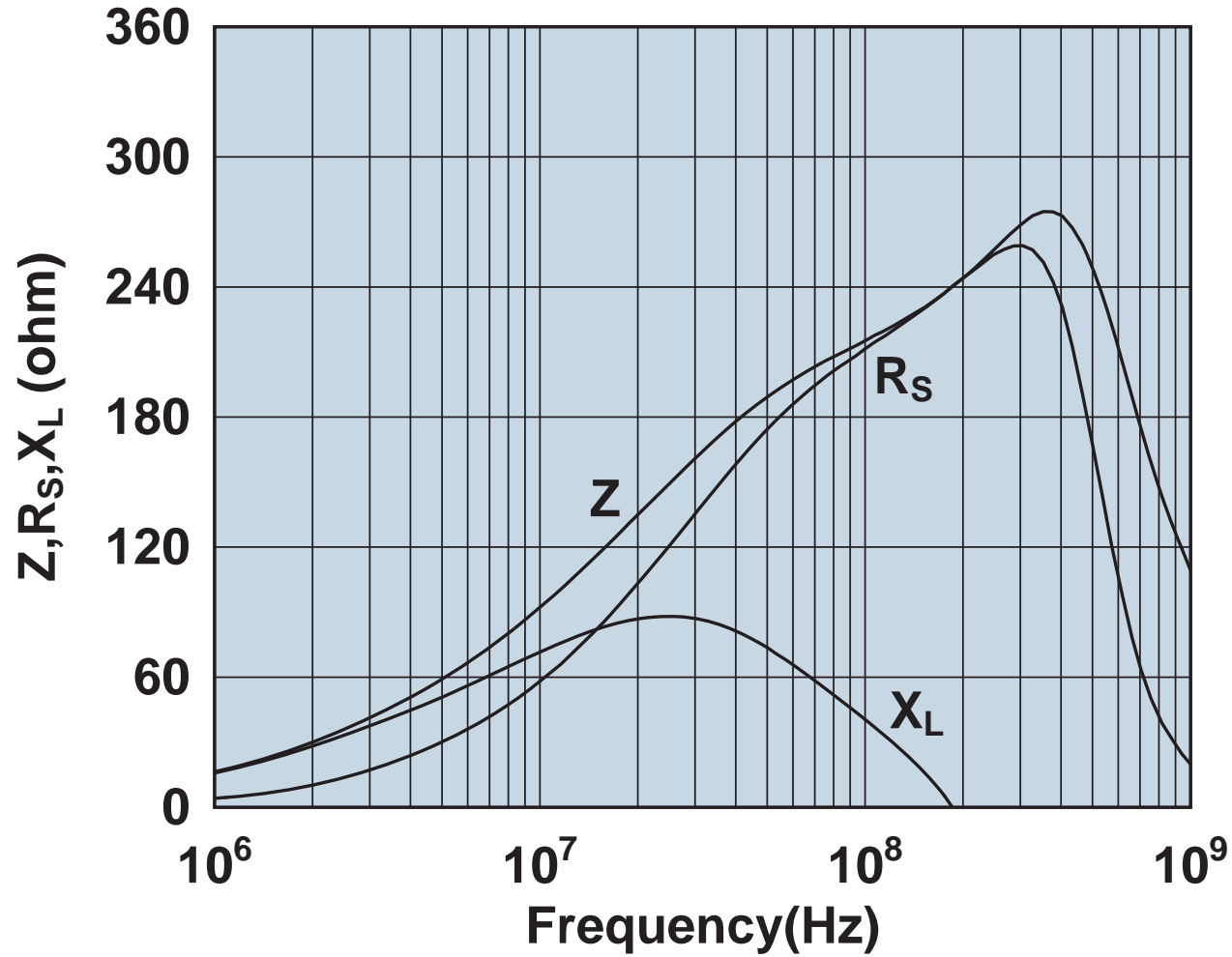


Impedance, reactance, and resistance vs. frequency.



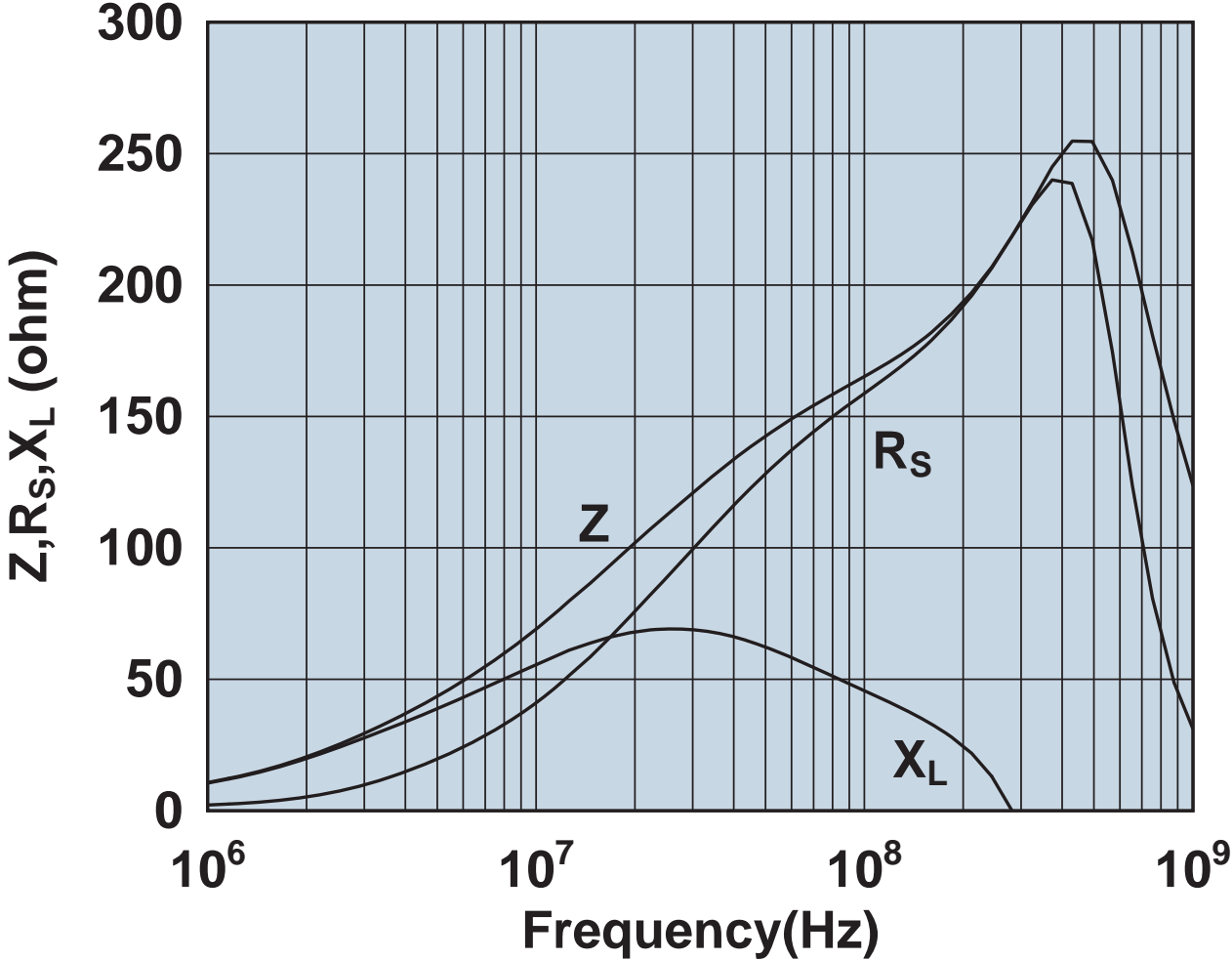
Impedance vs. frequency with one, two, and three turns.

2643102002



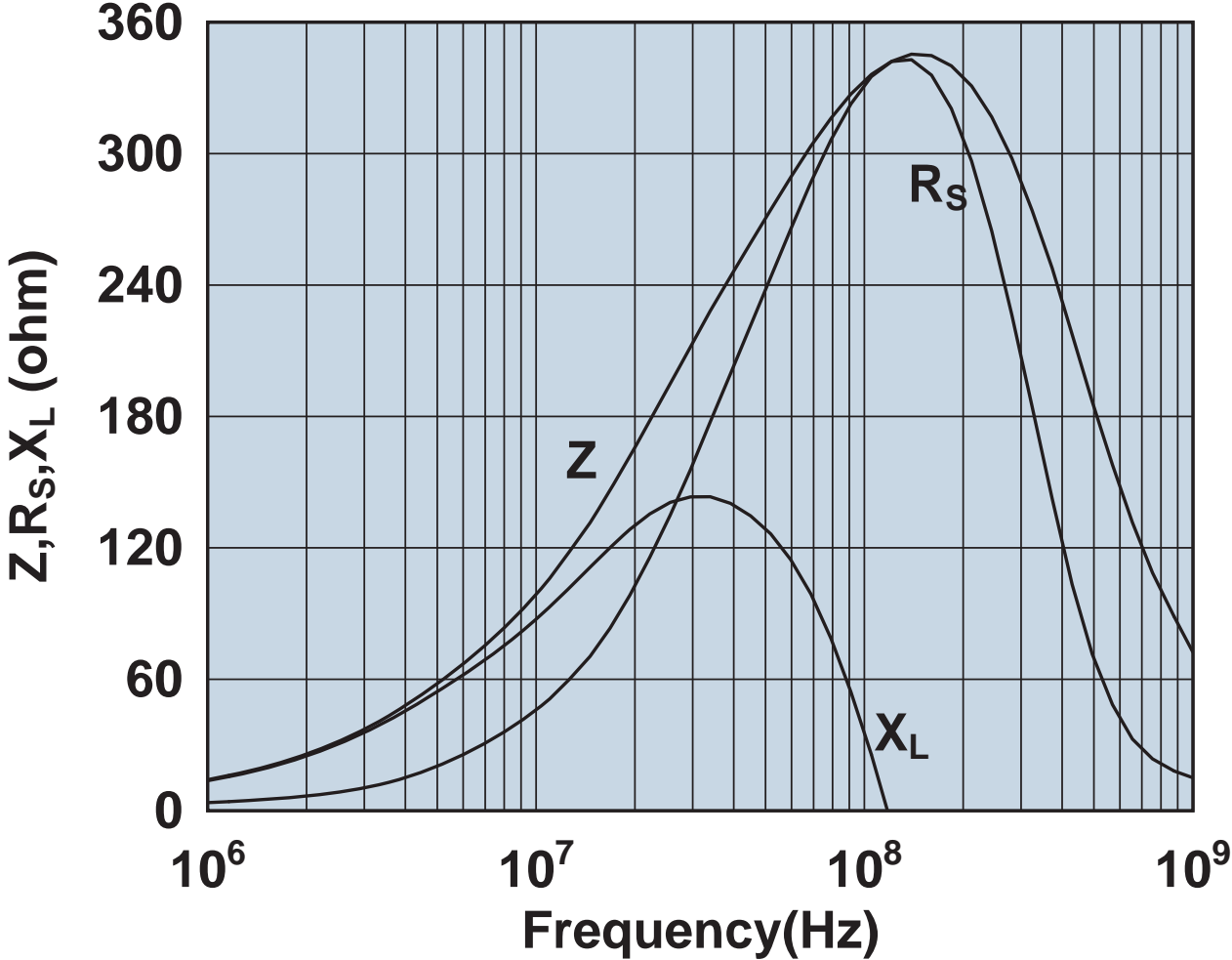
Impedance, reactance, and resistance vs. frequency.

2643102402



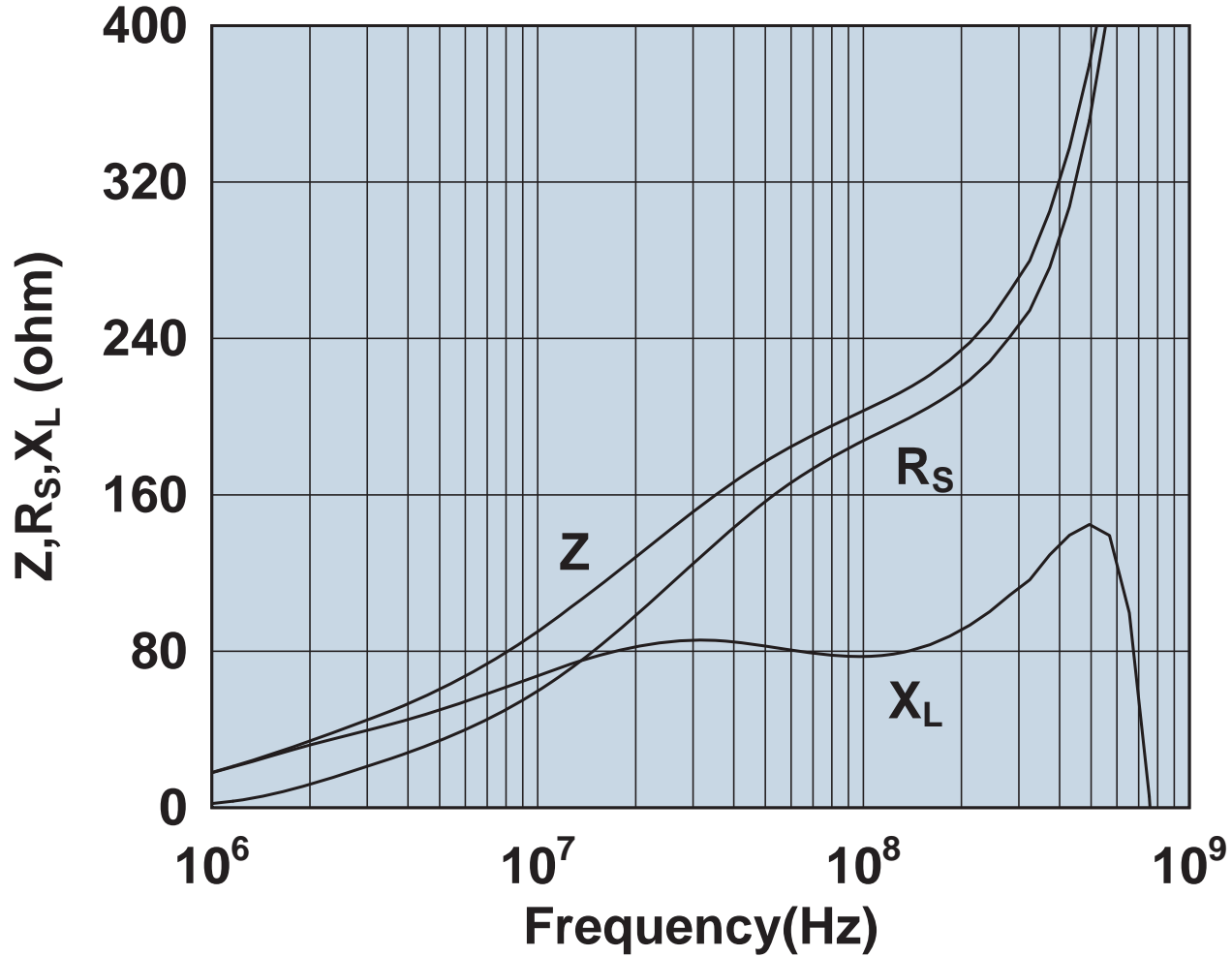
Impedance, reactance, and resistance vs. frequency.

2643103002



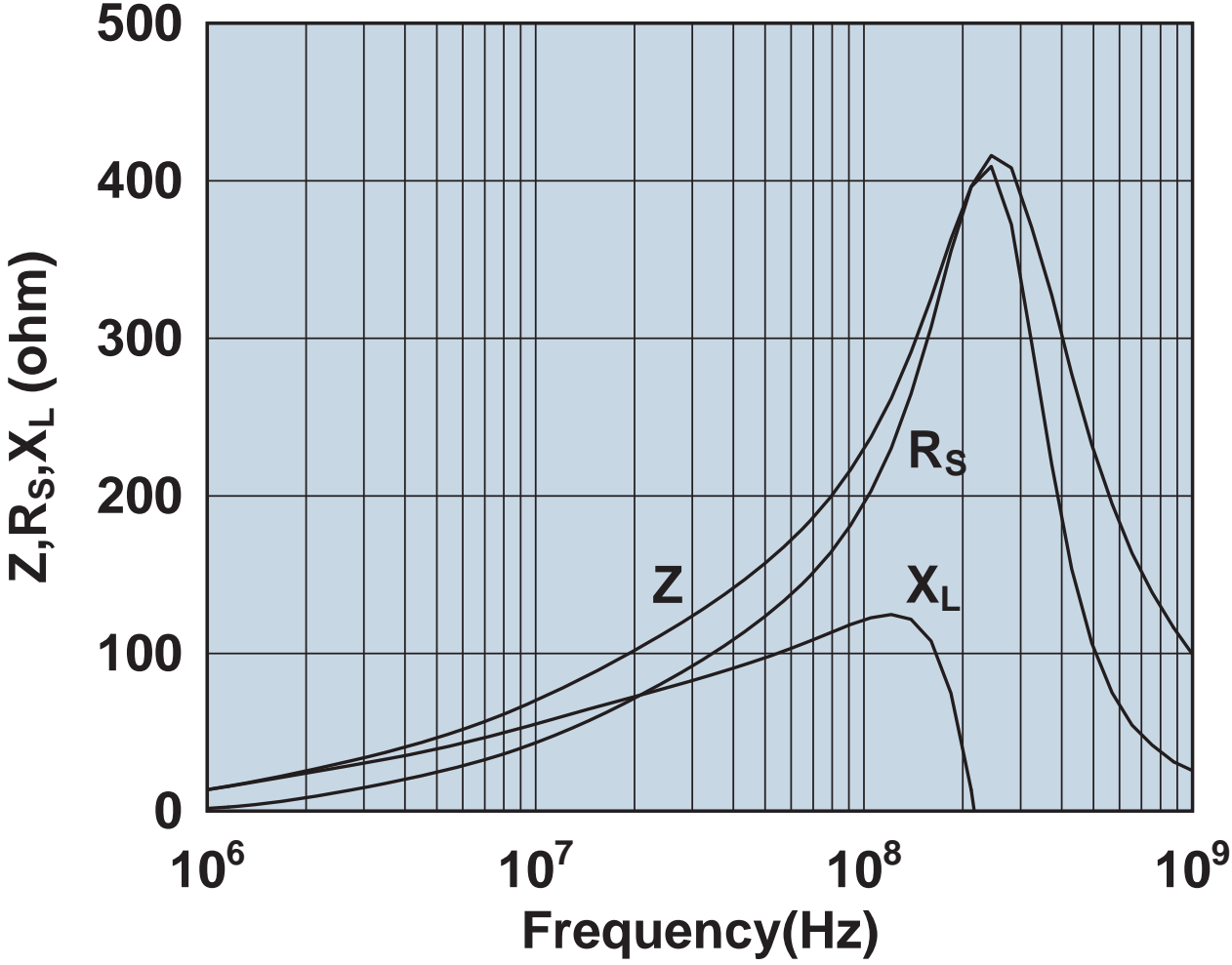
Impedance, reactance, and resistance vs. frequency.

2643103102



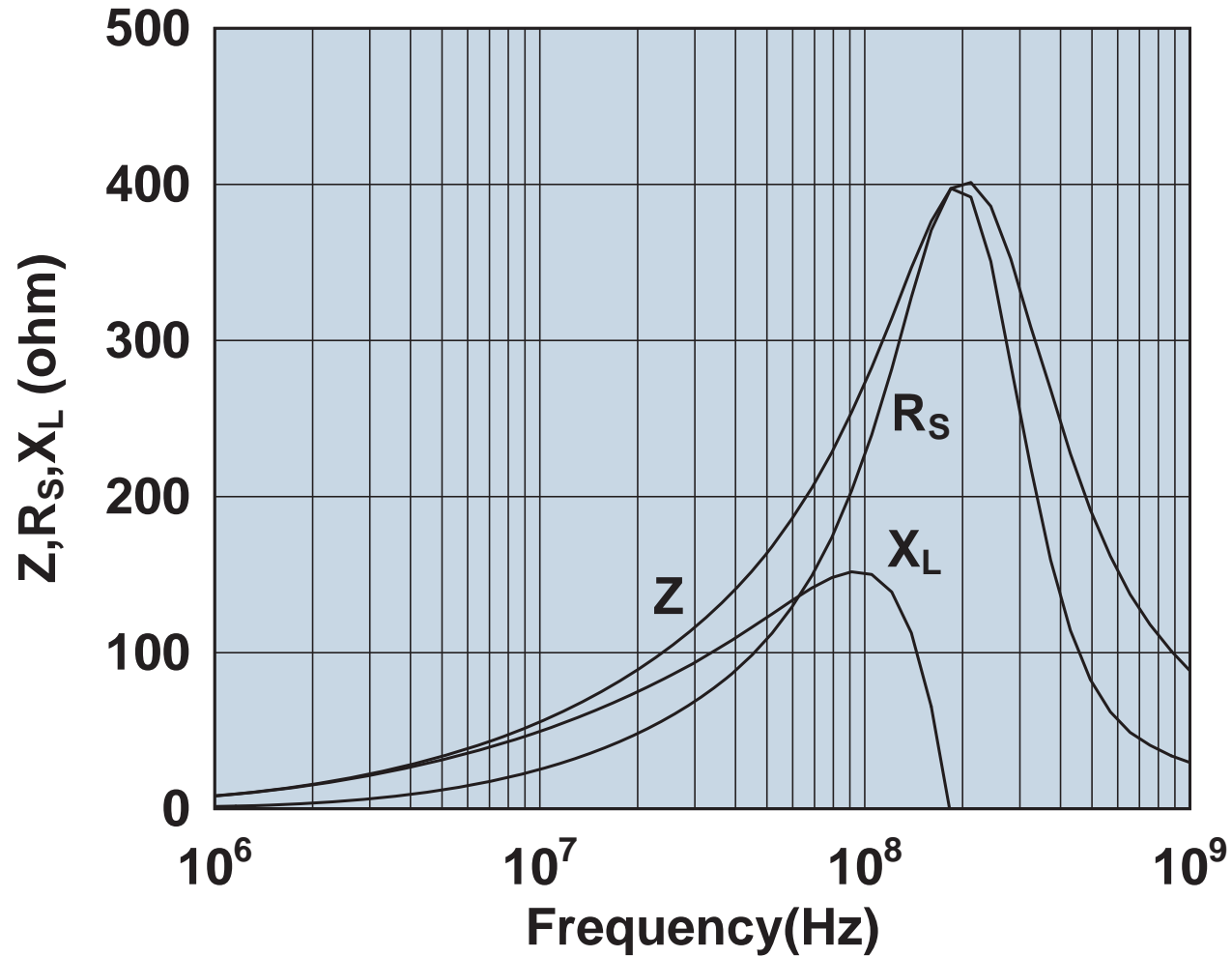
Impedance, reactance, and resistance vs. frequency.

2643163851



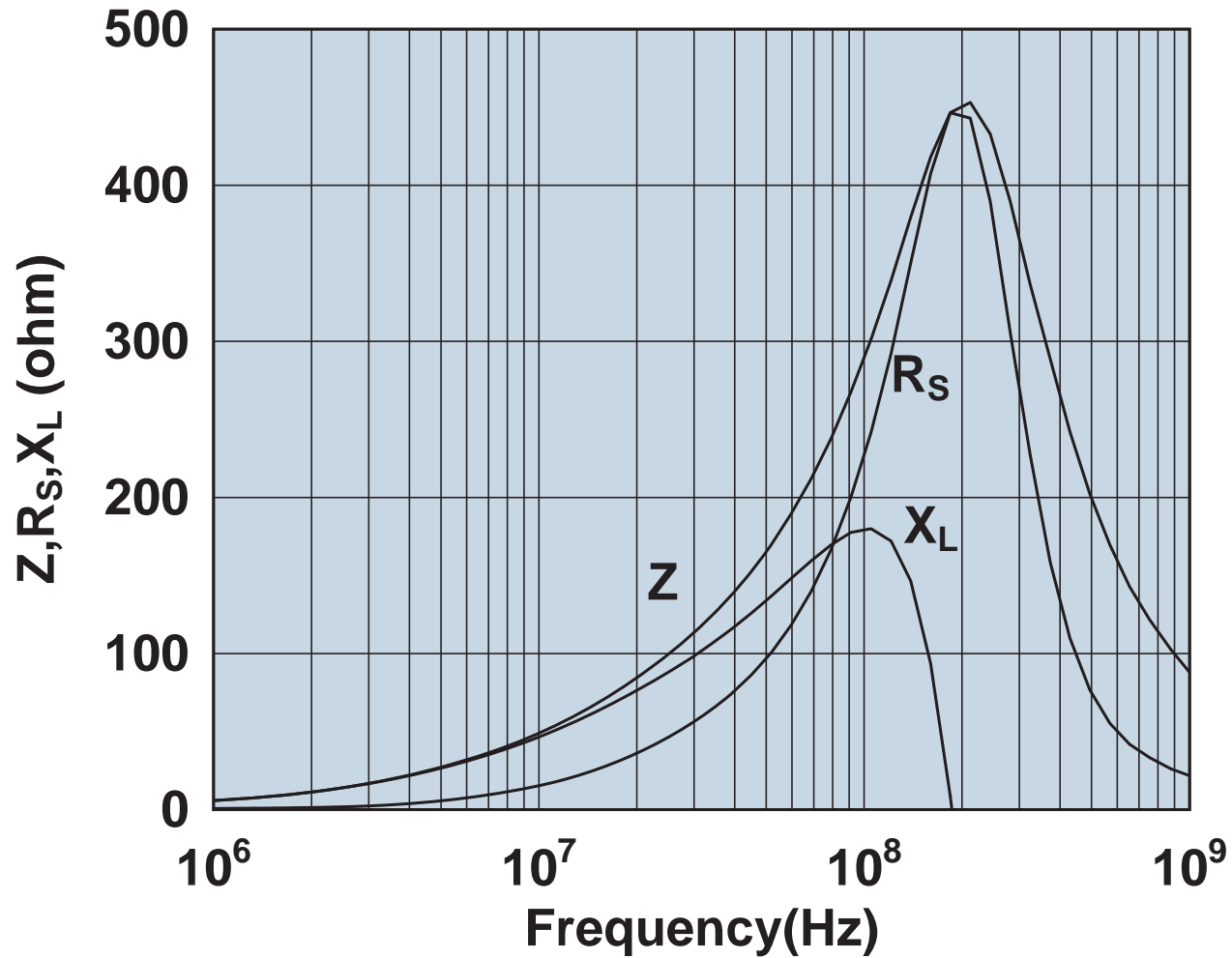
Impedance, reactance, and resistance vs. frequency.

2643163951



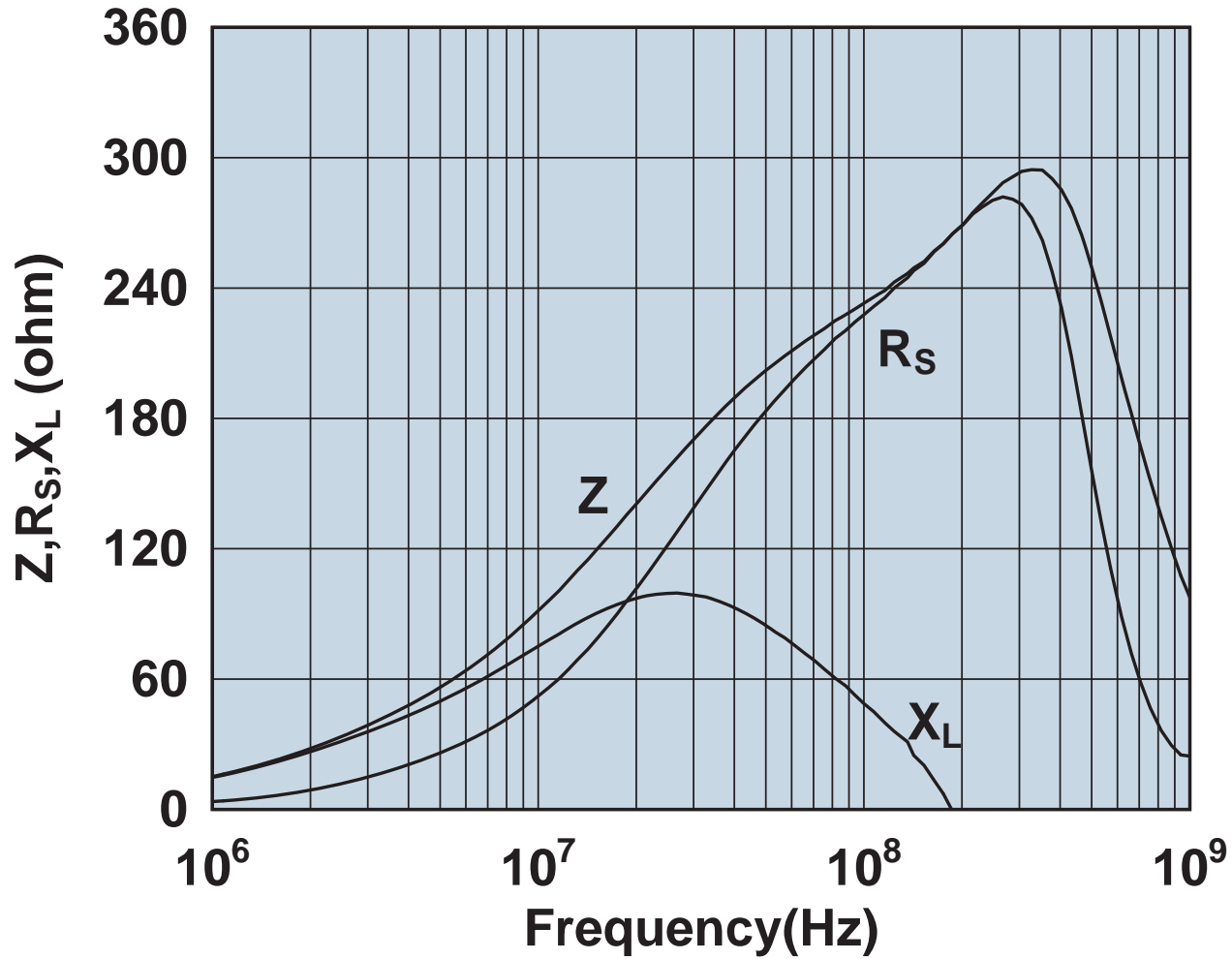
Impedance, reactance, and resistance vs. frequency.

2643164051



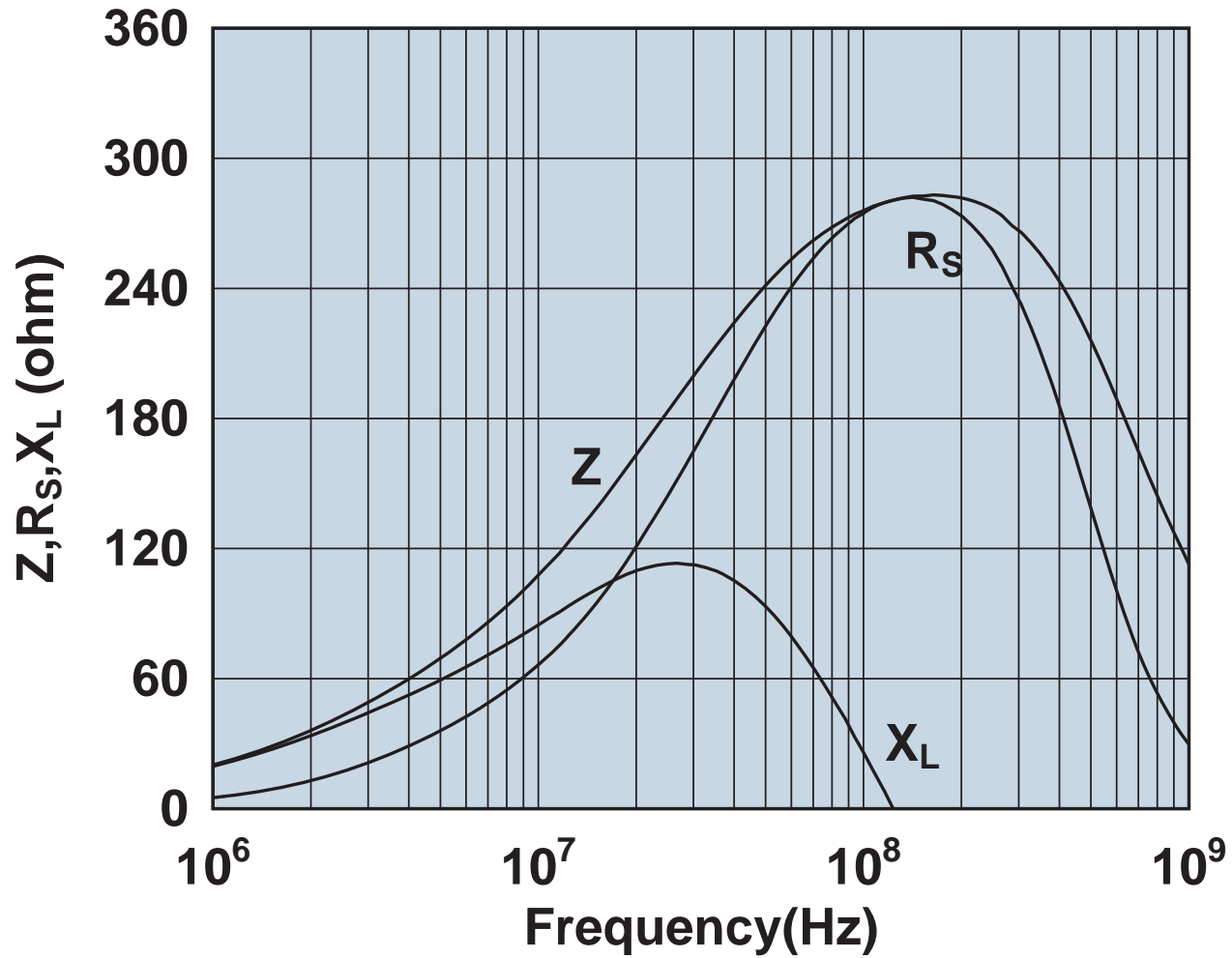
Impedance, reactance, and resistance vs. frequency.

2643164151



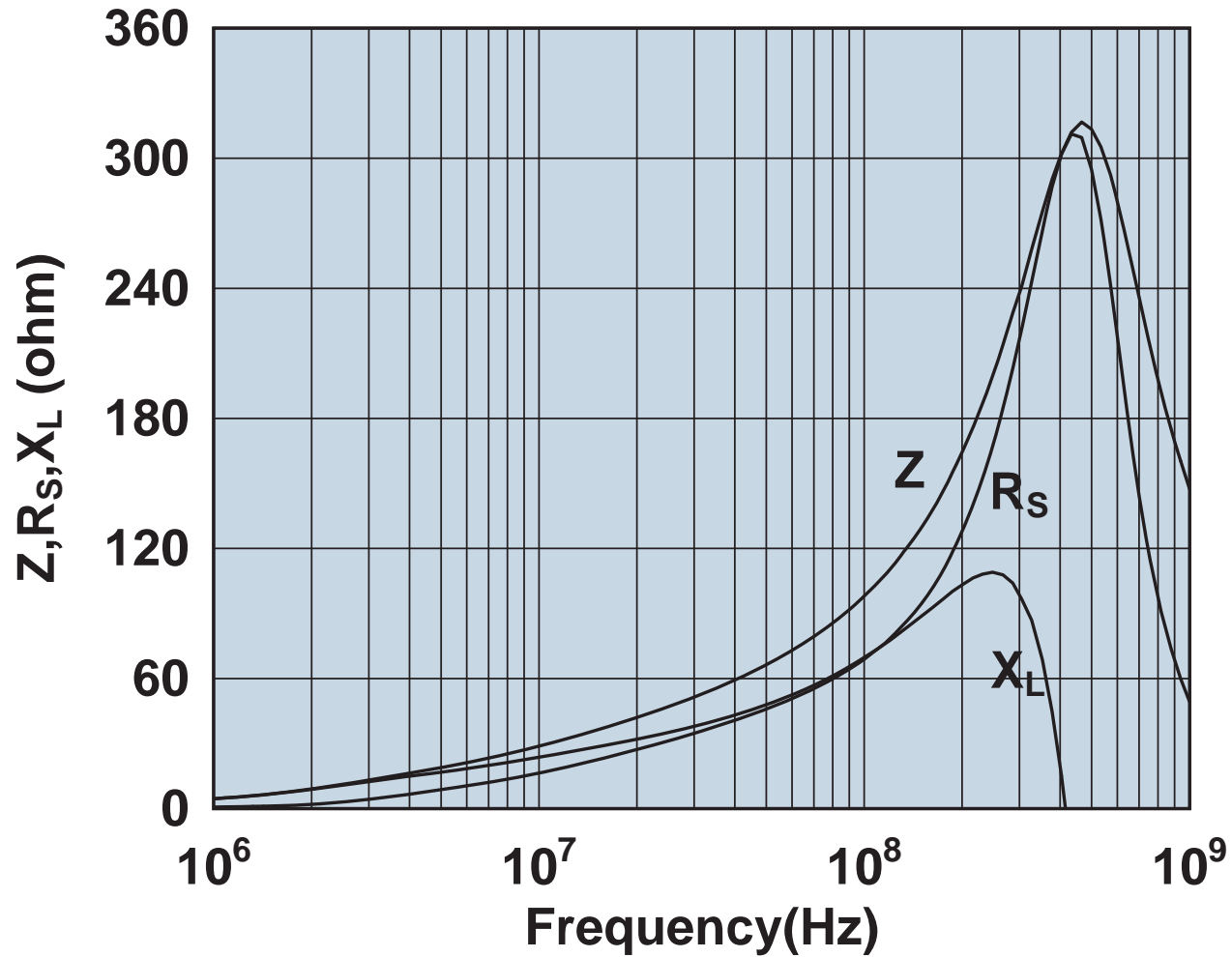
Impedance, reactance, and resistance vs. frequency.

2643164251



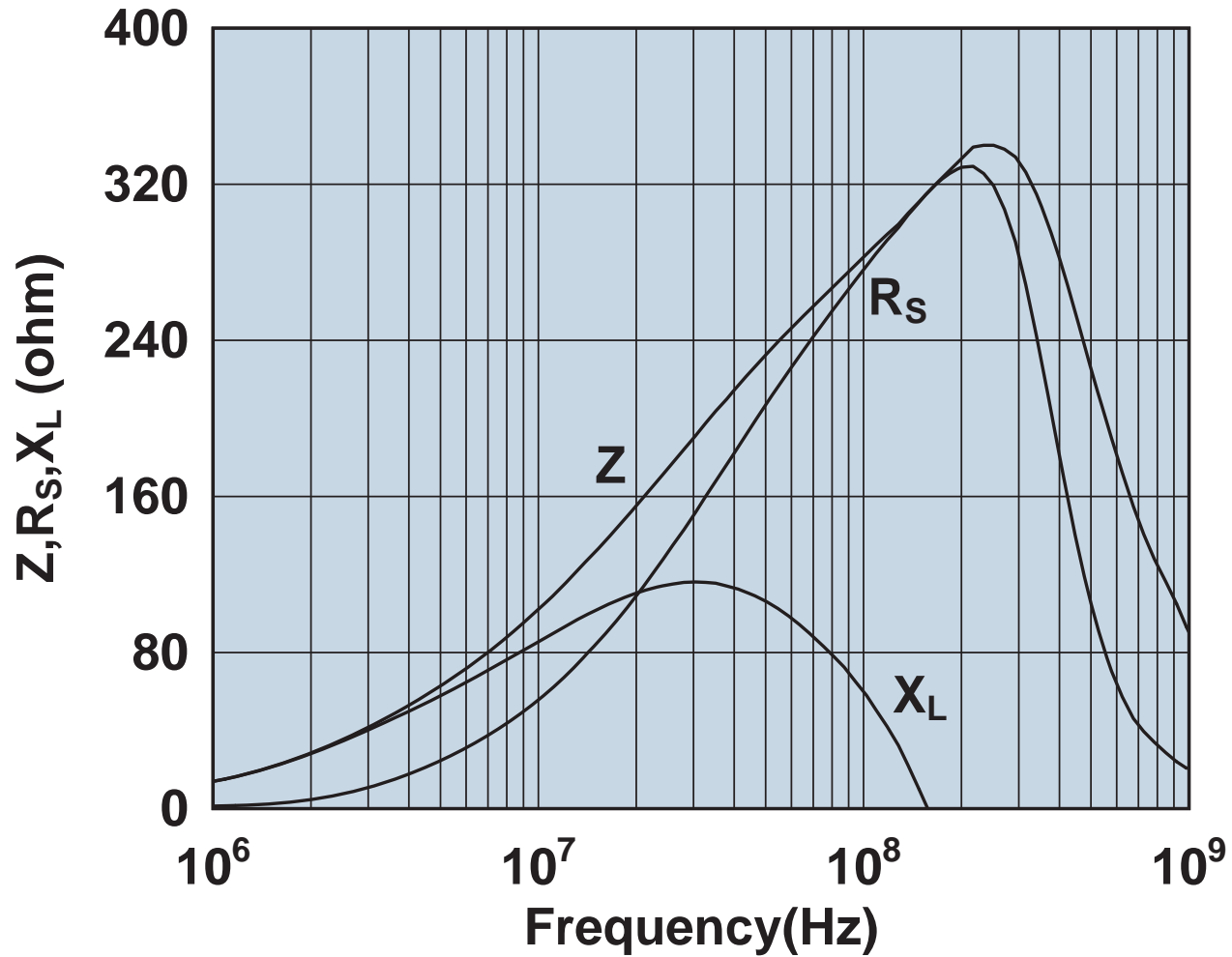
Impedance, reactance, and resistance vs. frequency.

2643164551



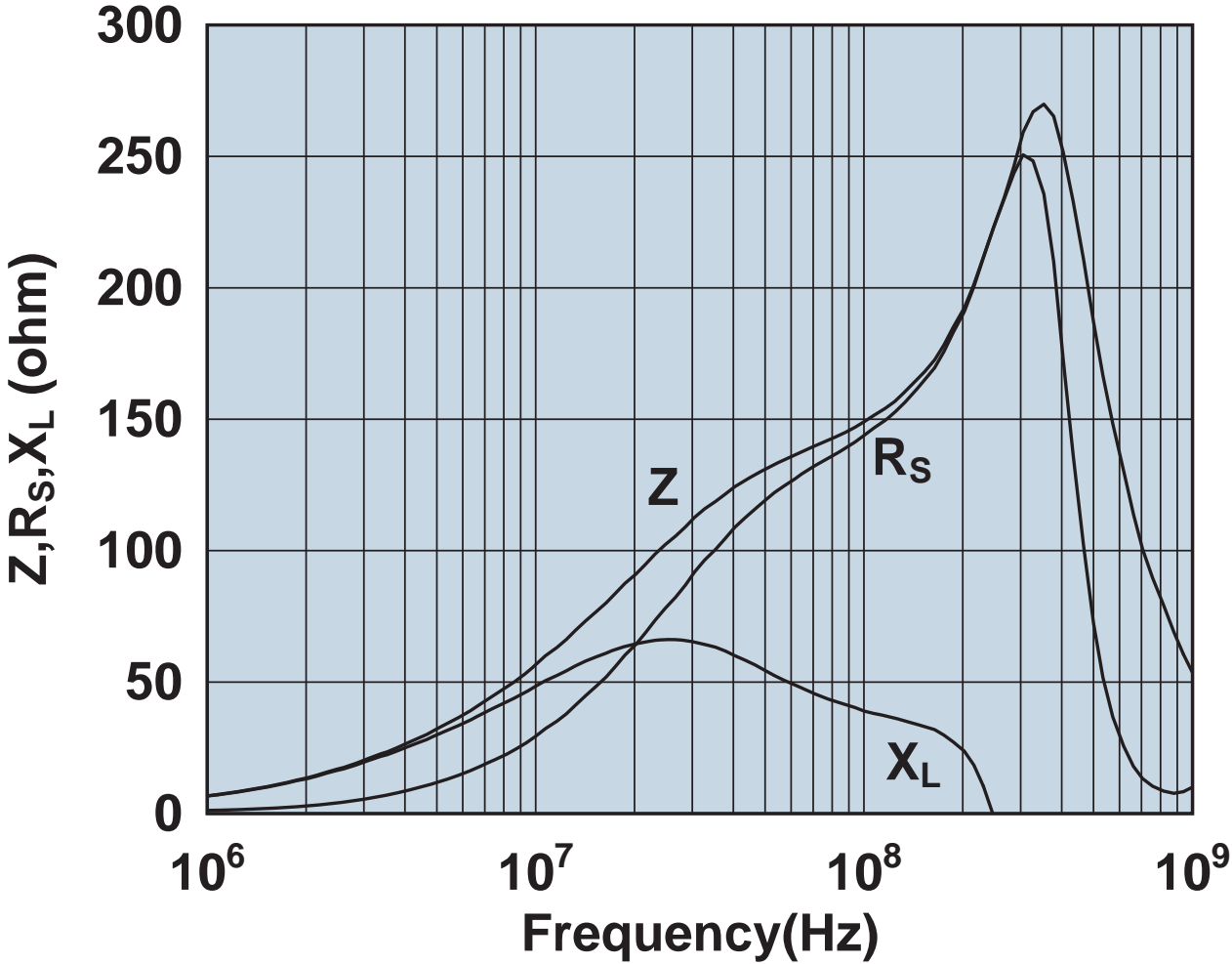
Impedance, reactance, and resistance vs. frequency.

2643165151



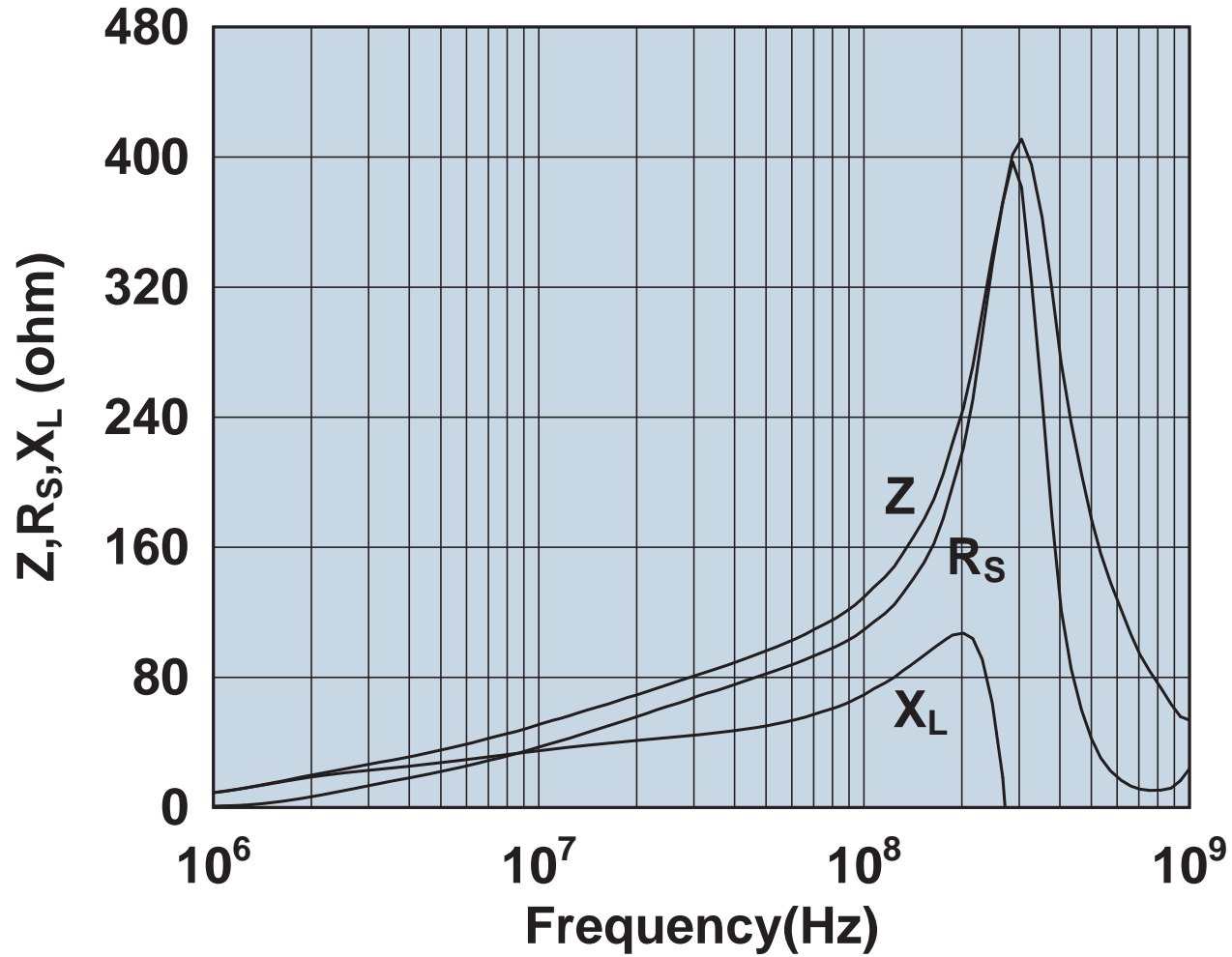
Impedance, reactance, and resistance vs. frequency.

2643165451



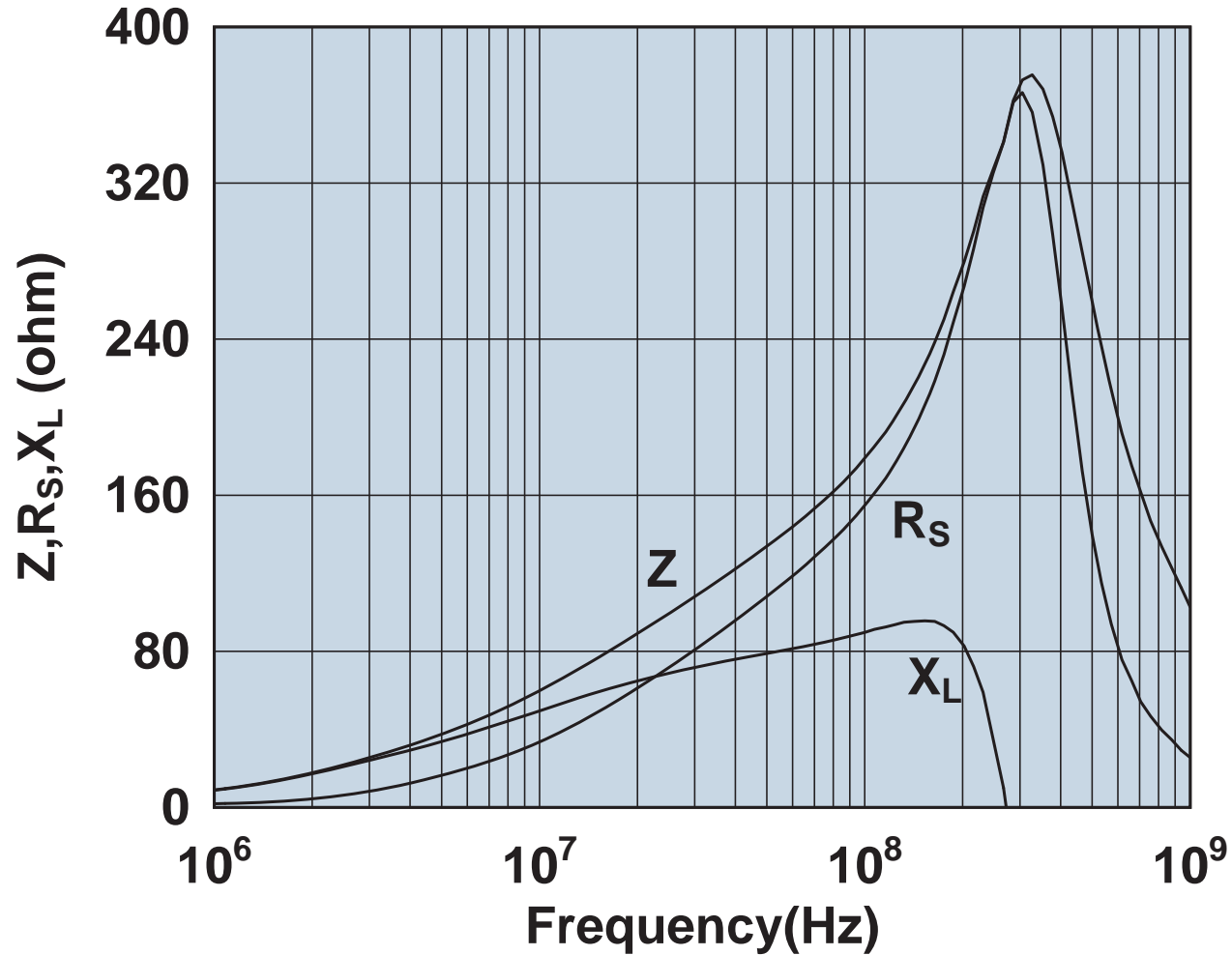
Impedance, reactance, and resistance vs. frequency.

2643166251



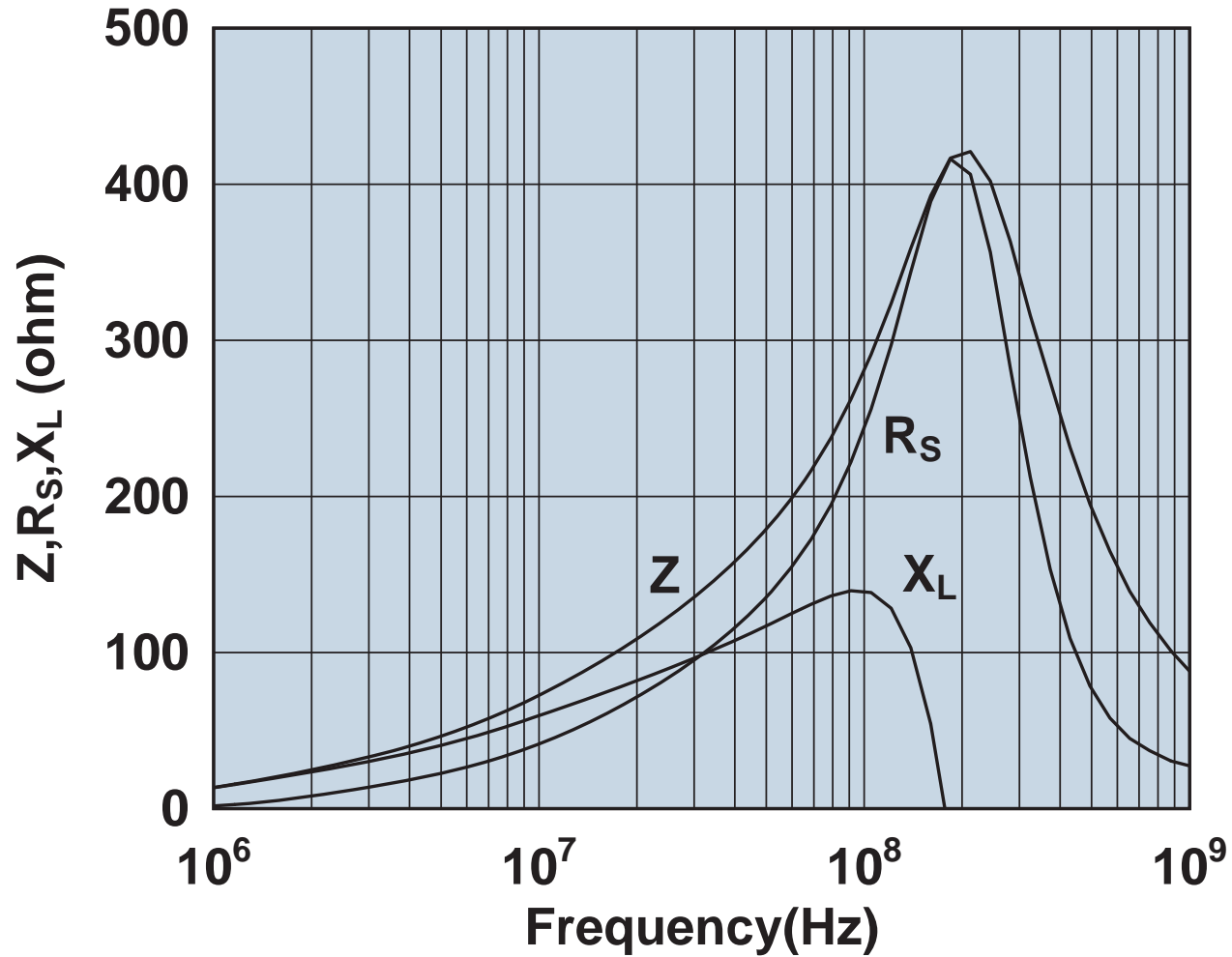
Impedance, reactance, and resistance vs. frequency.

2643166451



Impedance, reactance, and resistance vs. frequency.

2643166551



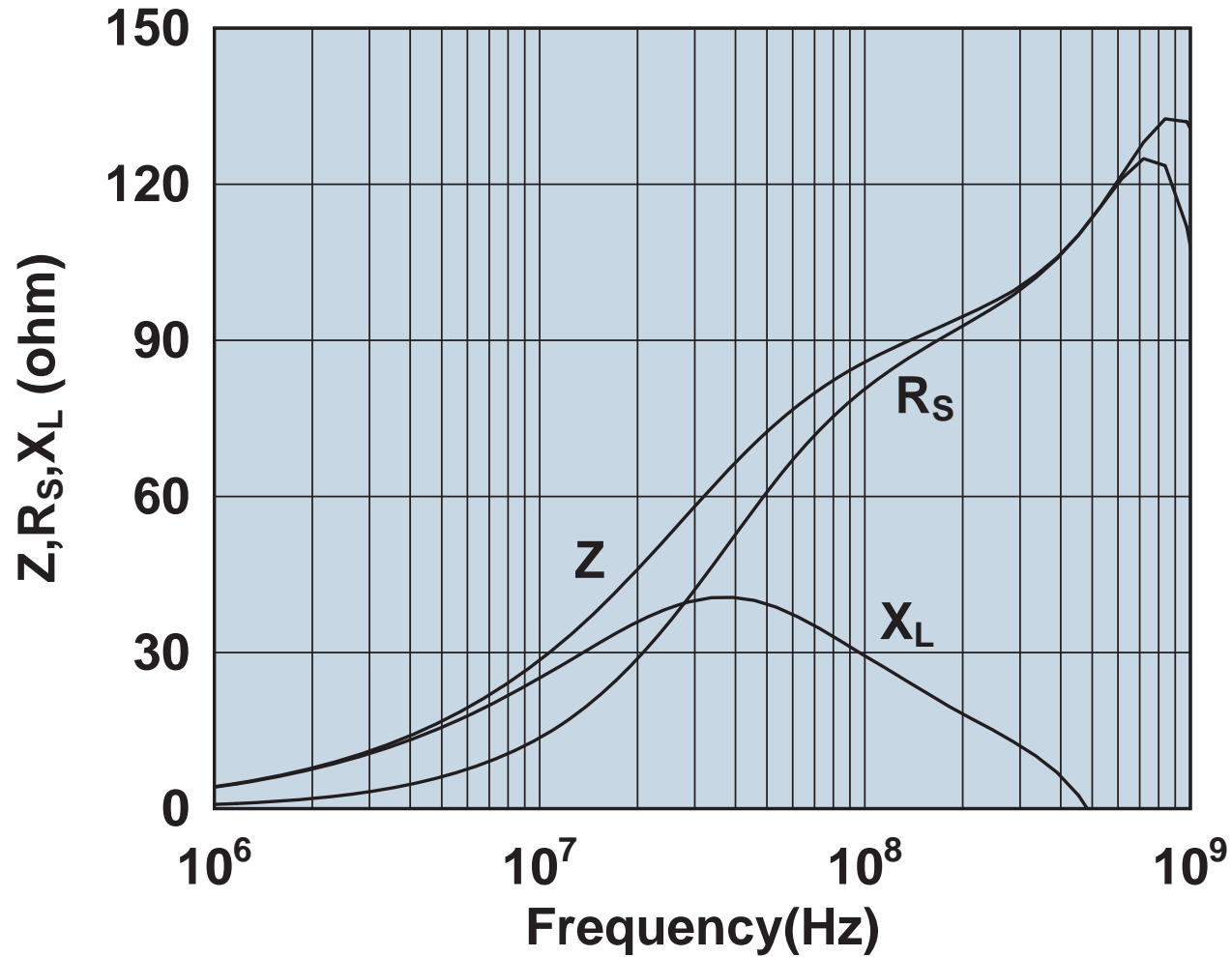
Impedance, reactance, and resistance vs. frequency.

2643166651



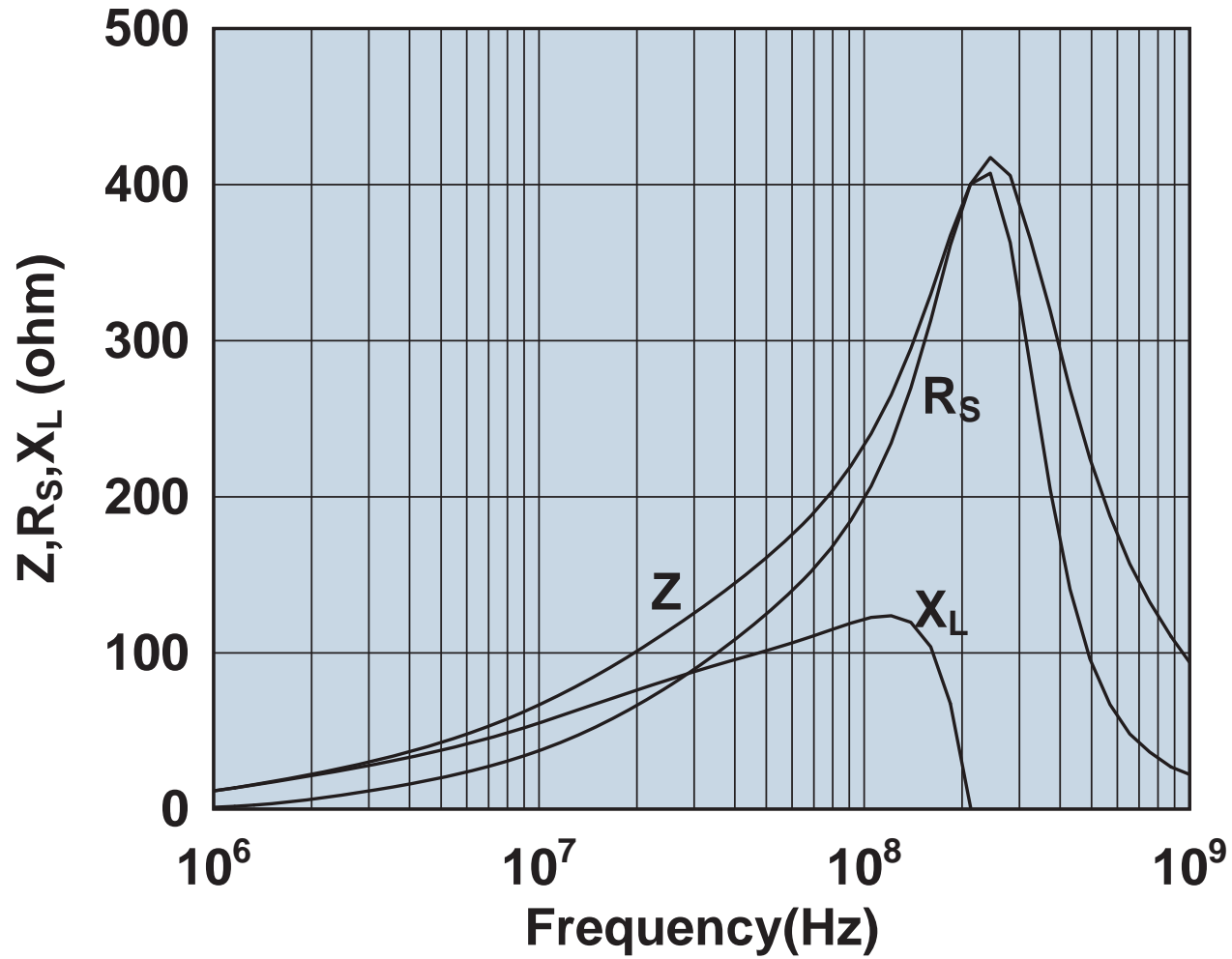
Impedance, reactance, and resistance vs. frequency.

2643166751



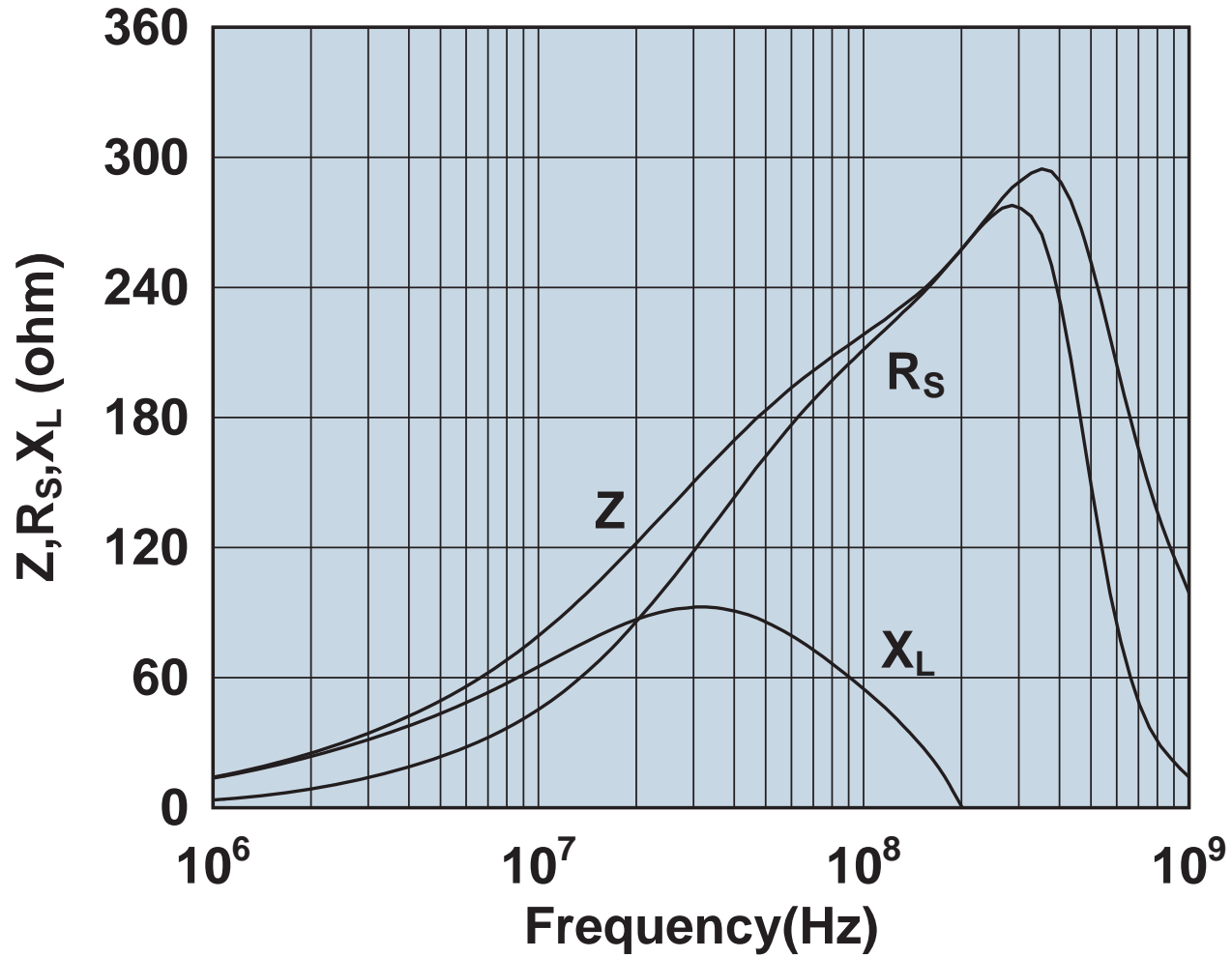
Impedance, reactance, and resistance vs. frequency.

2643166851



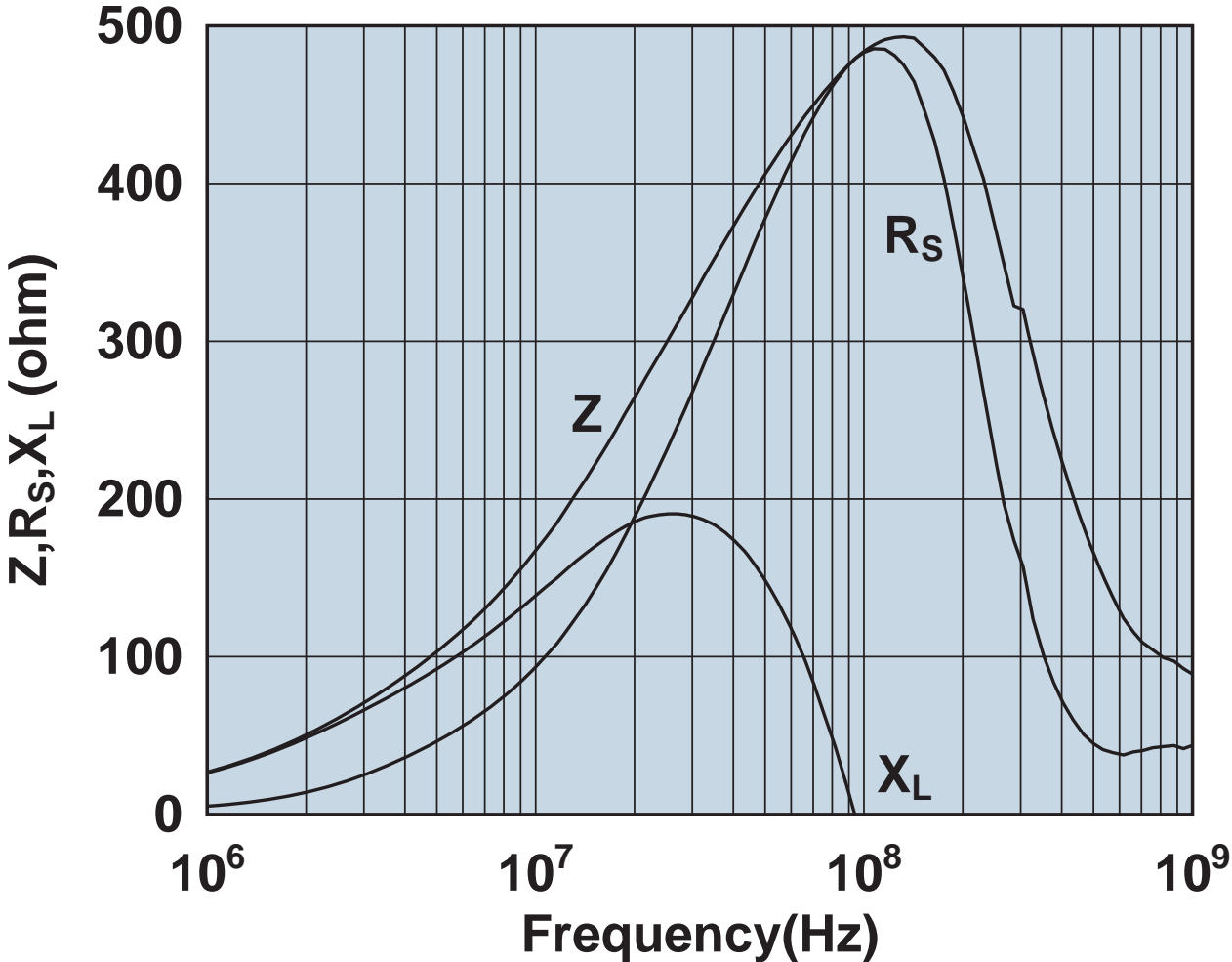
Impedance, reactance, and resistance vs. frequency.

2643167251



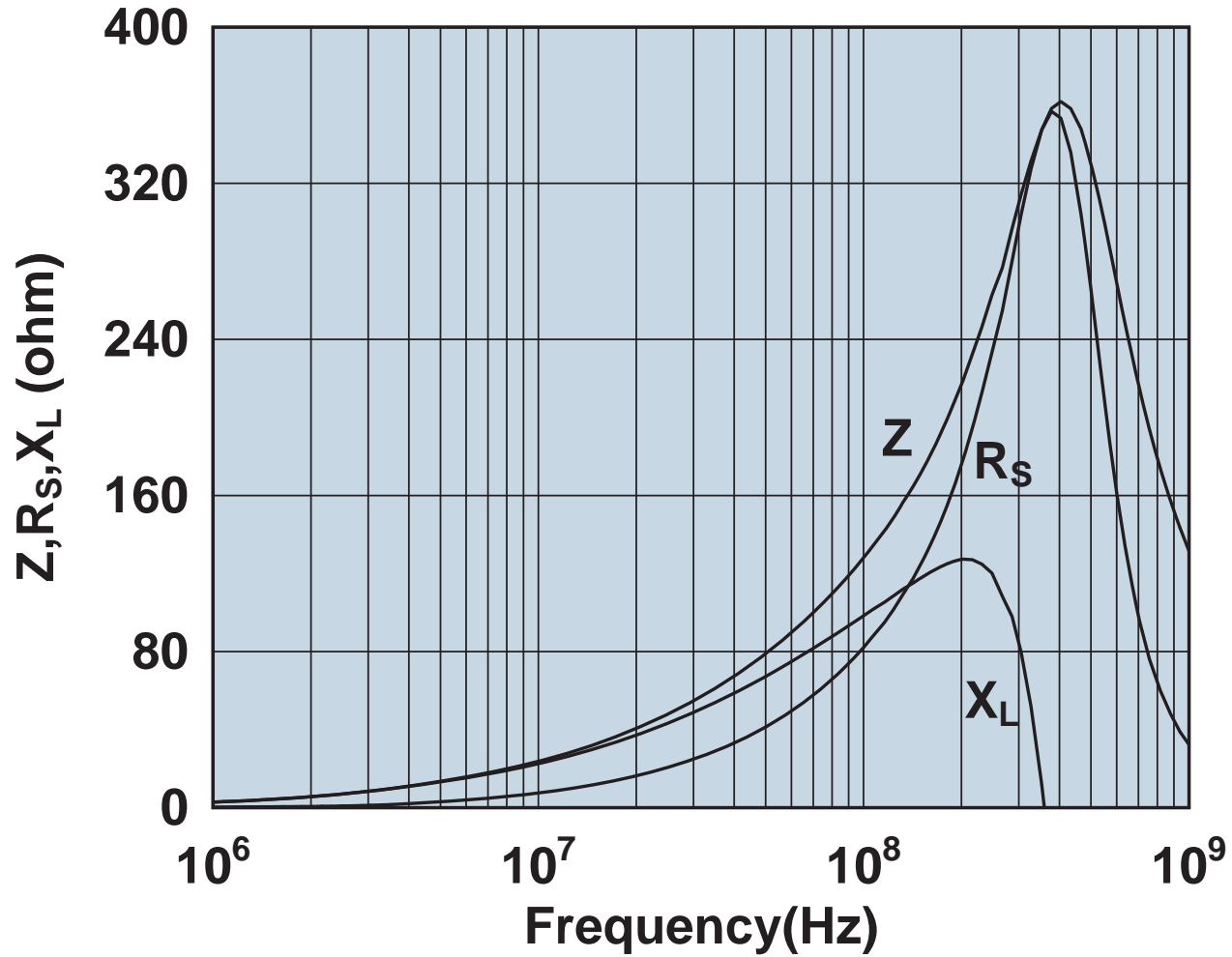
Impedance, reactance, and resistance vs. frequency.

2643167551



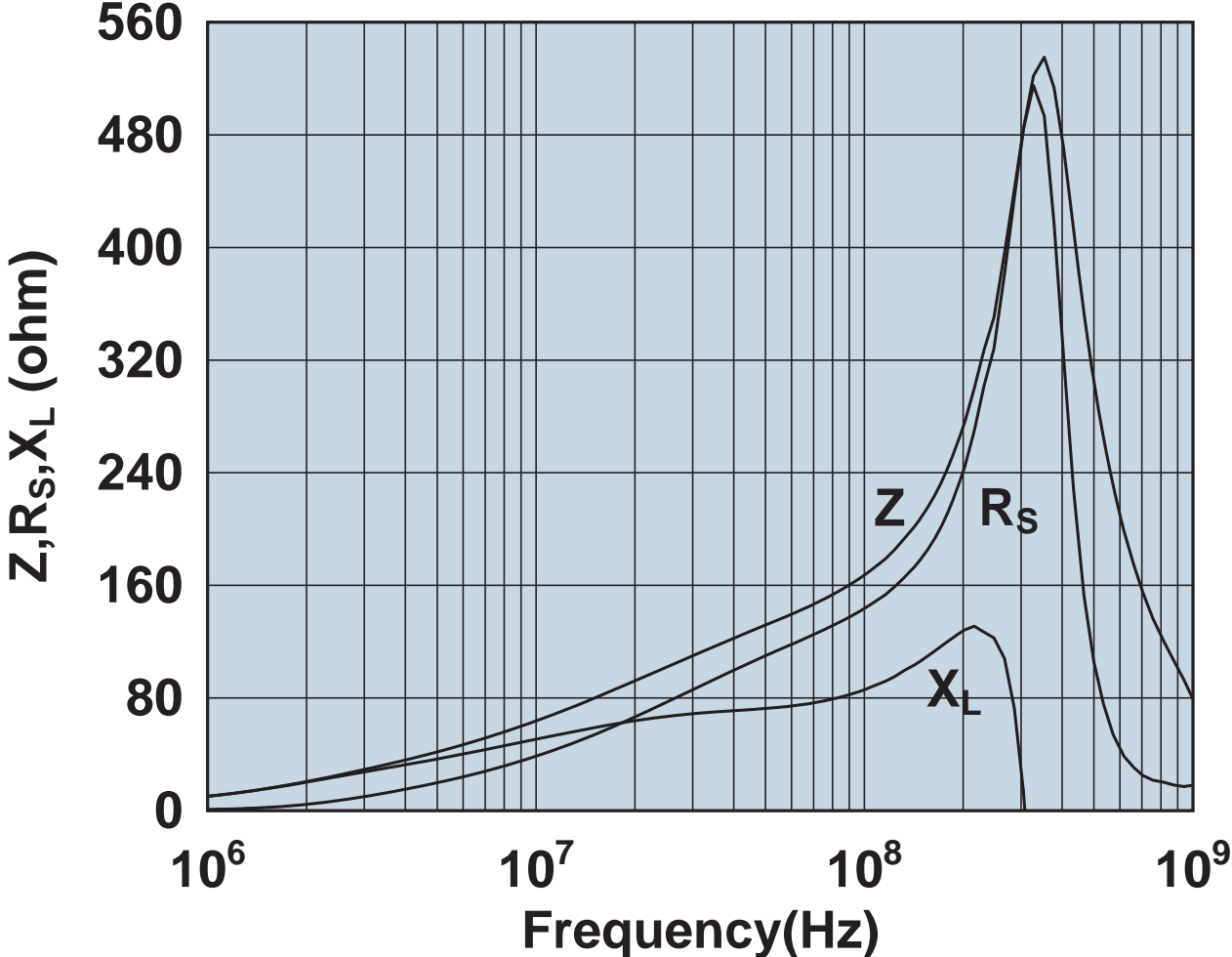
Impedance, reactance, and resistance vs. frequency.

2643167751



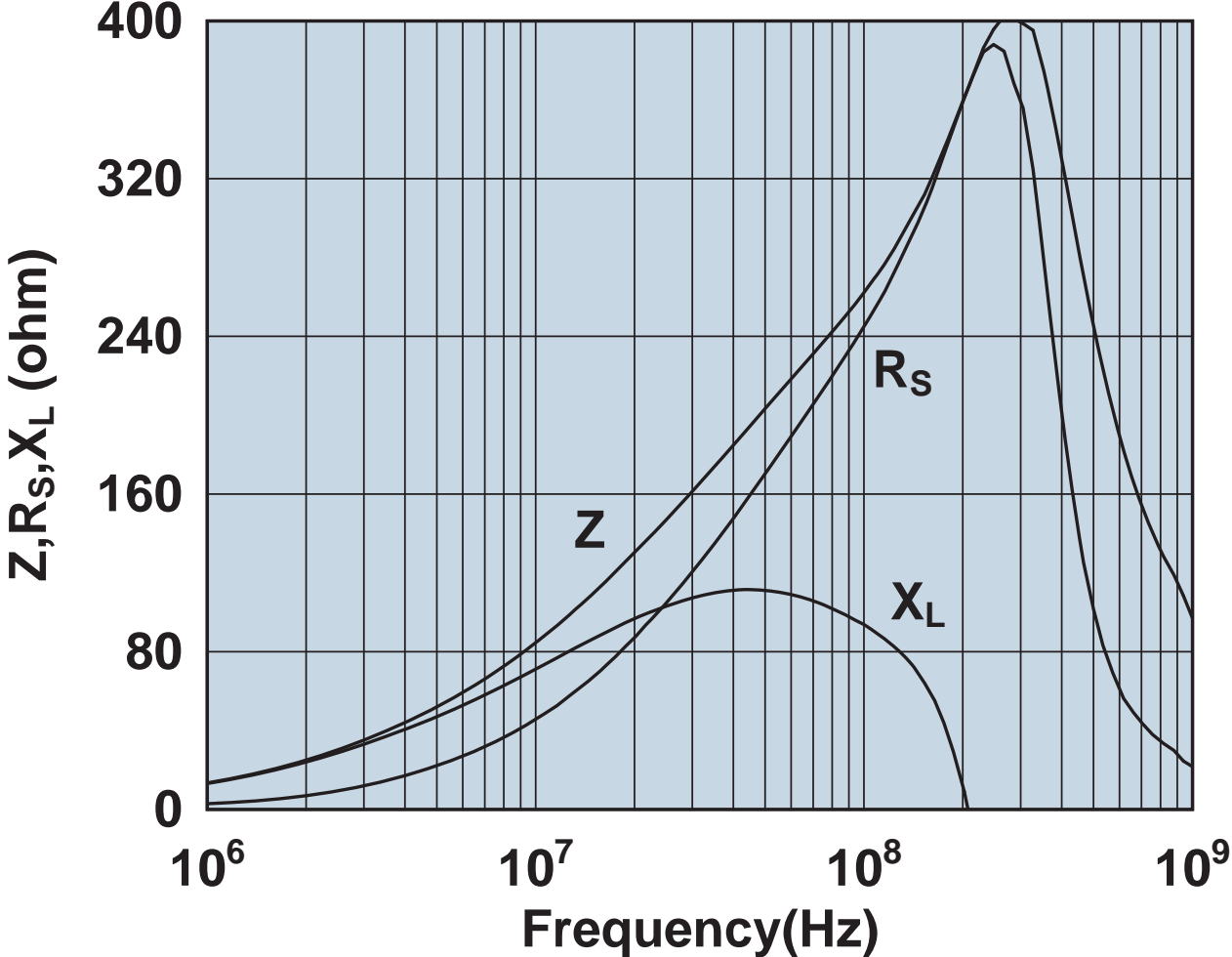
Impedance, reactance, and resistance vs. frequency.

2643167851



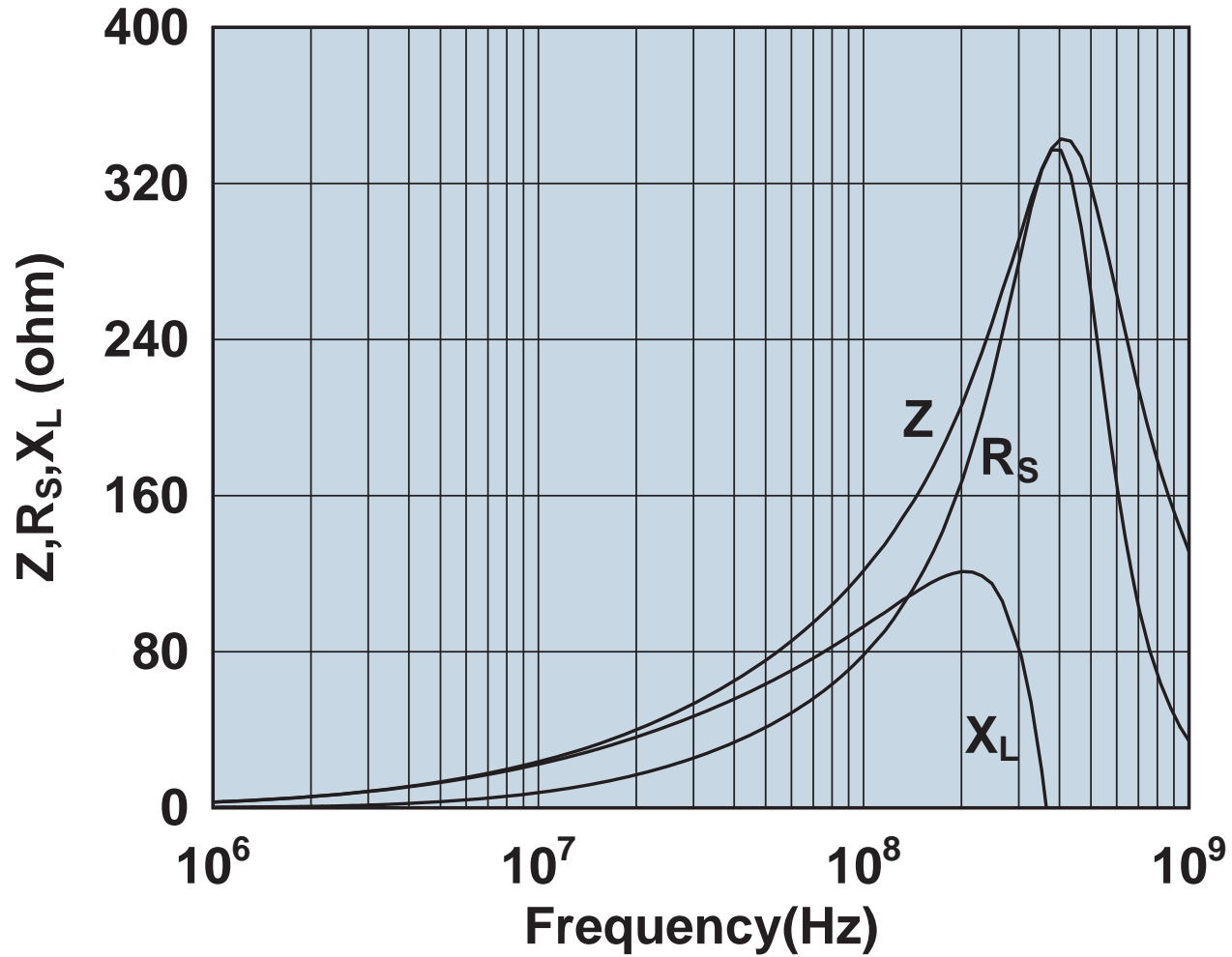
Impedance, reactance, and resistance vs. frequency.

2643168051



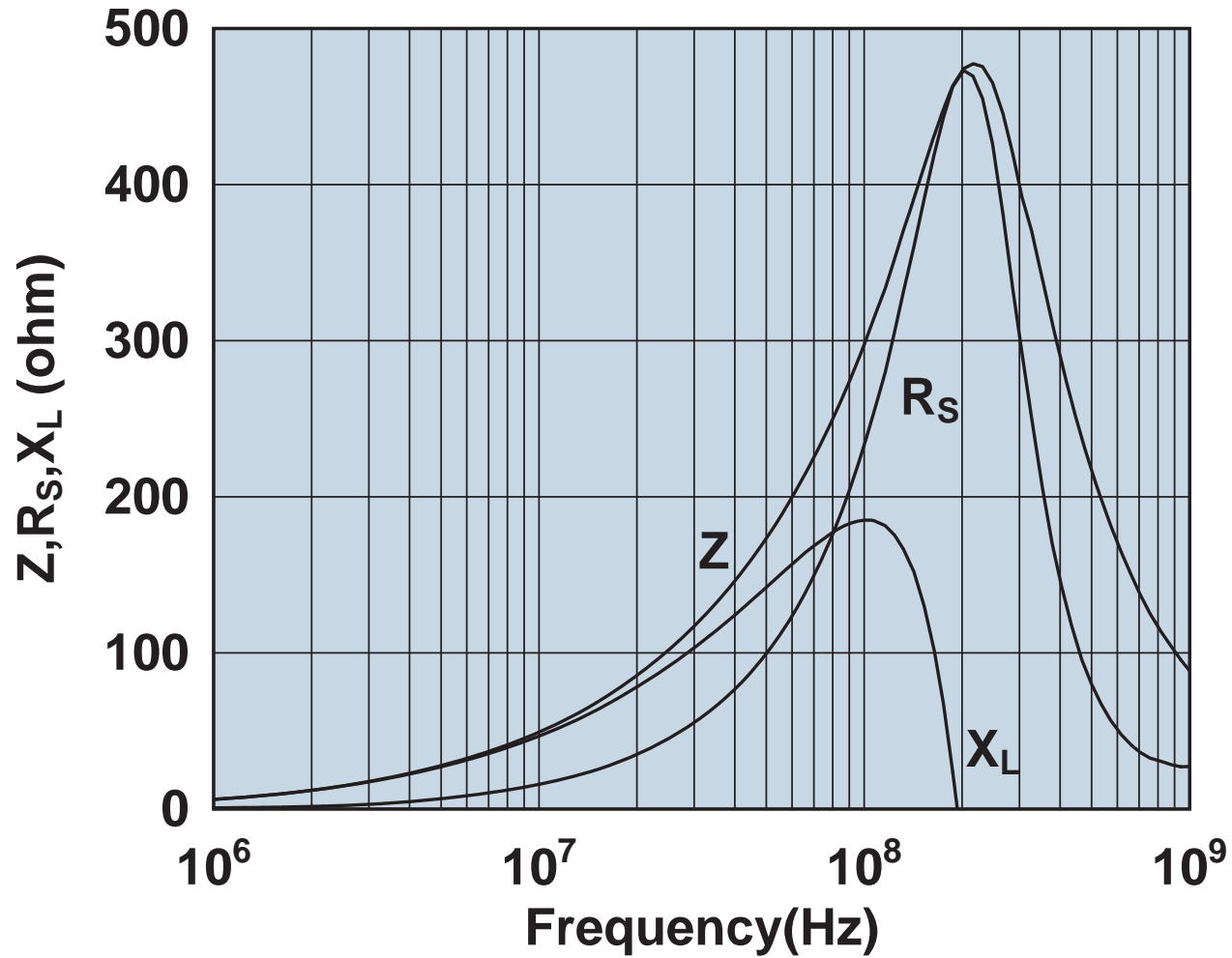
Impedance, reactance, and resistance vs. frequency.

2643168251



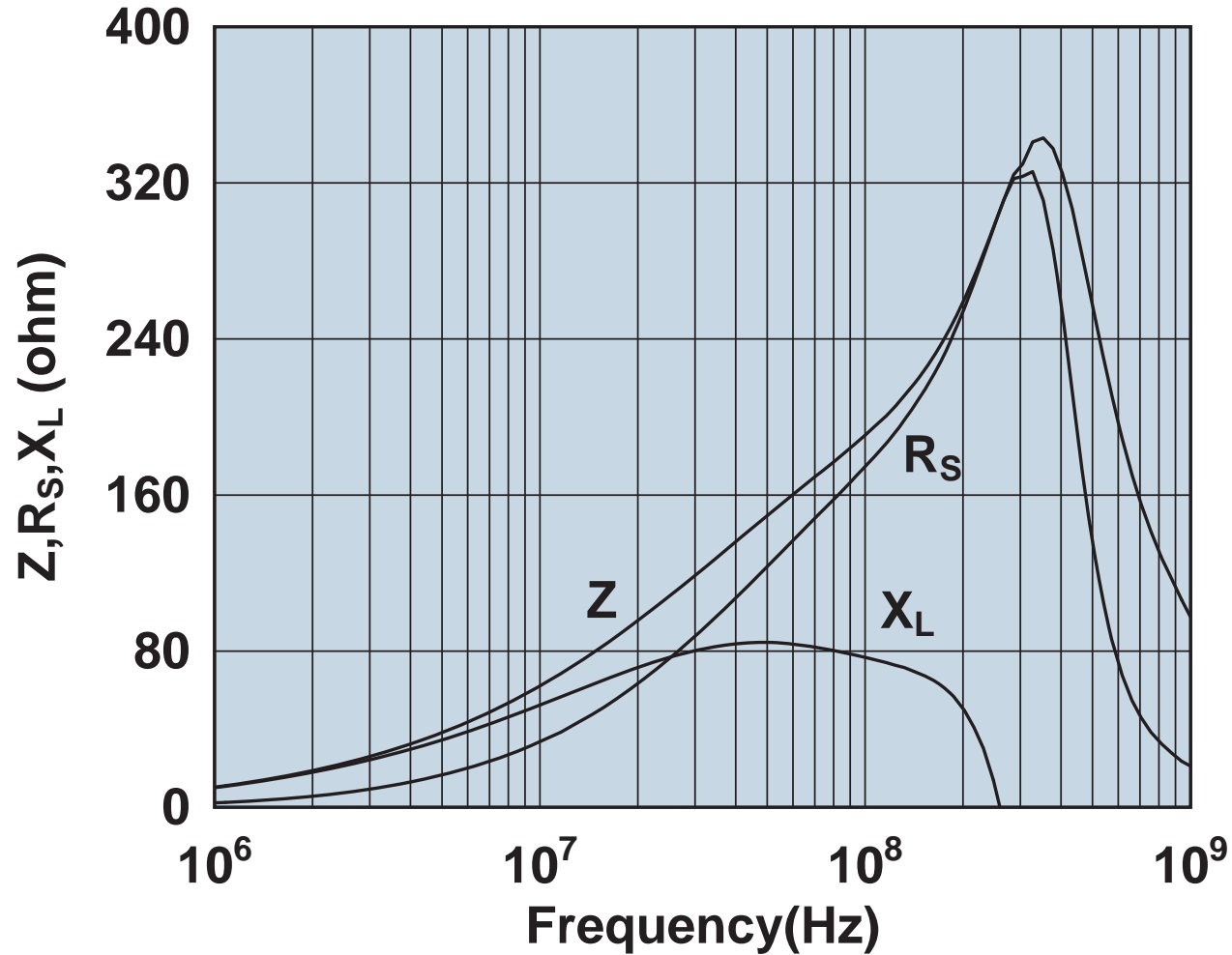
Impedance, reactance, and resistance vs. frequency.

2643168351



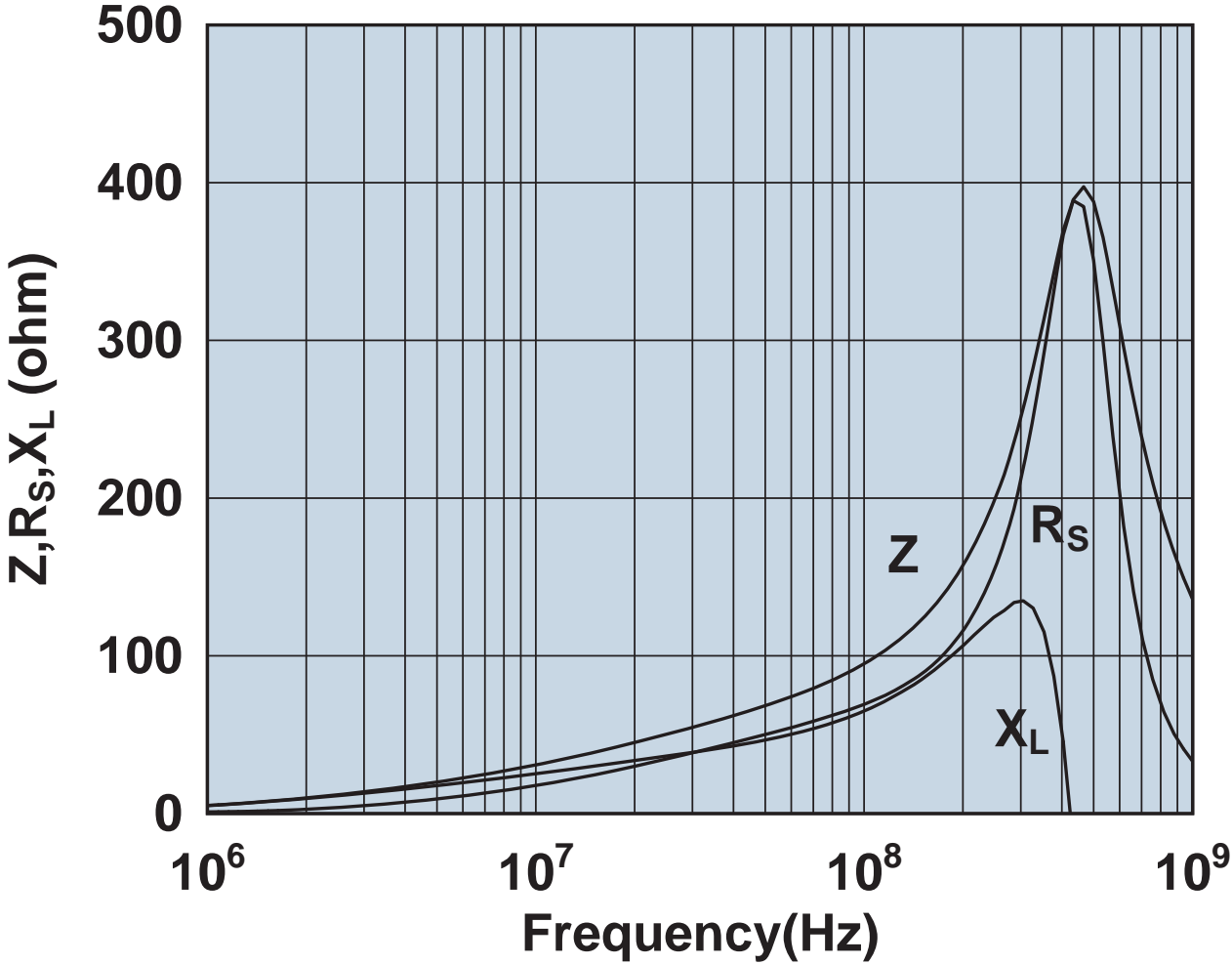
Impedance, reactance, and resistance vs. frequency.

2643168651



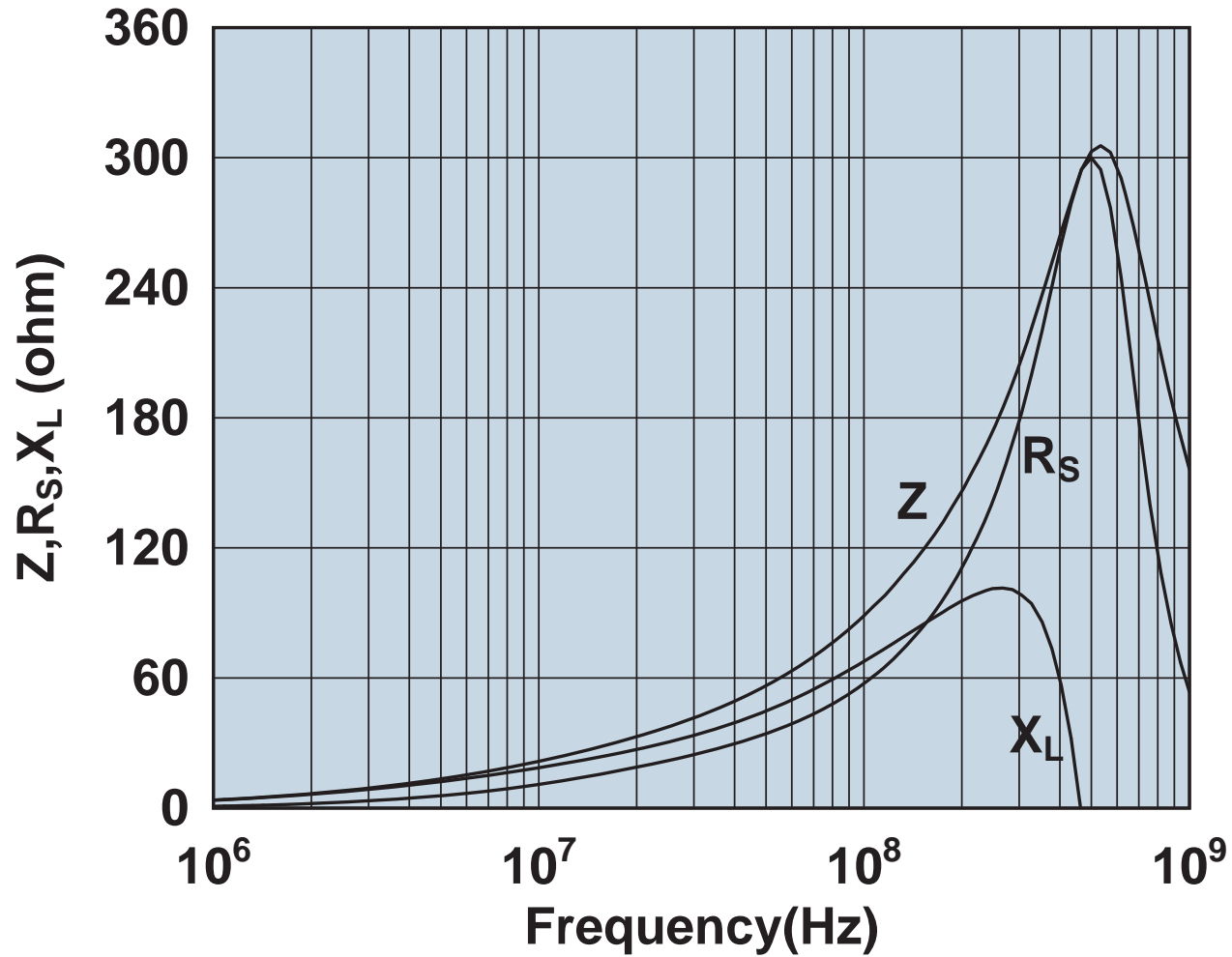
Impedance, reactance, and resistance vs. frequency.

2643168751



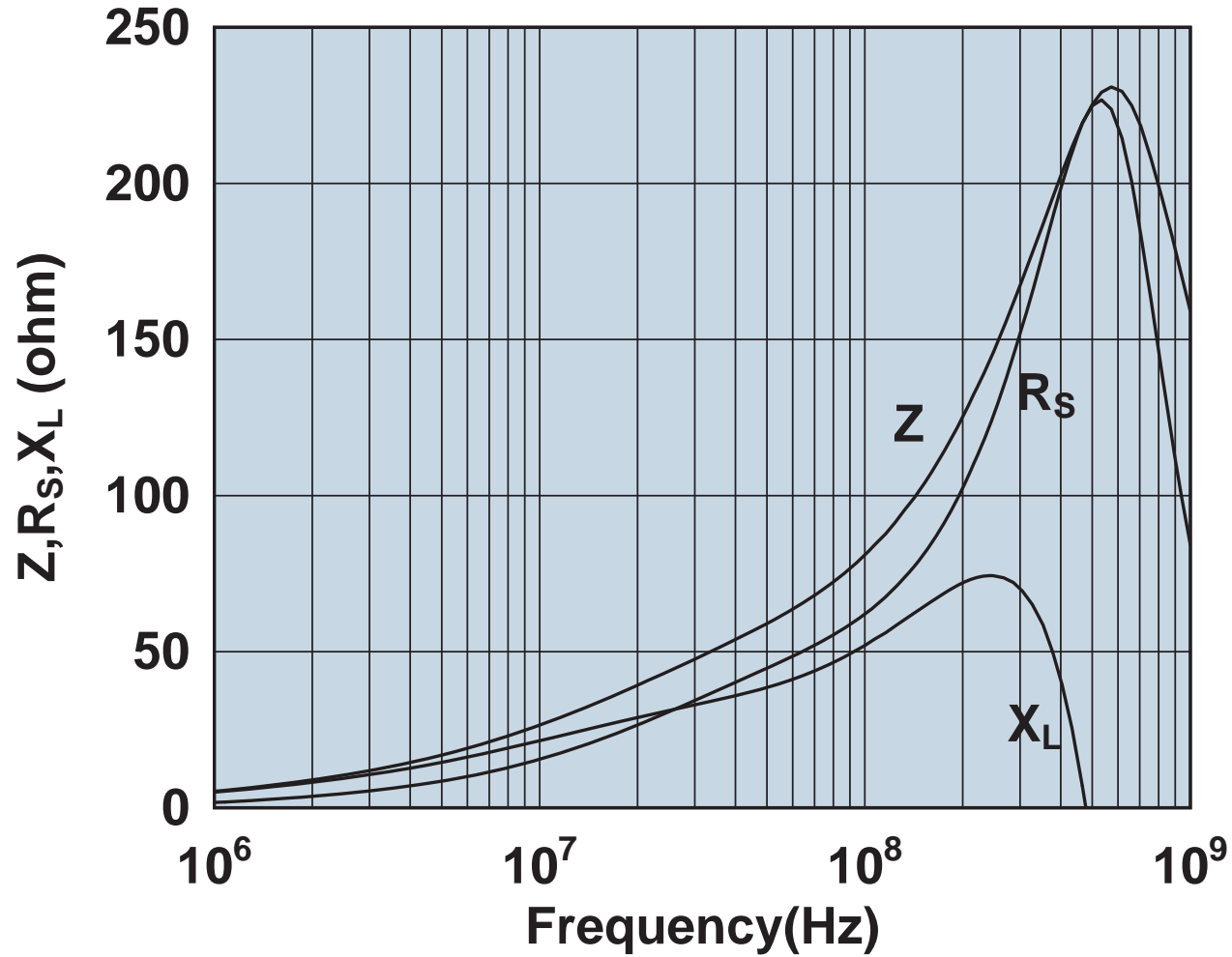
Impedance, reactance, and resistance vs. frequency.

2643169351



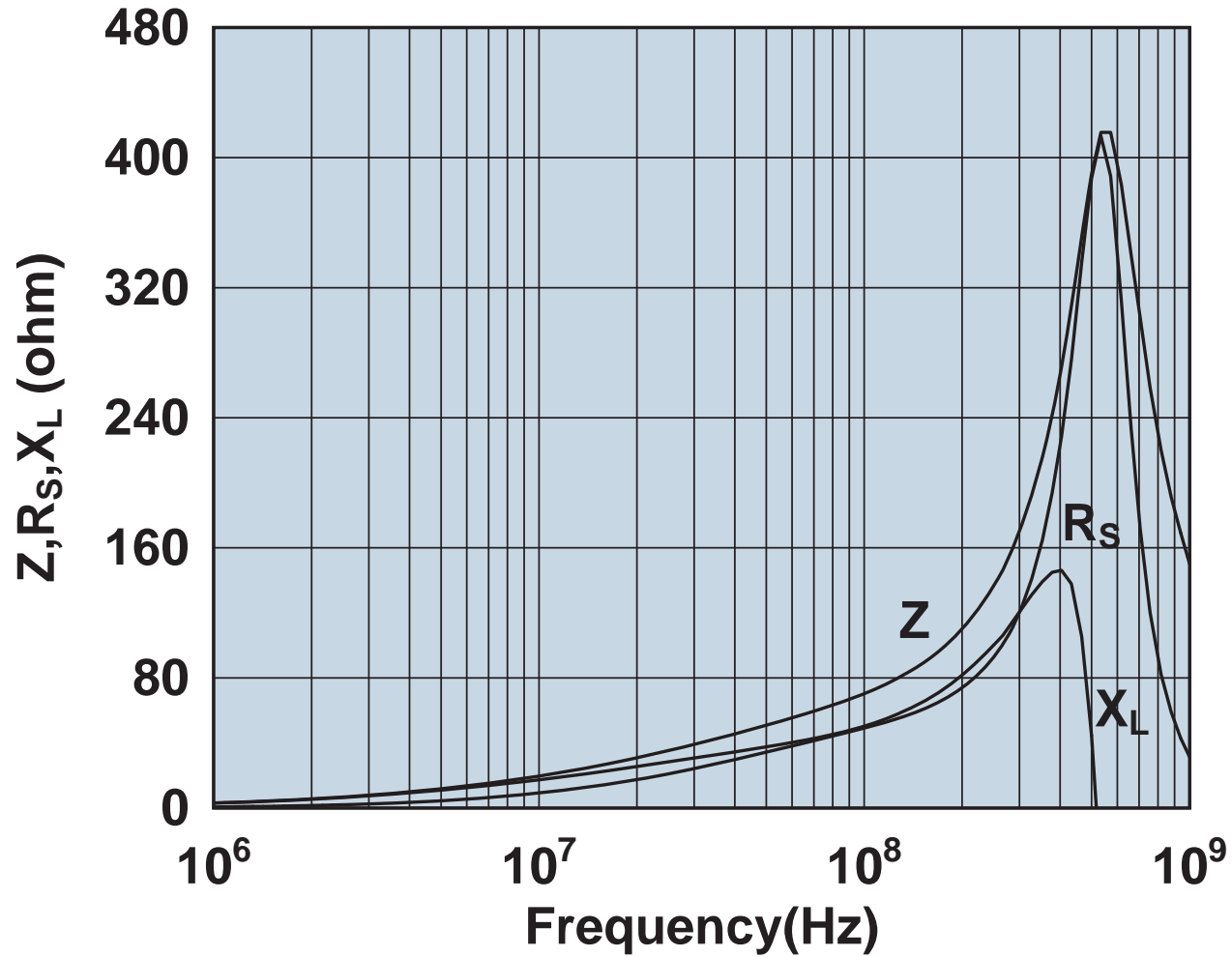
Impedance, reactance, and resistance vs. frequency.

2643169552



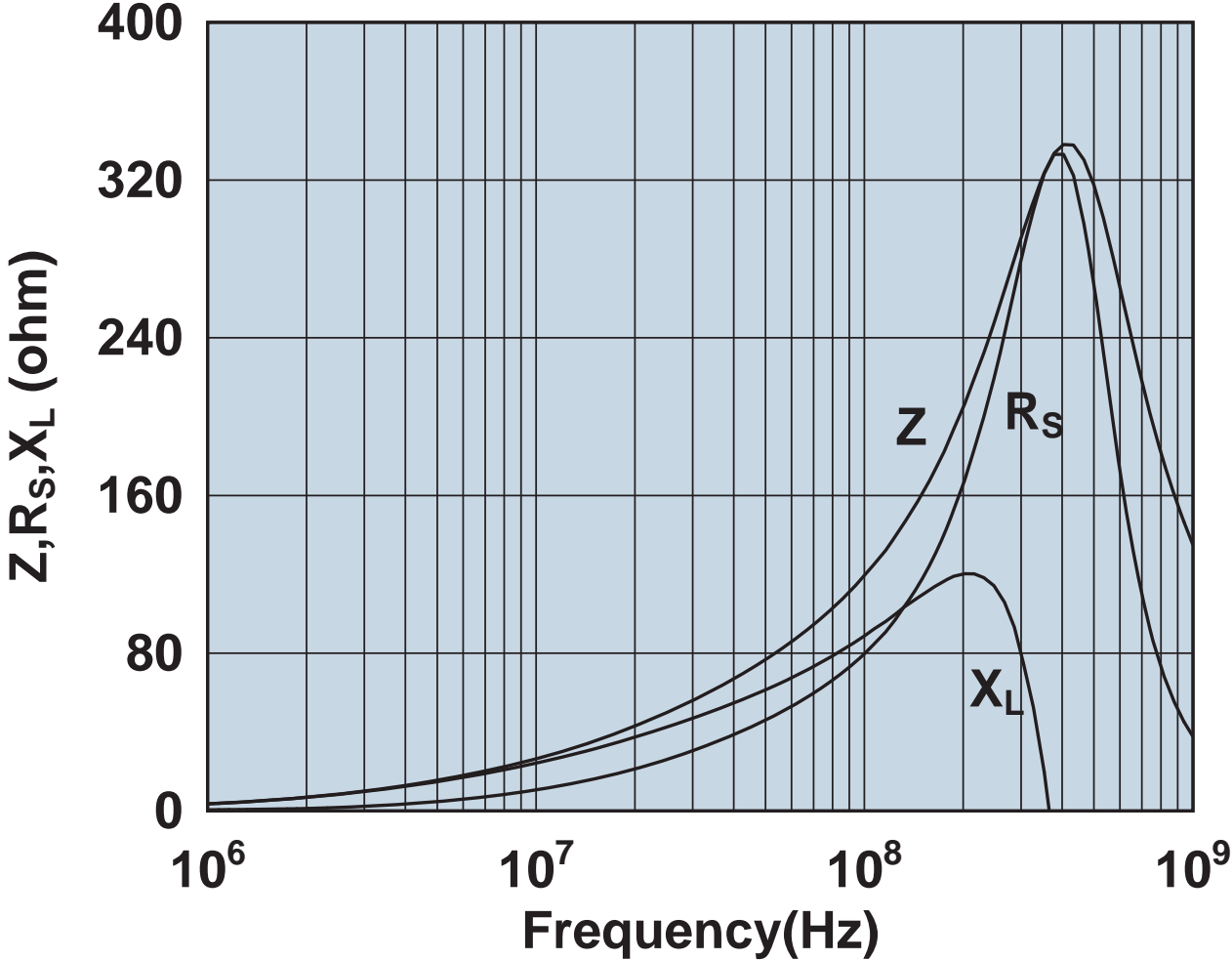
Impedance, reactance, and resistance vs. frequency.

2643170251



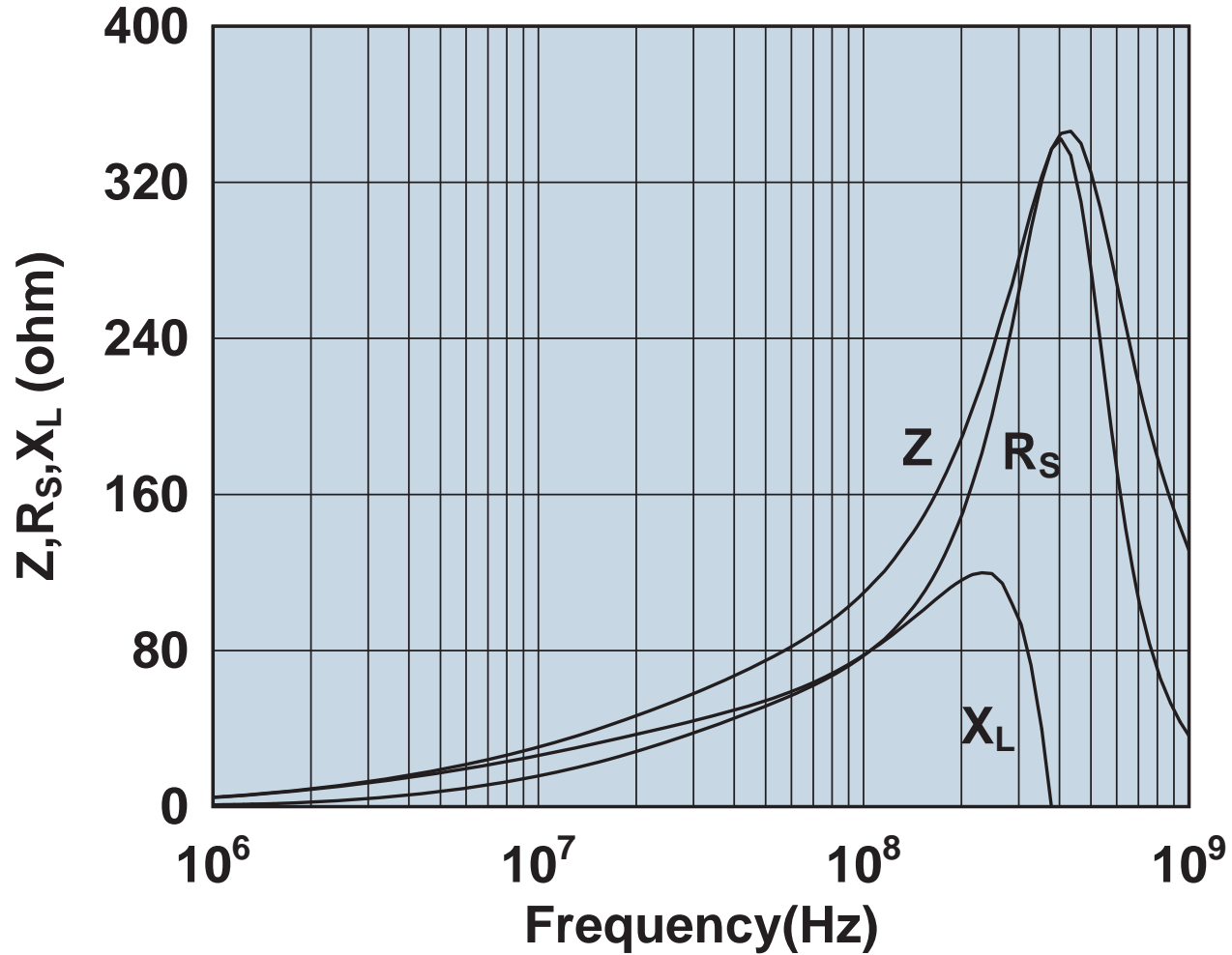
Impedance, reactance, and resistance vs. frequency.

2643170951



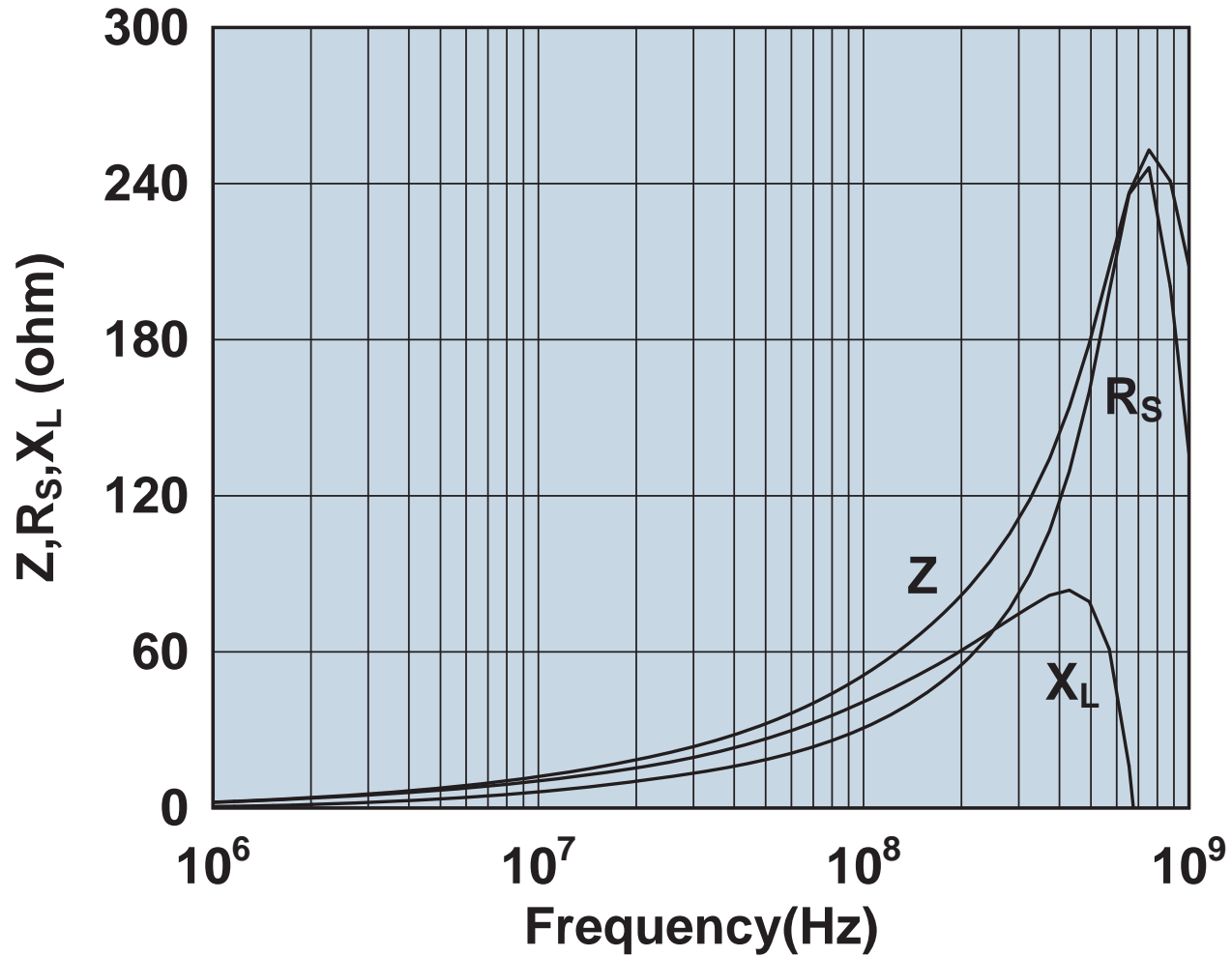
Impedance, reactance, and resistance vs. frequency.

2643171051



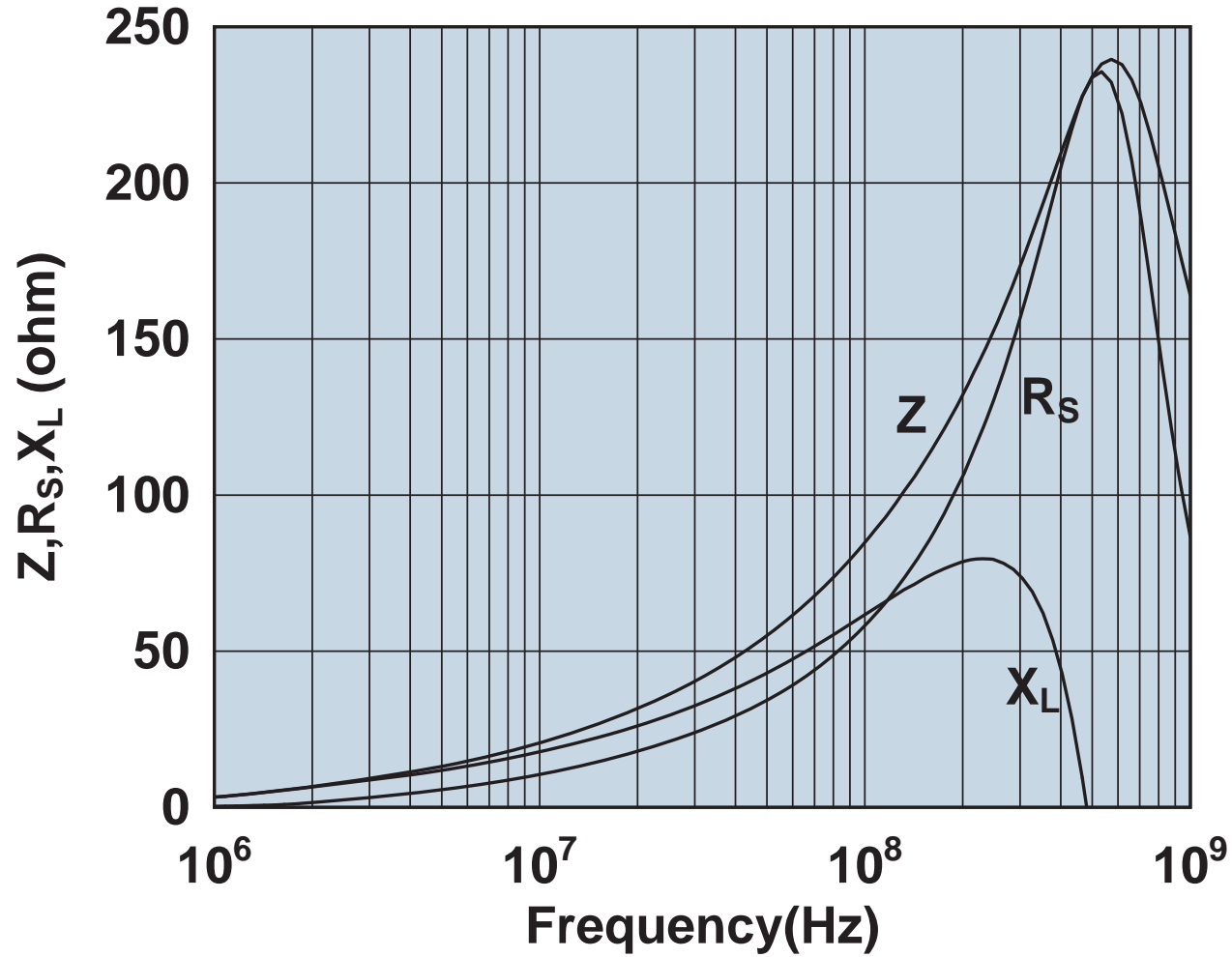
Impedance, reactance, and resistance vs. frequency.

2643172551



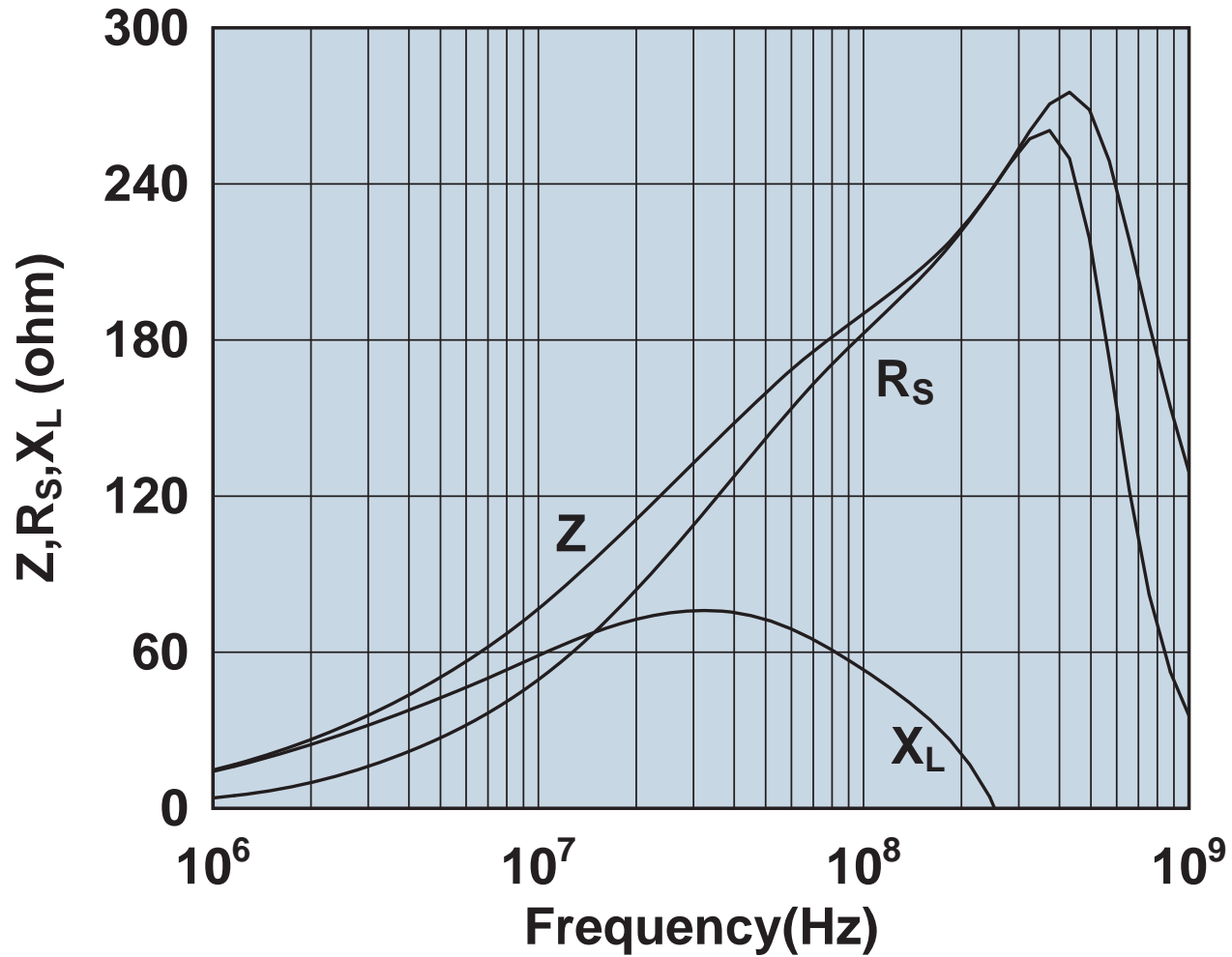
Impedance, reactance, and resistance vs. frequency.

2643173351



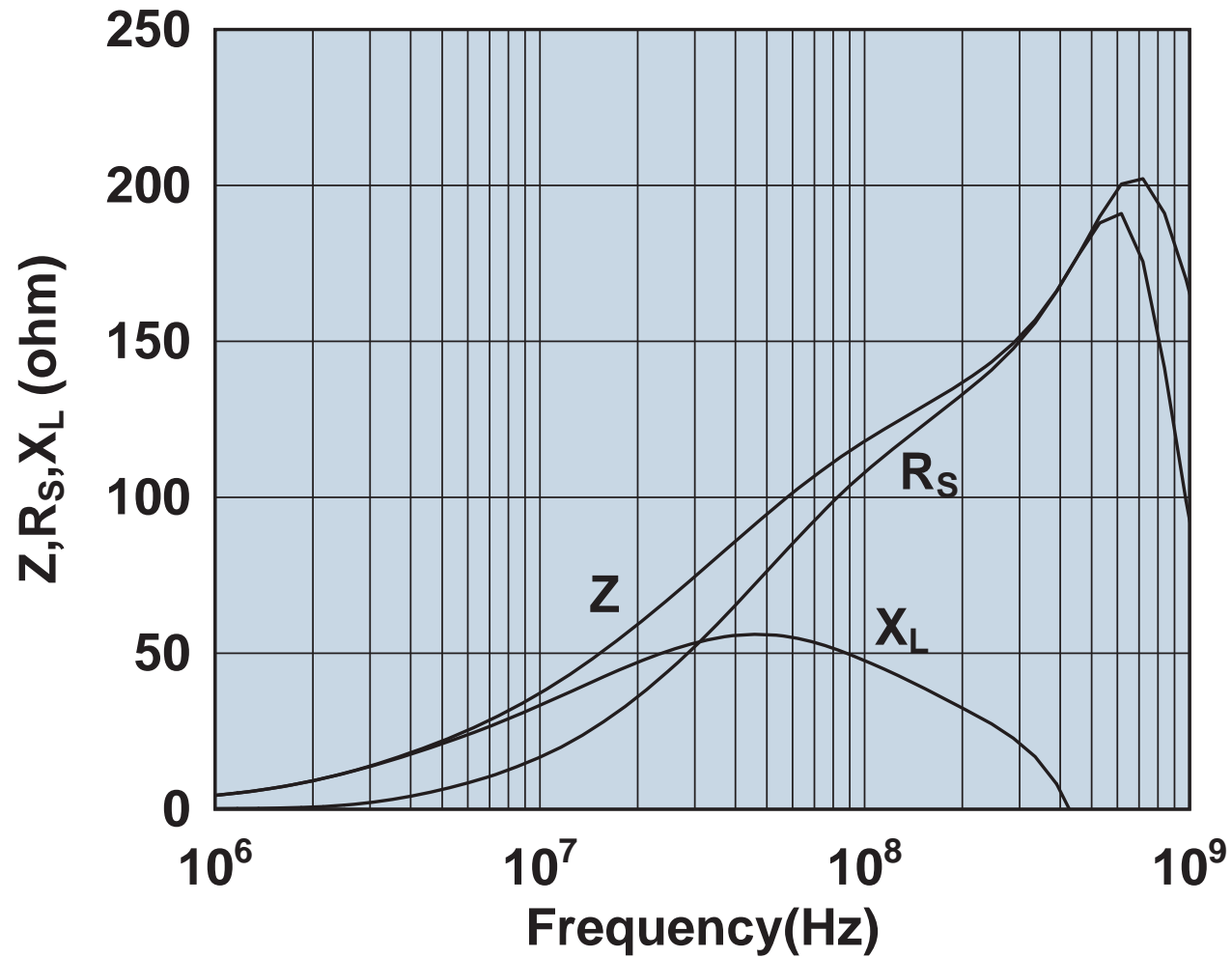
Impedance, reactance, and resistance vs. frequency.

2643175451



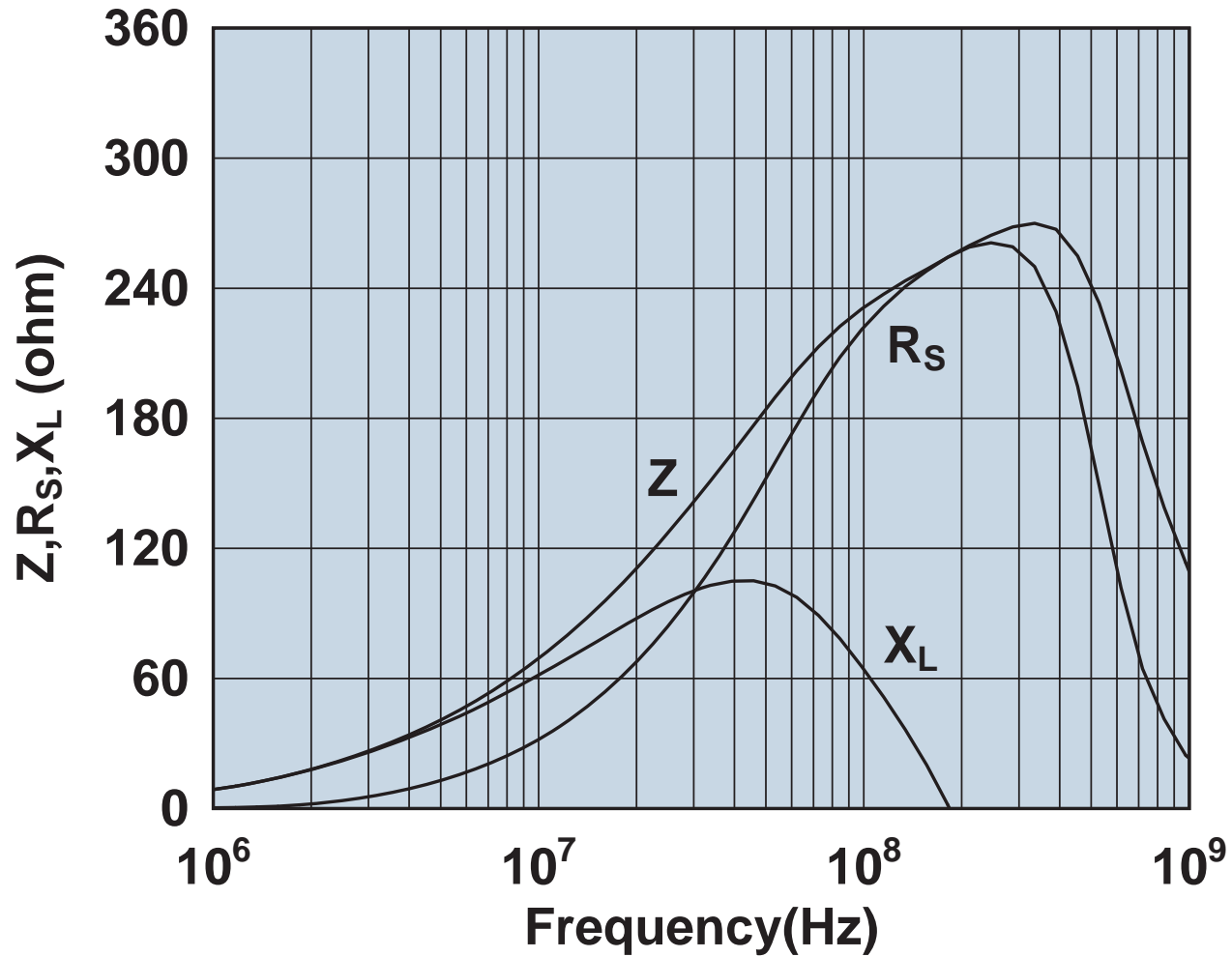
Impedance, reactance, and resistance vs. frequency.

2643178181



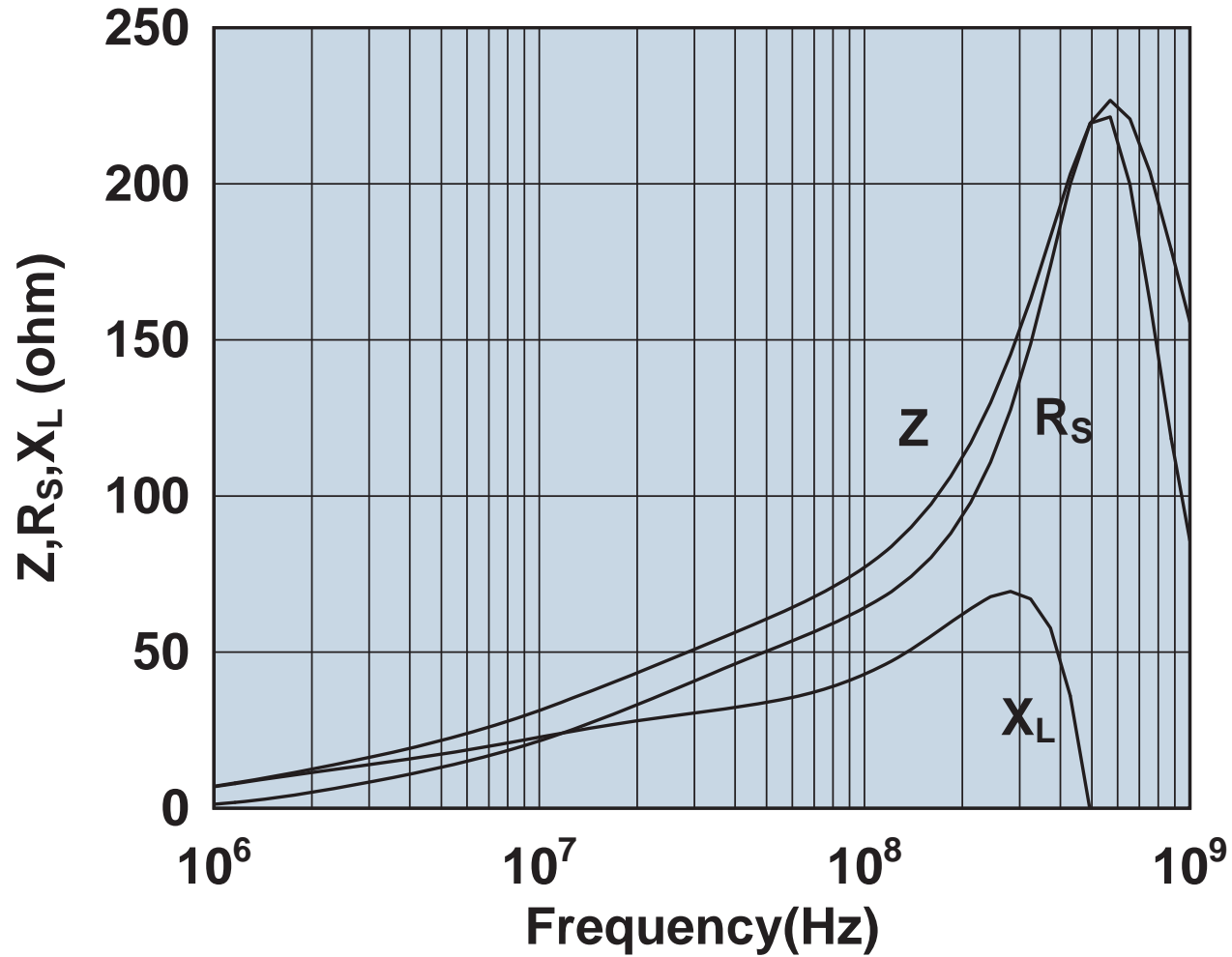
Impedance, reactance, and resistance vs. frequency.

2643178281



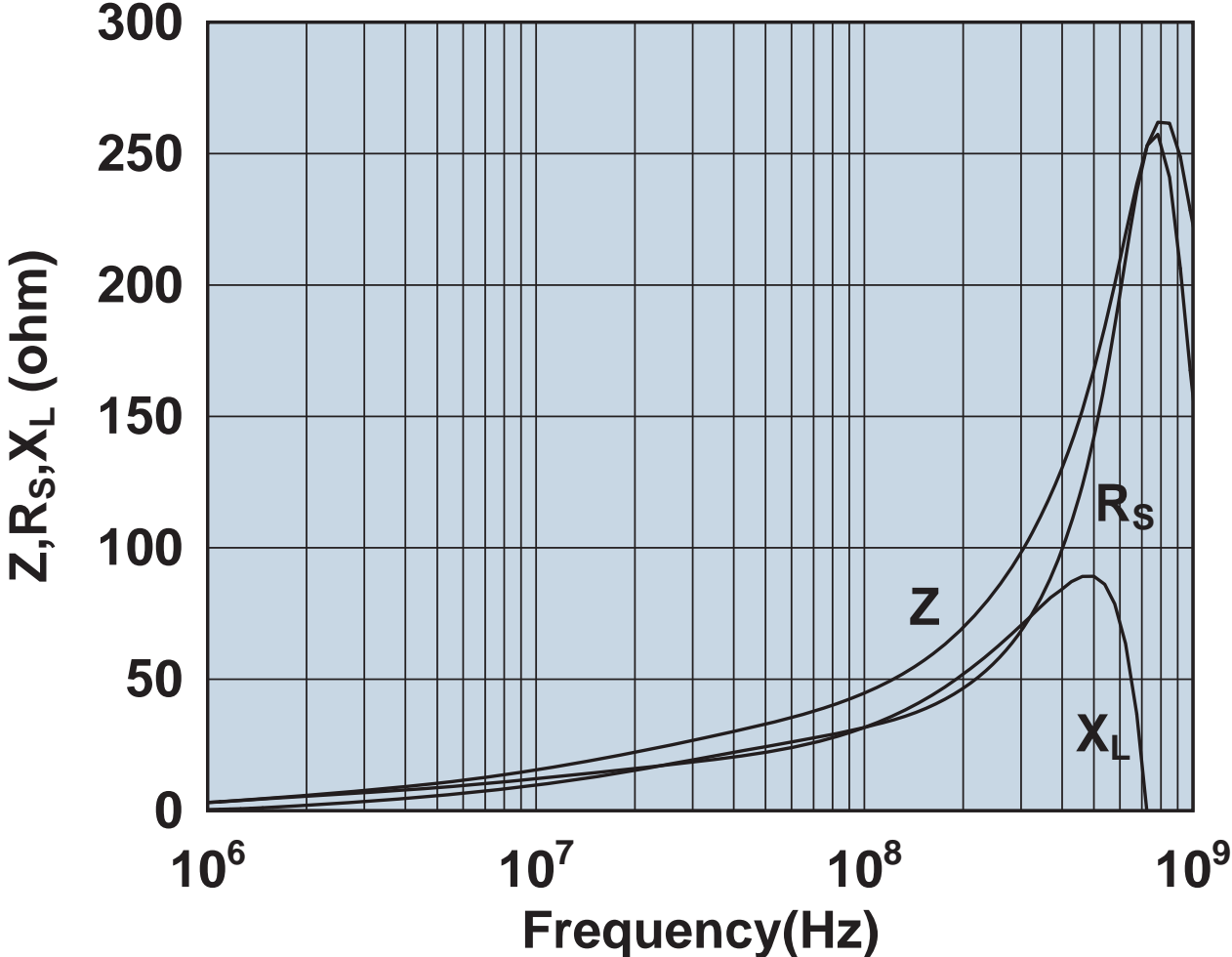
Impedance, reactance, and resistance vs. frequency.

2643178351



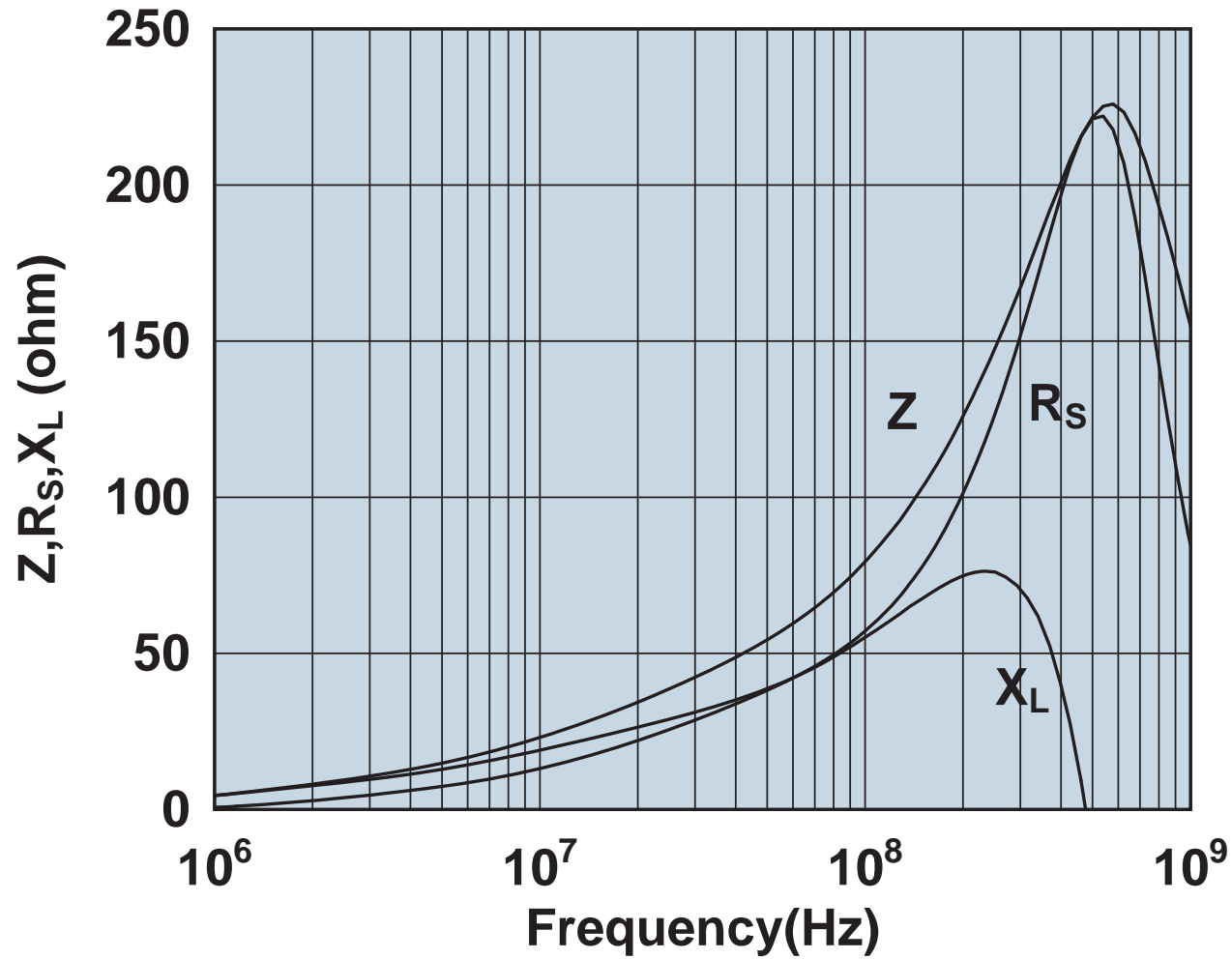
Impedance, reactance, and resistance vs. frequency.

2643178451



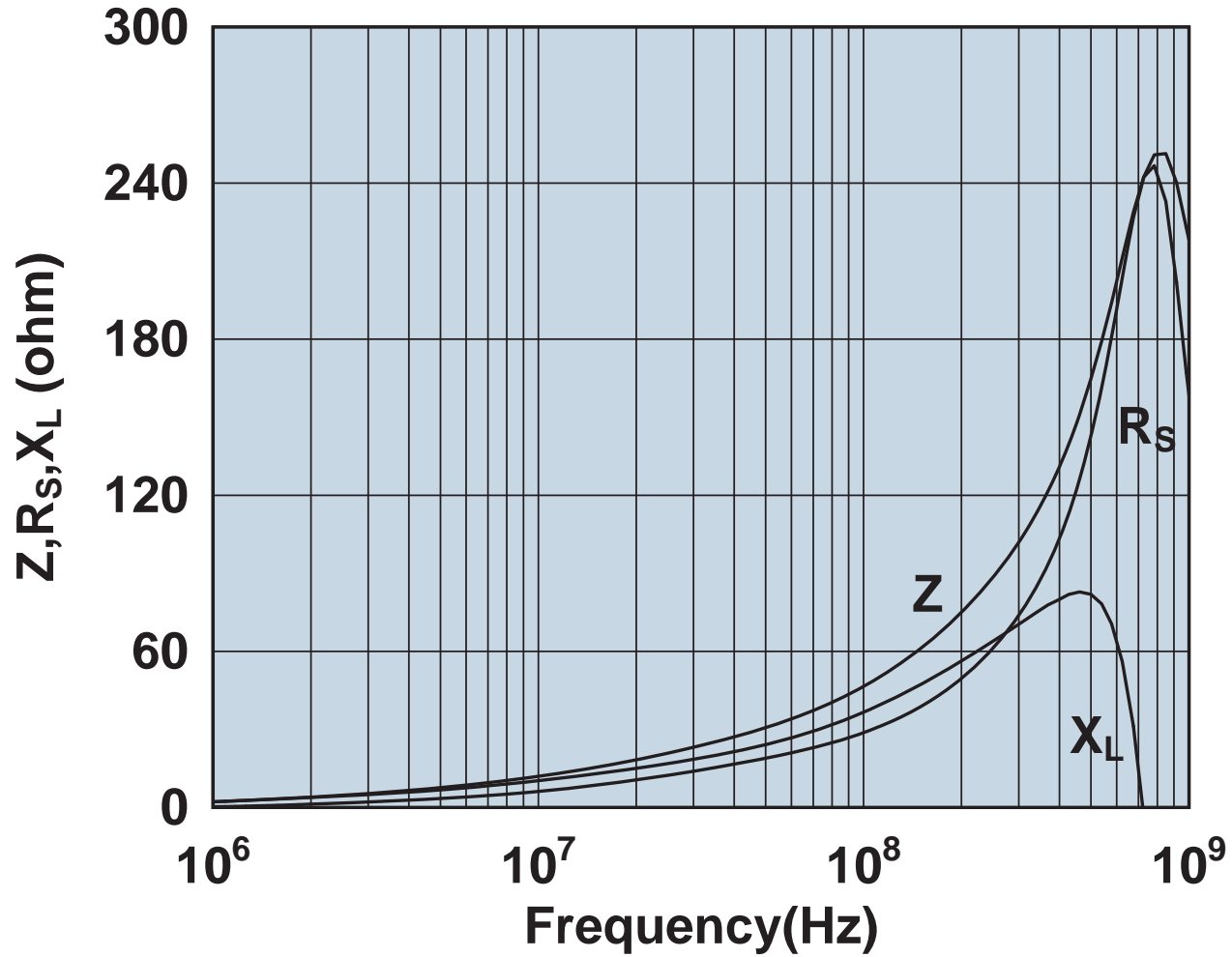
Impedance, reactance, and resistance vs. frequency.

2643178551



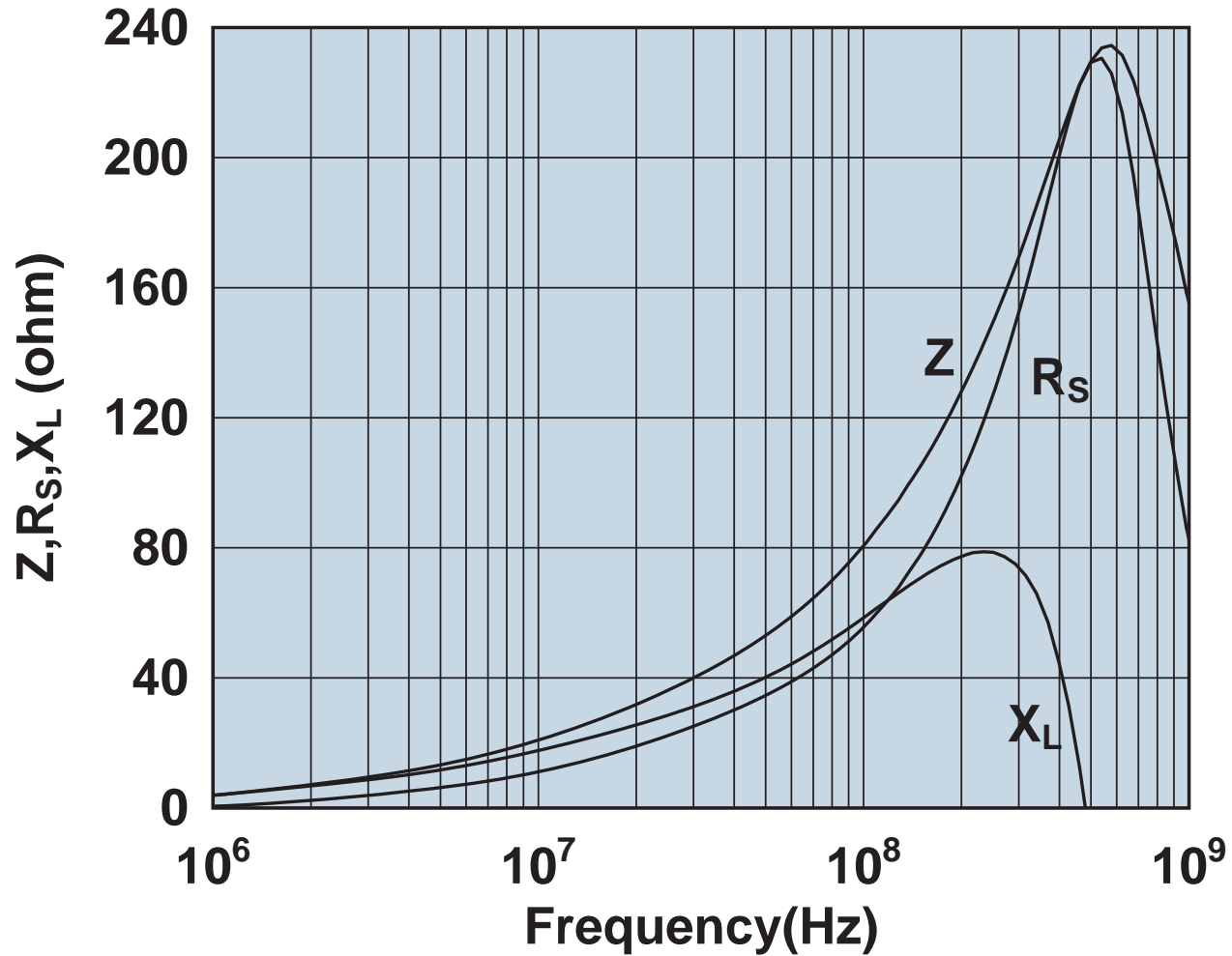
Impedance, reactance, and resistance vs. frequency.

2643178651



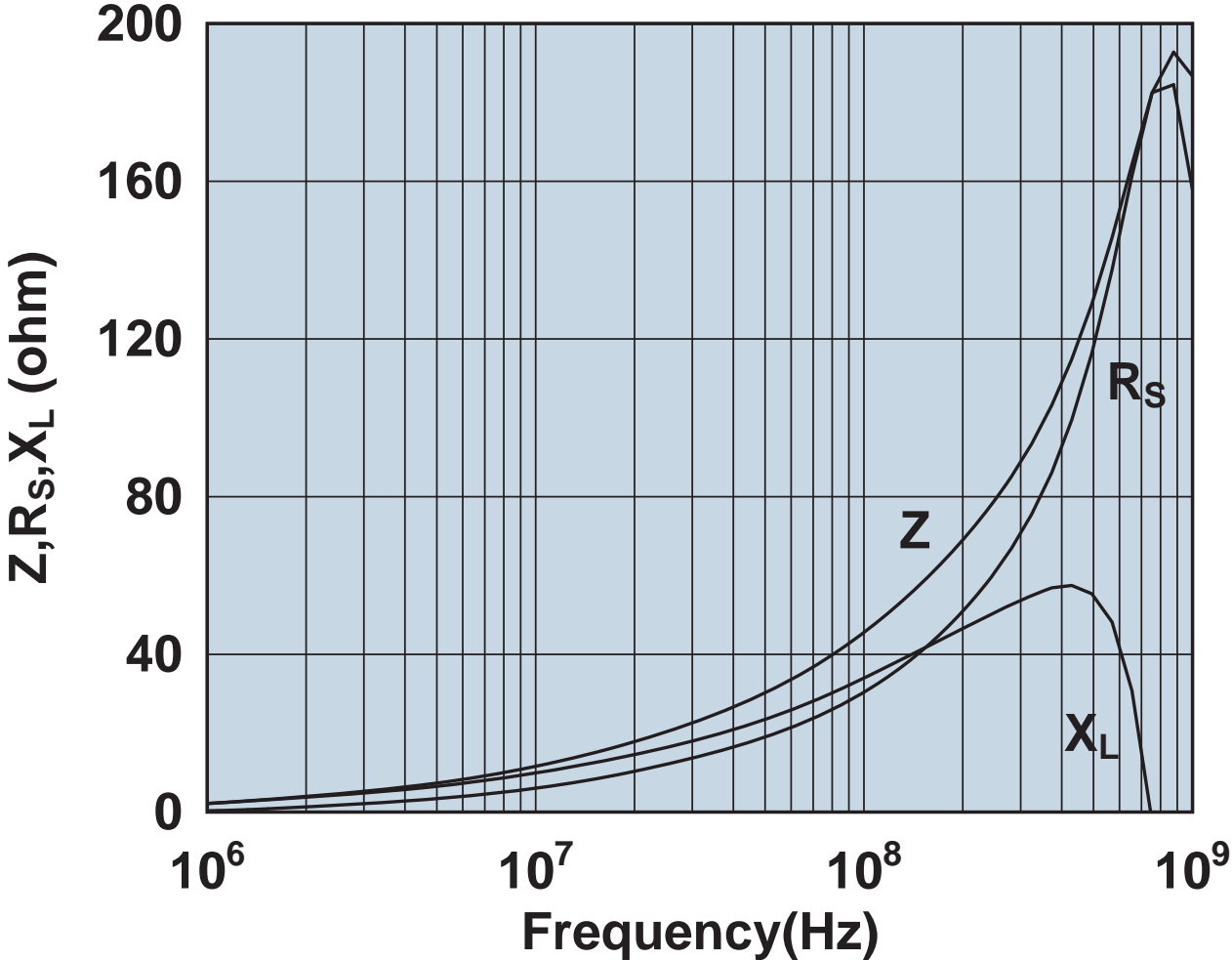
Impedance, reactance, and resistance vs. frequency.

2643178751



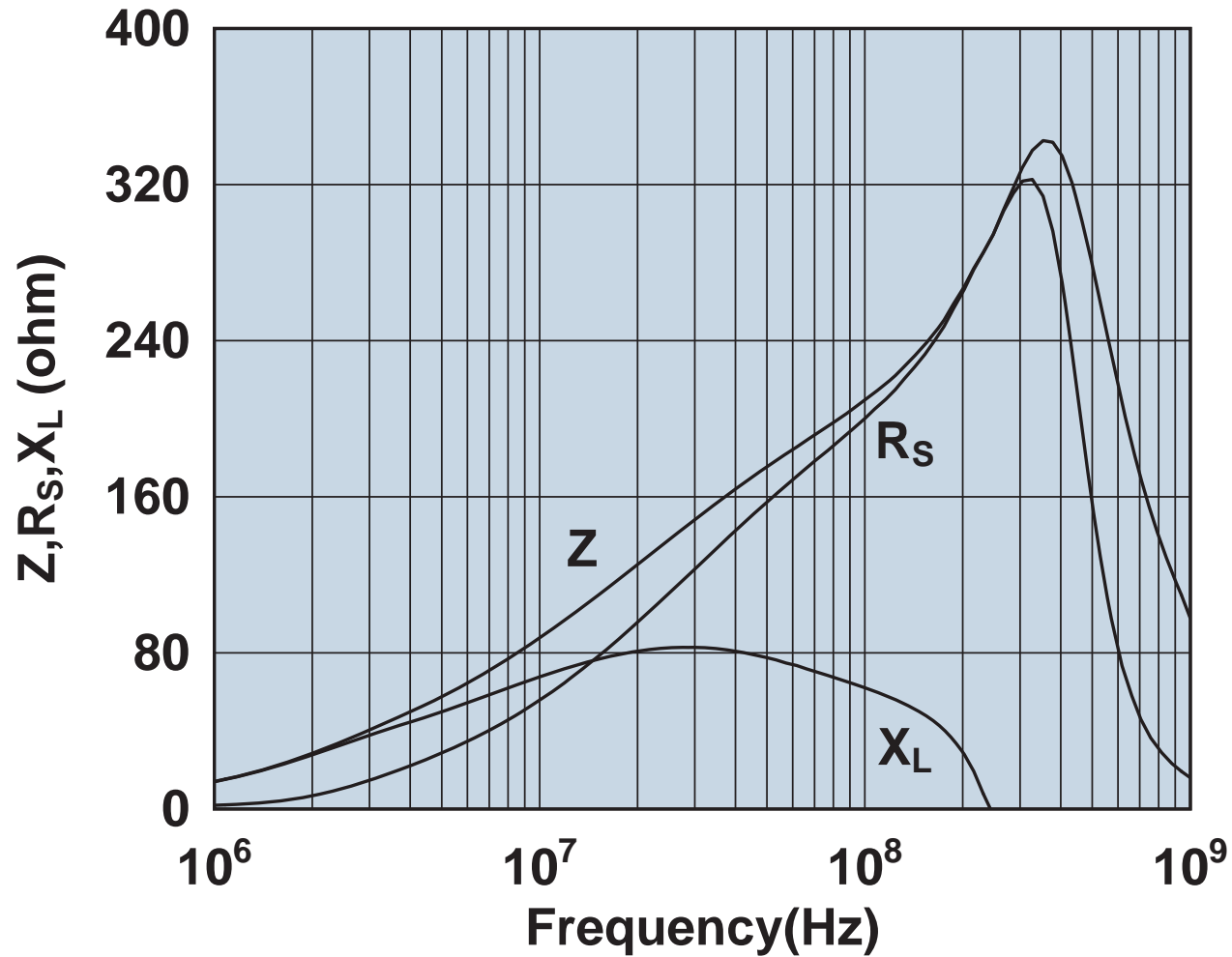
Impedance, reactance, and resistance vs. frequency.

2643178851



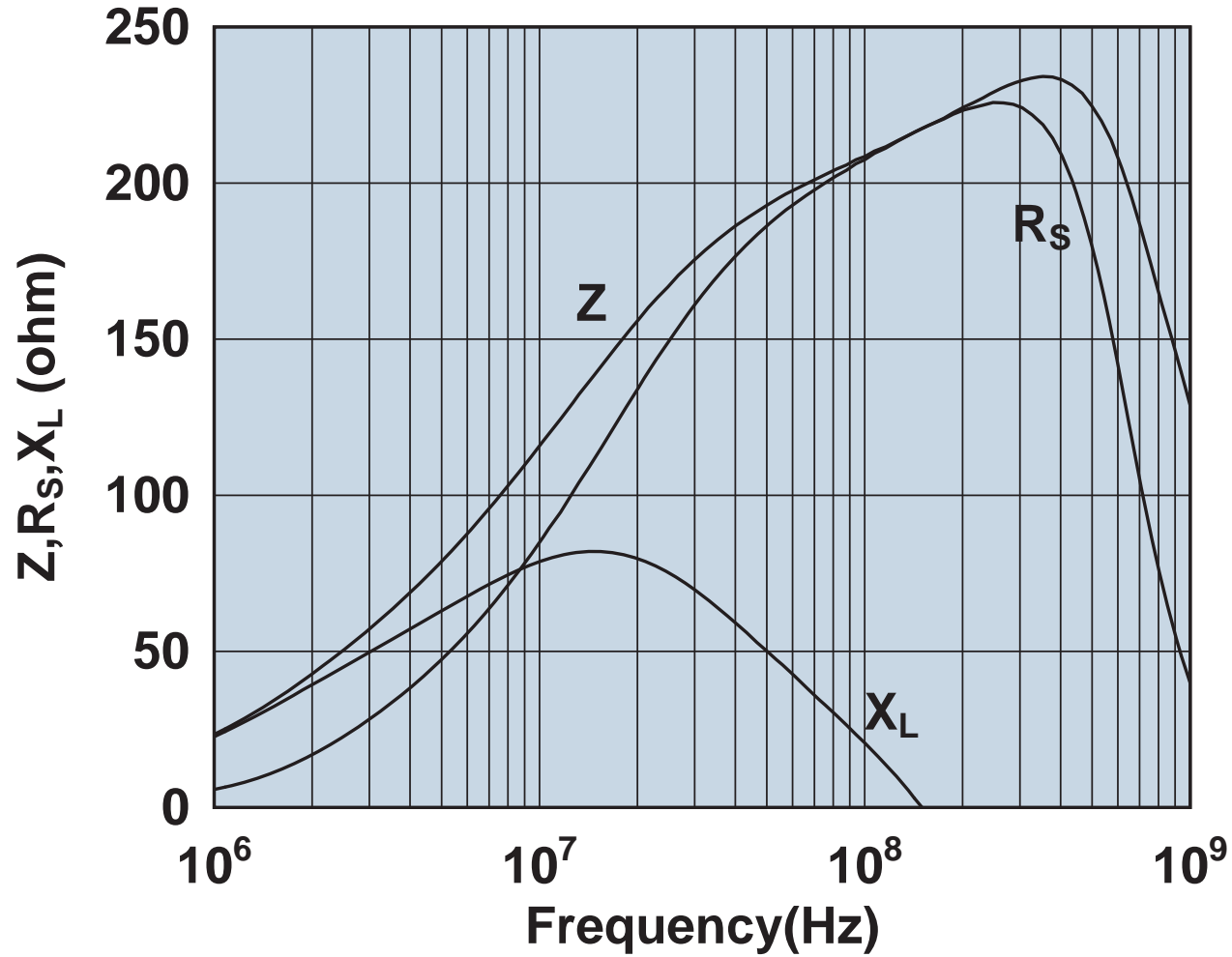
Impedance, reactance, and resistance vs. frequency.

2643251002



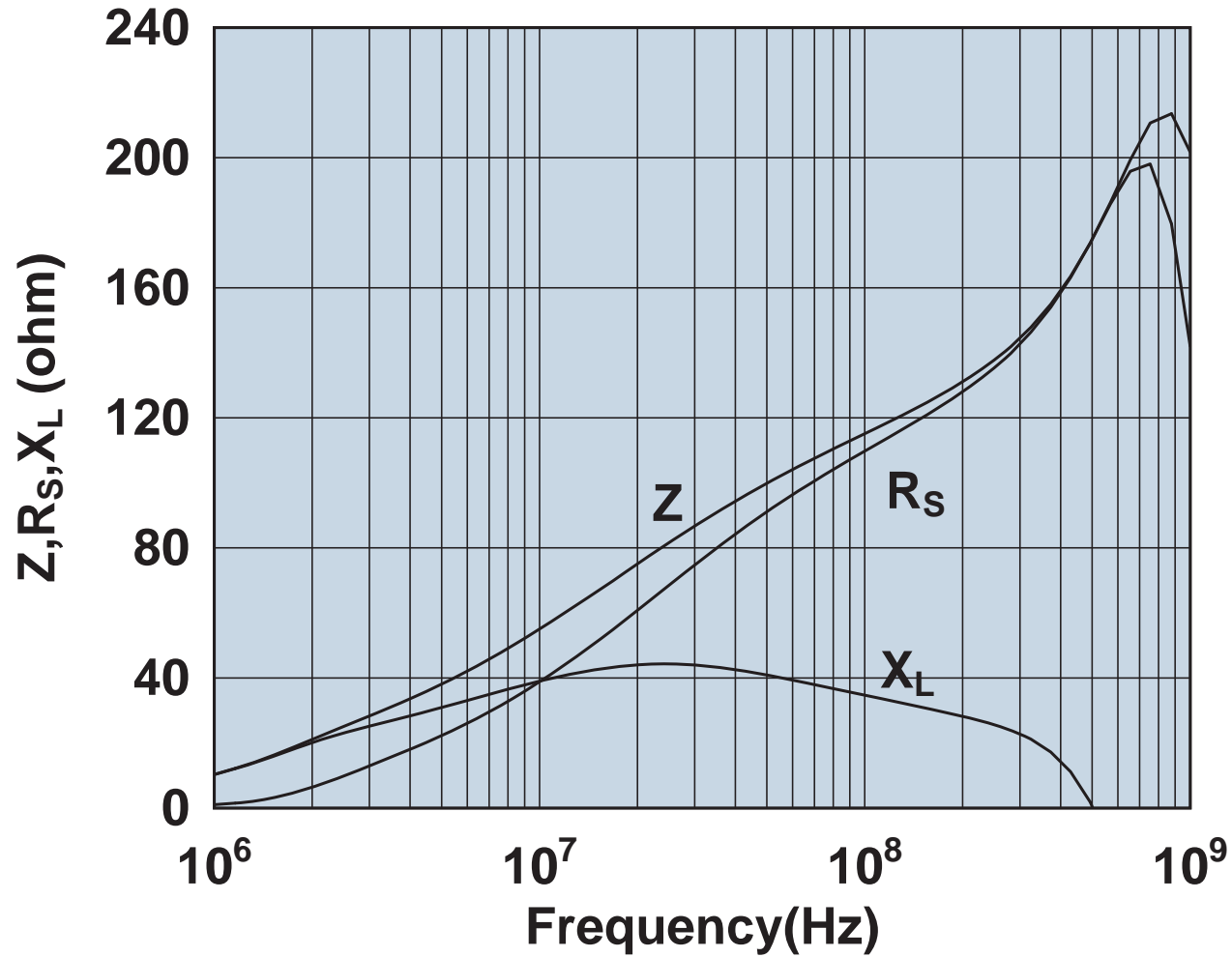
Impedance, reactance, and resistance vs. frequency.

2643480002



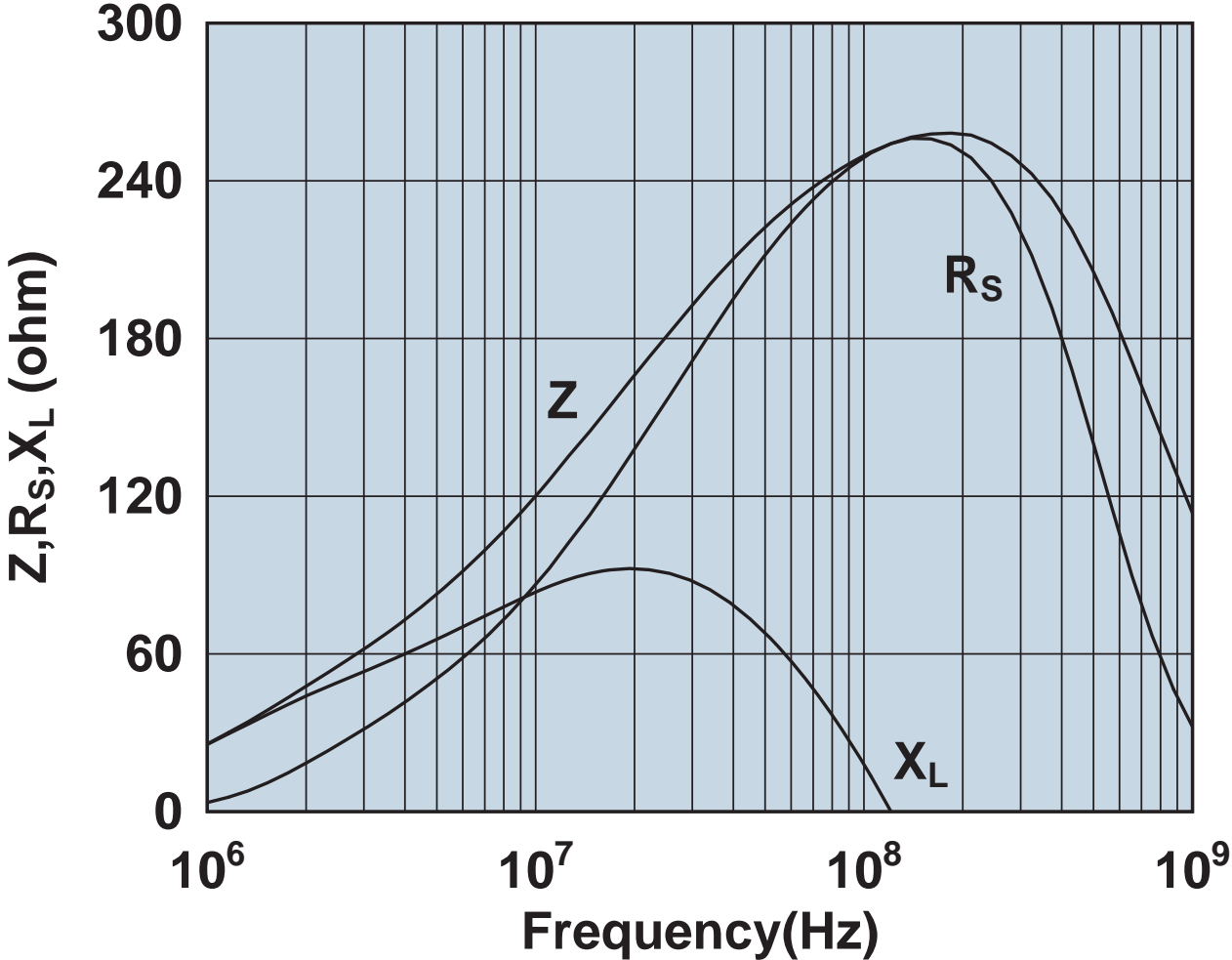
Impedance, reactance, and resistance vs. frequency.

2643480102



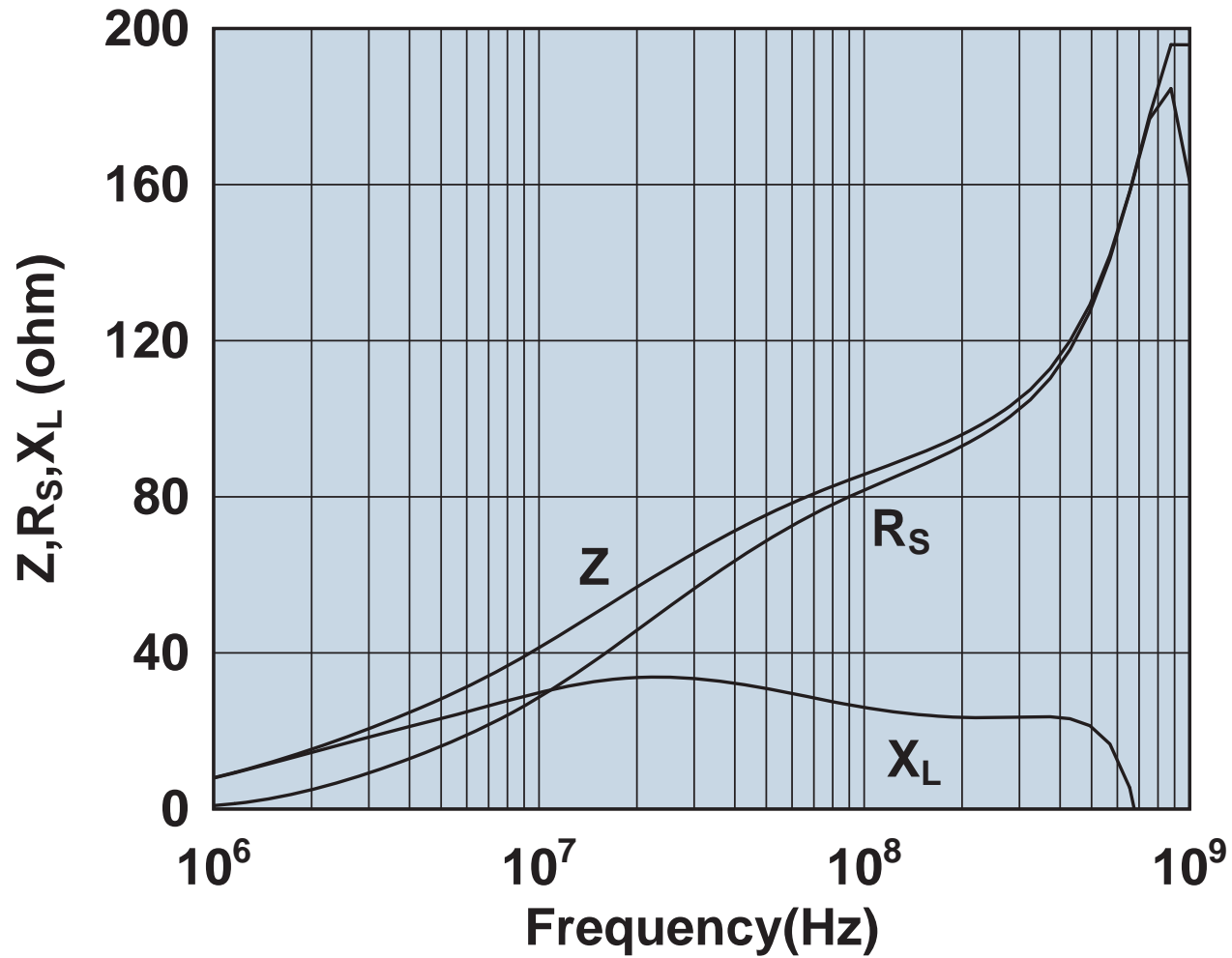
Impedance, reactance, and resistance vs. frequency.

2643540002



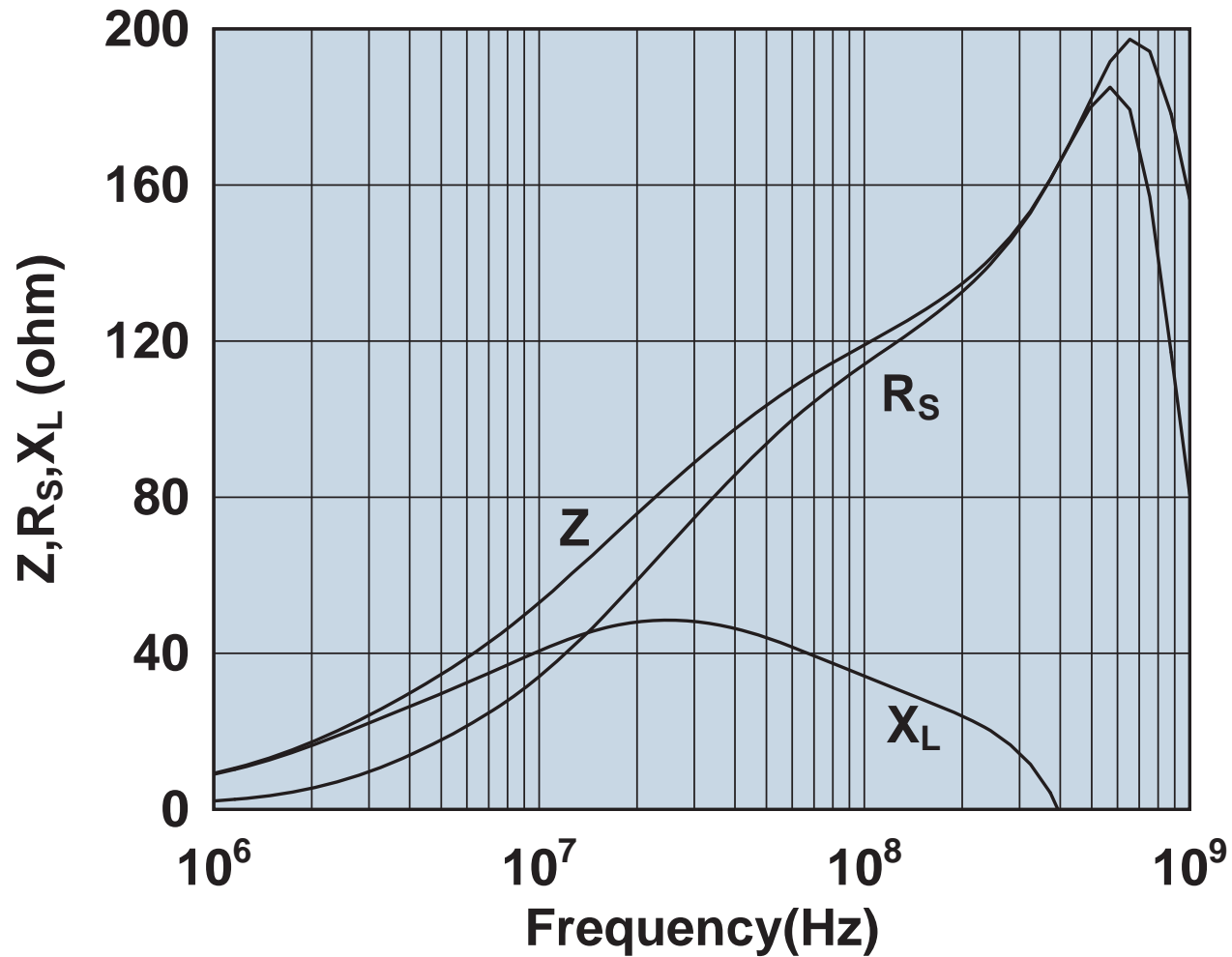
Impedance, reactance, and resistance vs. frequency.

2643540102



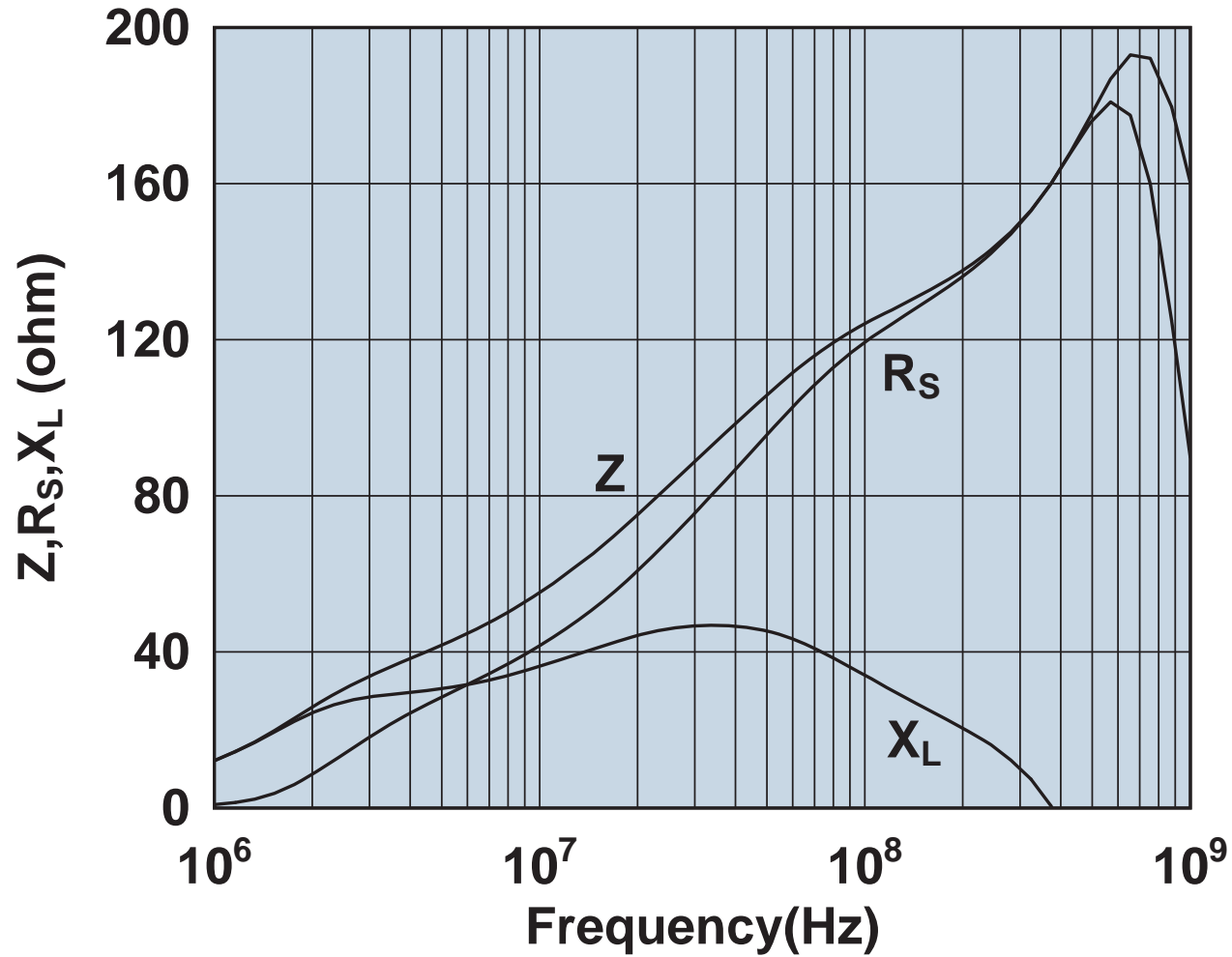
Impedance, reactance, and resistance vs. frequency.

2643540202



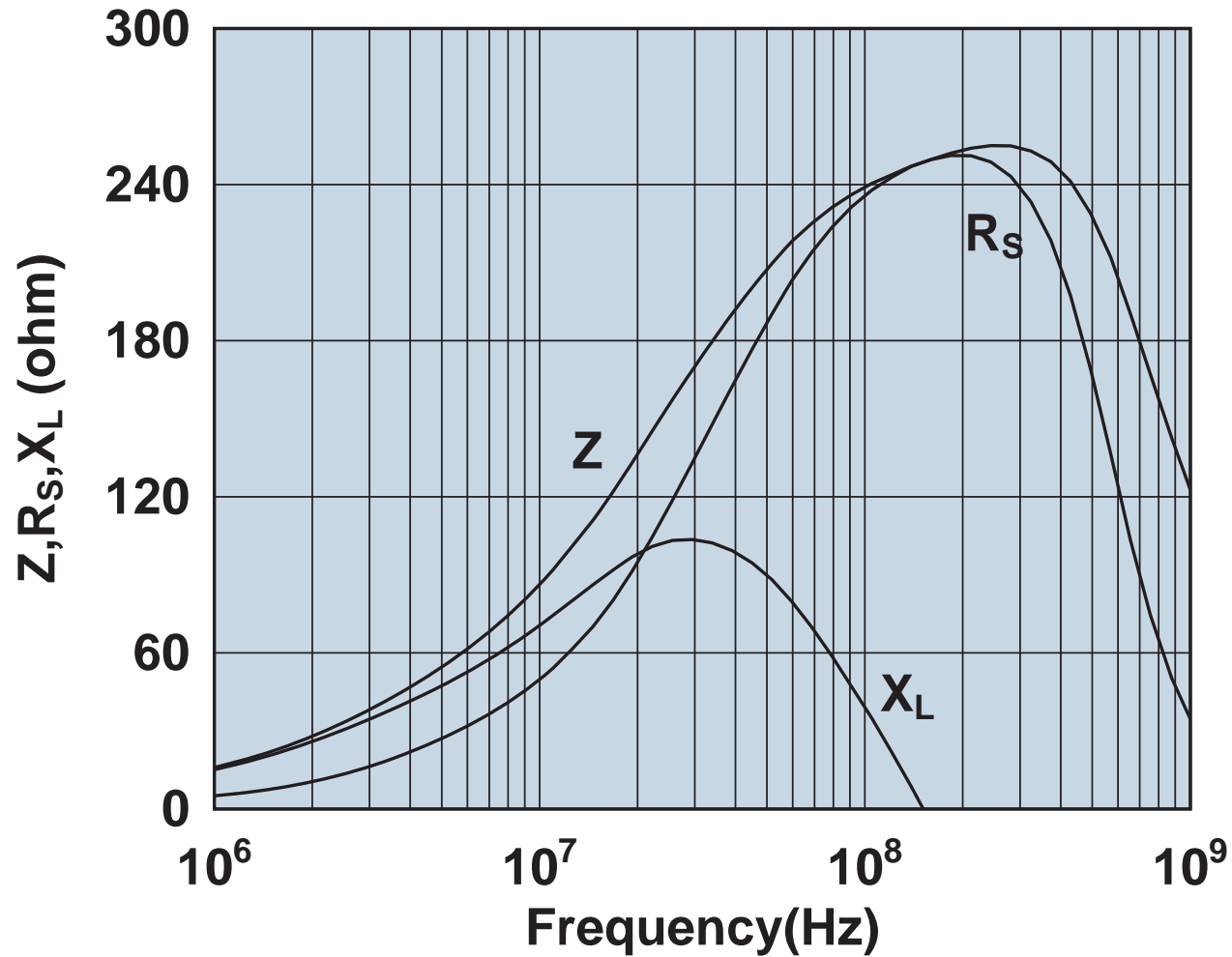
Impedance, reactance, and resistance vs. frequency.

2643540302



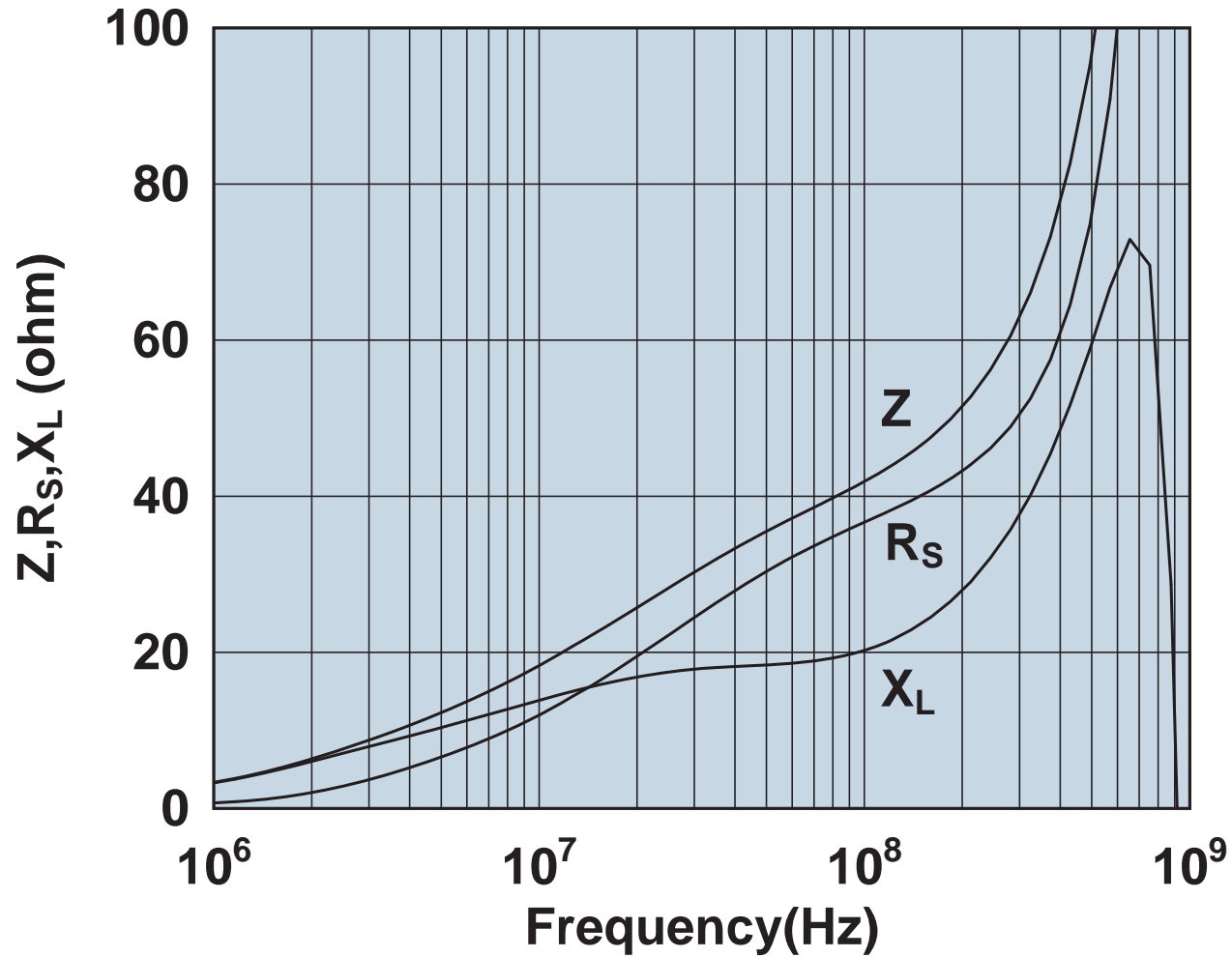
Impedance, reactance, and resistance vs. frequency.

2643540402



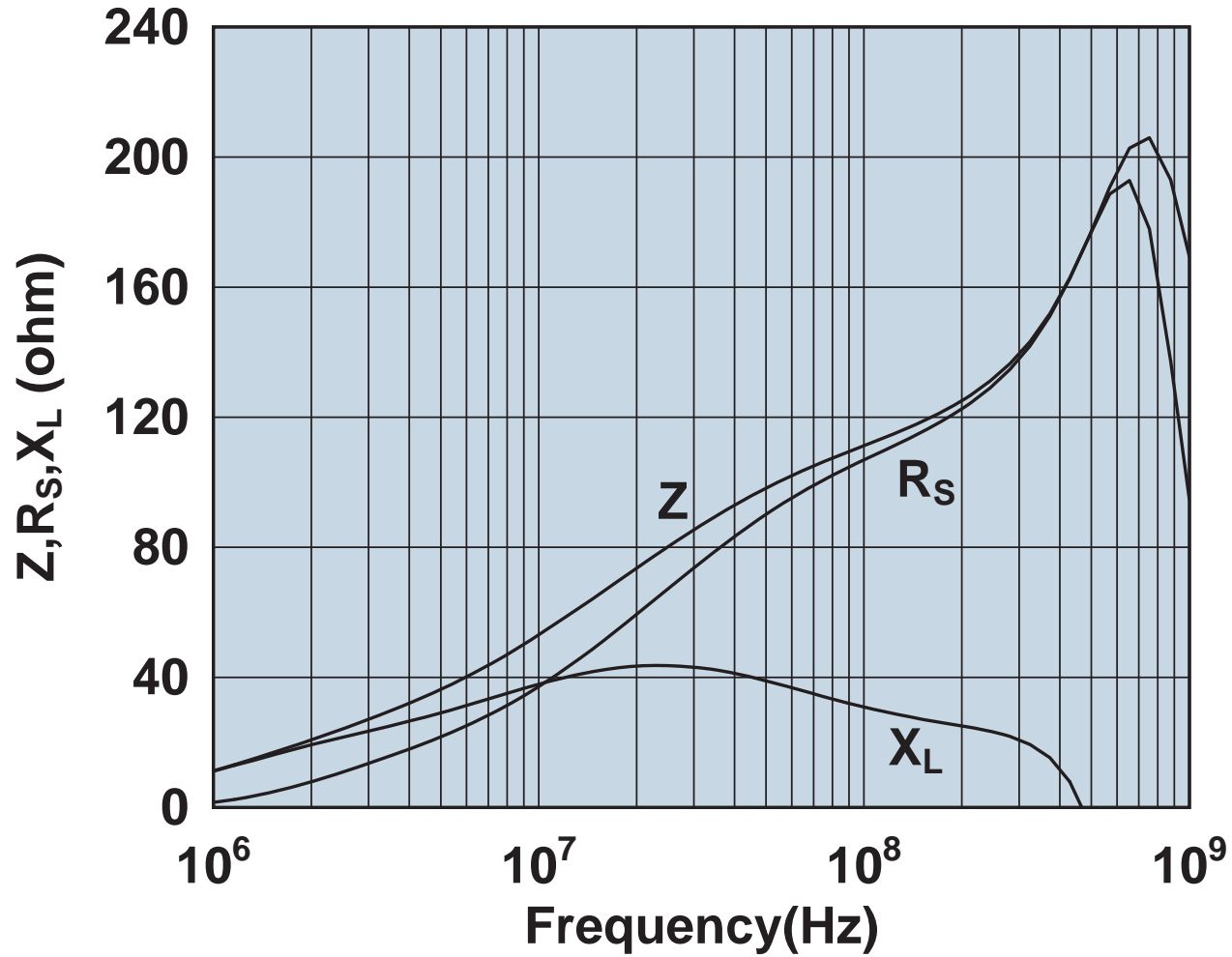
Impedance, reactance, and resistance vs. frequency.

2643540702



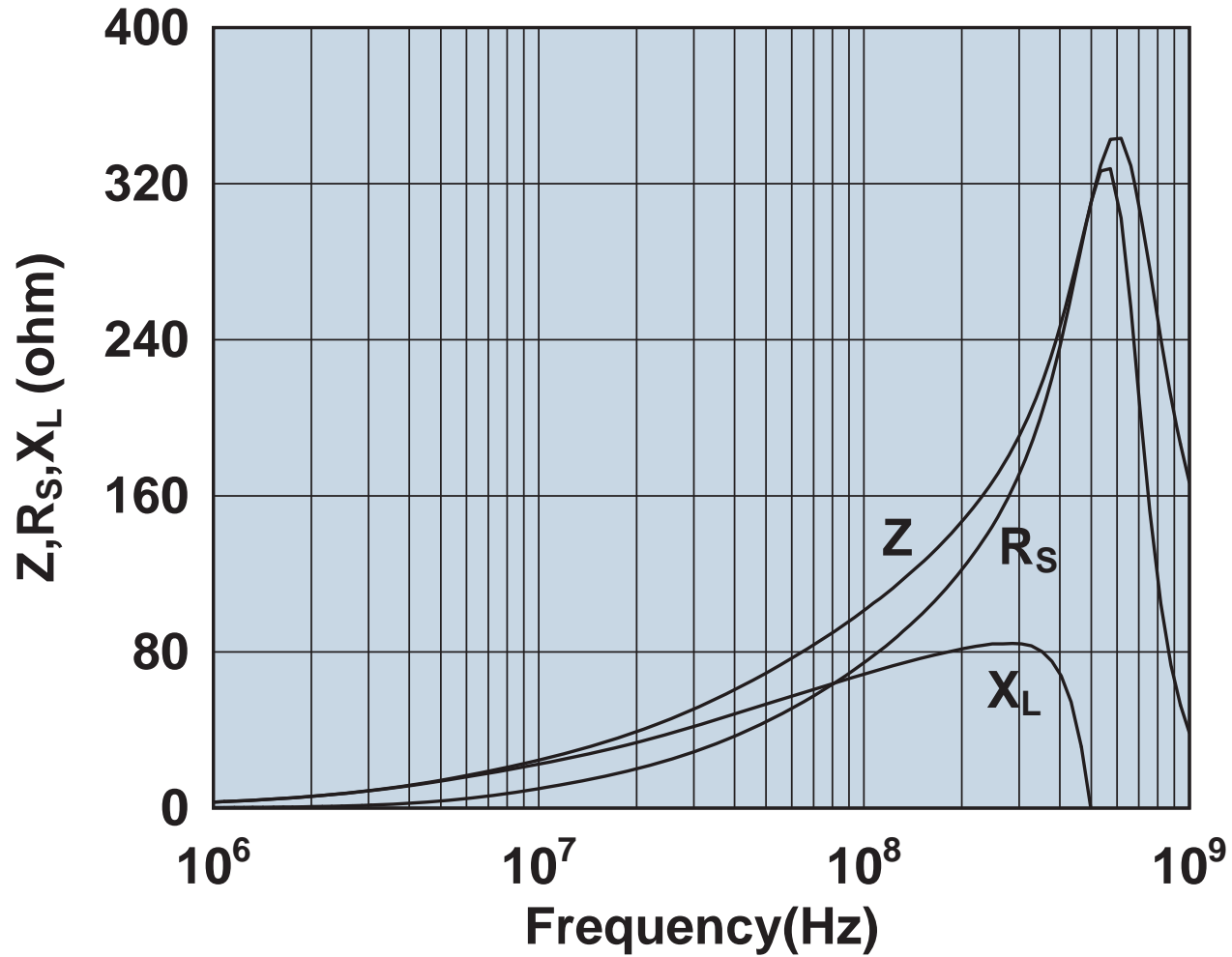
Impedance, reactance, and resistance vs. frequency.

2643625002



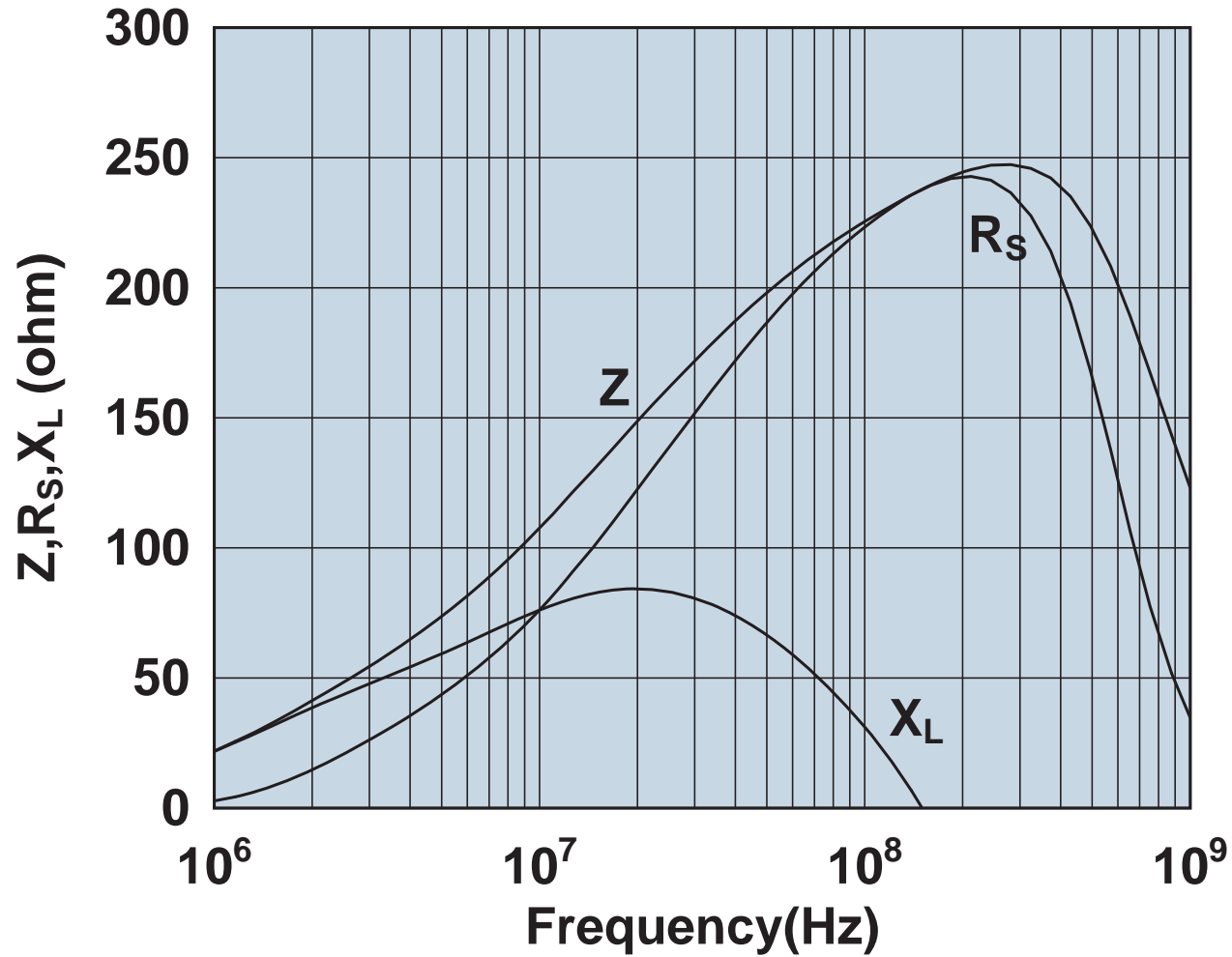
Impedance, reactance, and resistance vs. frequency.

2643625006



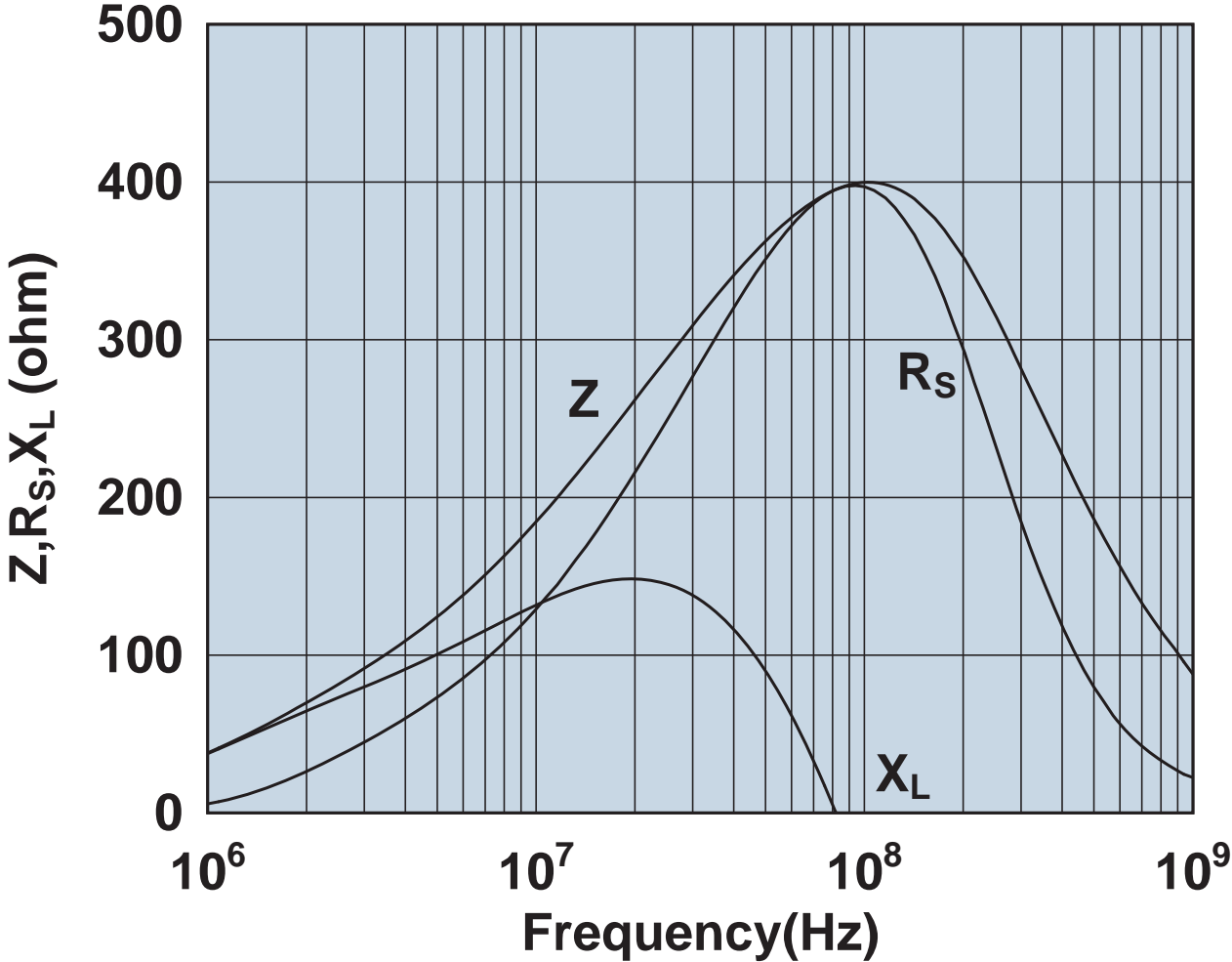
Impedance, reactance, and resistance vs. frequency.

2643625102



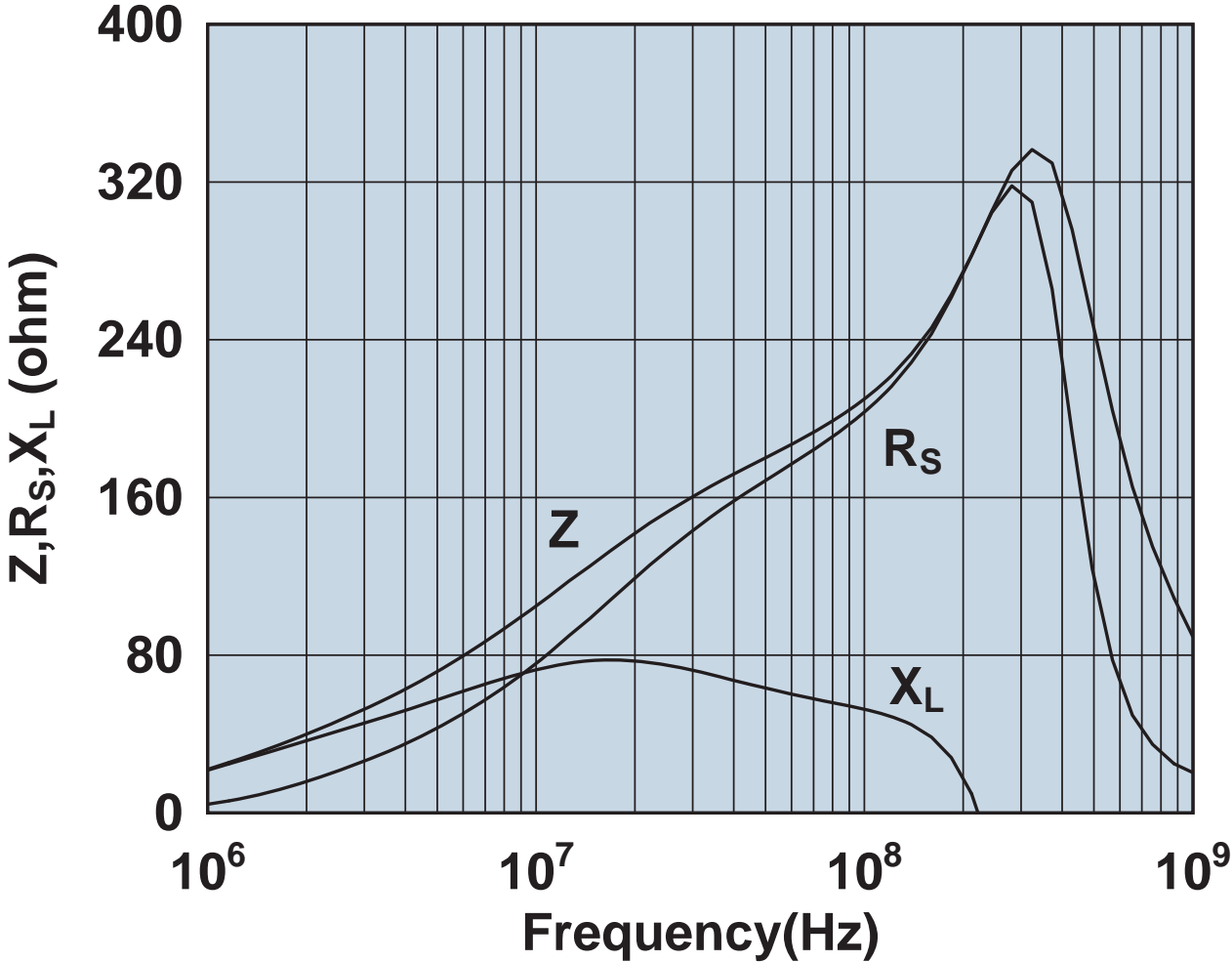
Impedance, reactance, and resistance vs. frequency.

2643625202



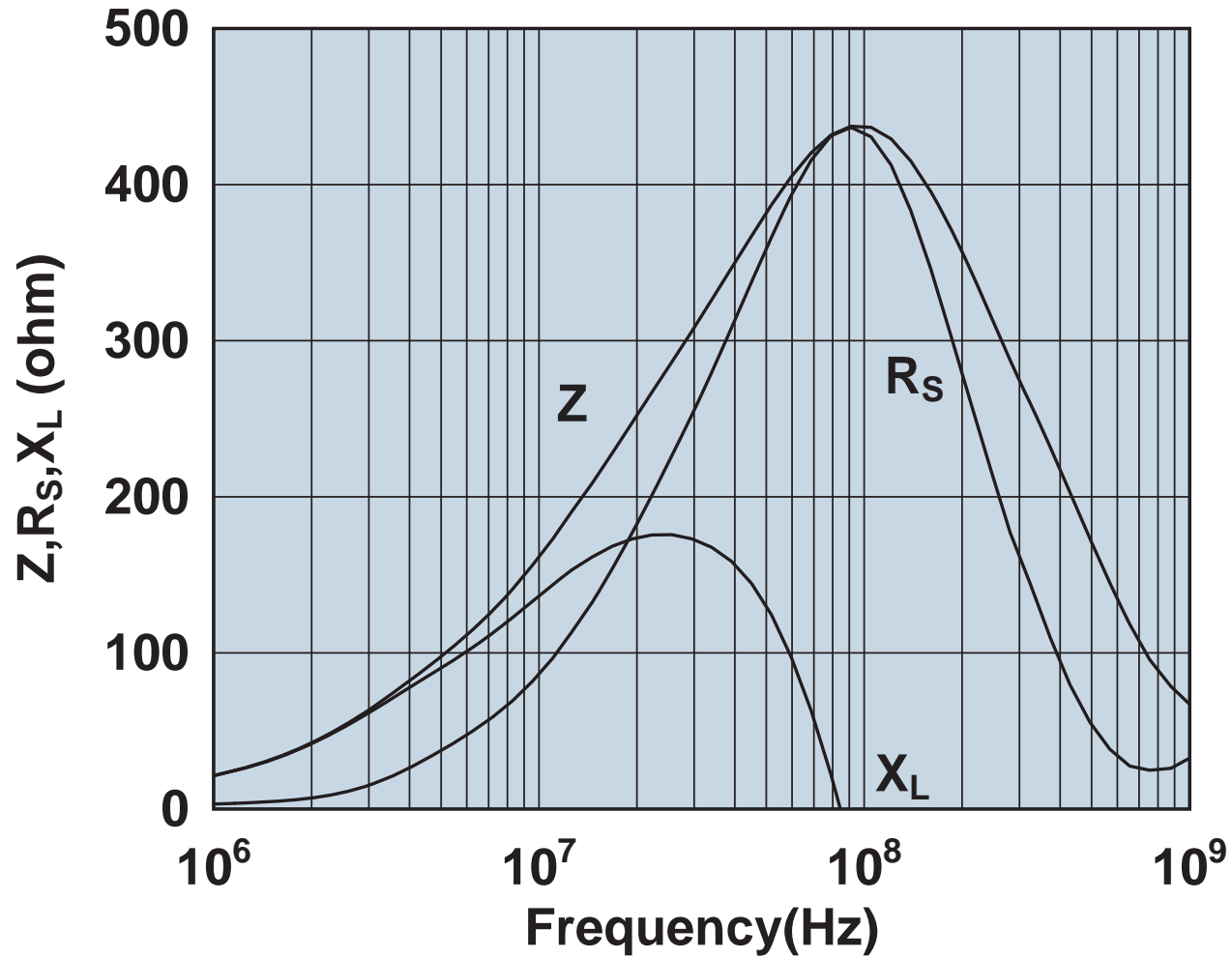
Impedance, reactance, and resistance vs. frequency.

2643625902



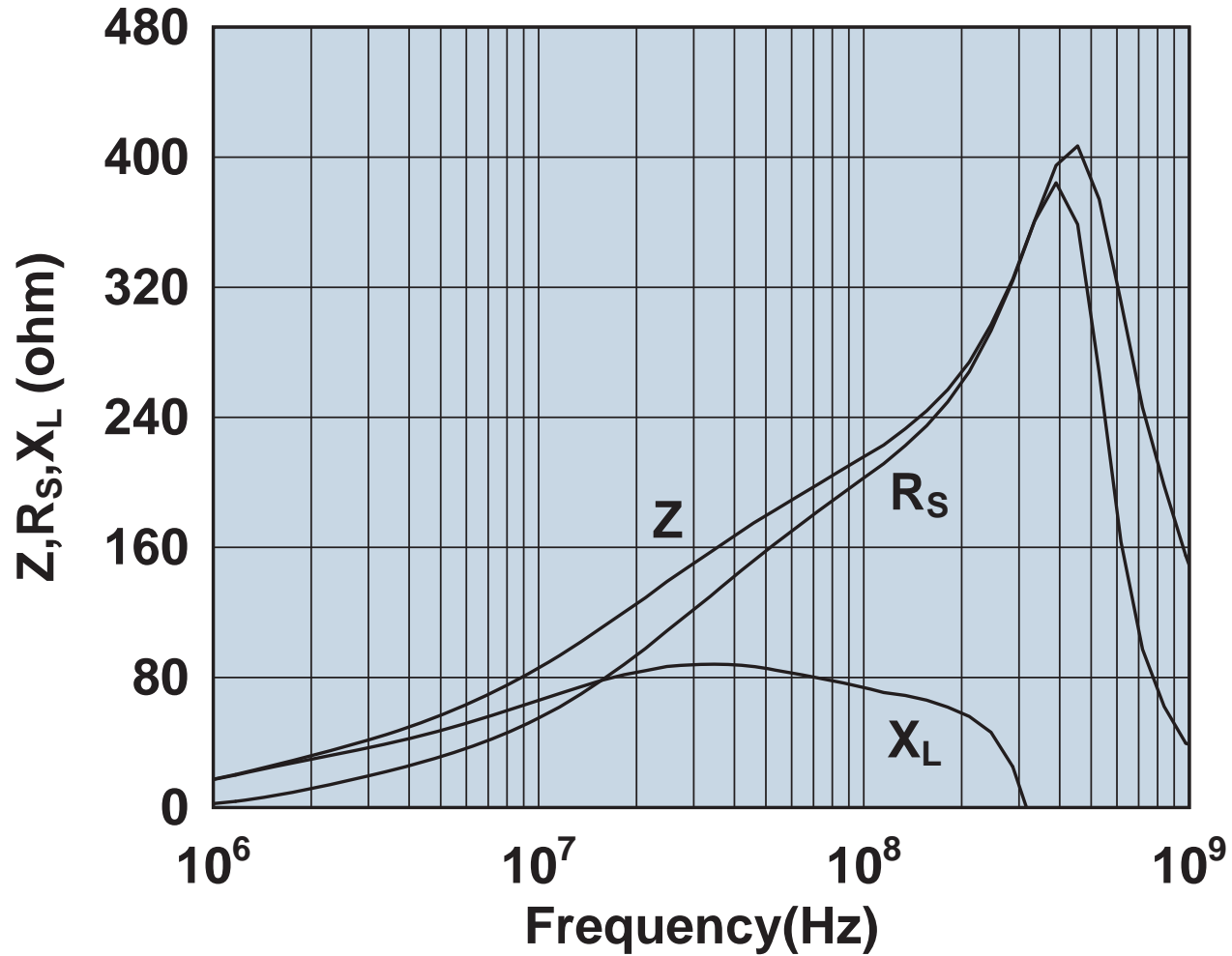
Impedance, reactance, and resistance vs. frequency.

2643626002



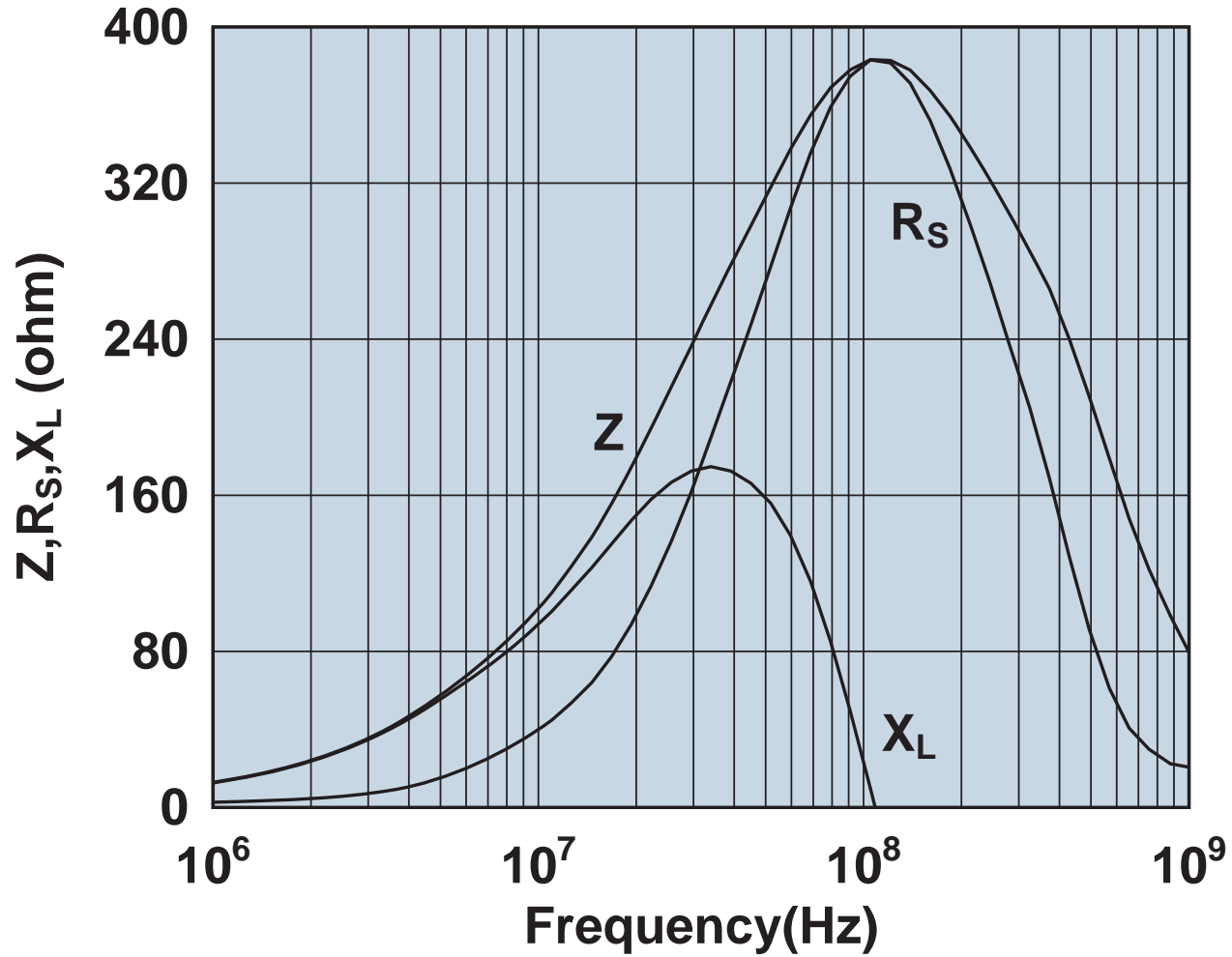
Impedance, reactance, and resistance vs. frequency.

2643626102



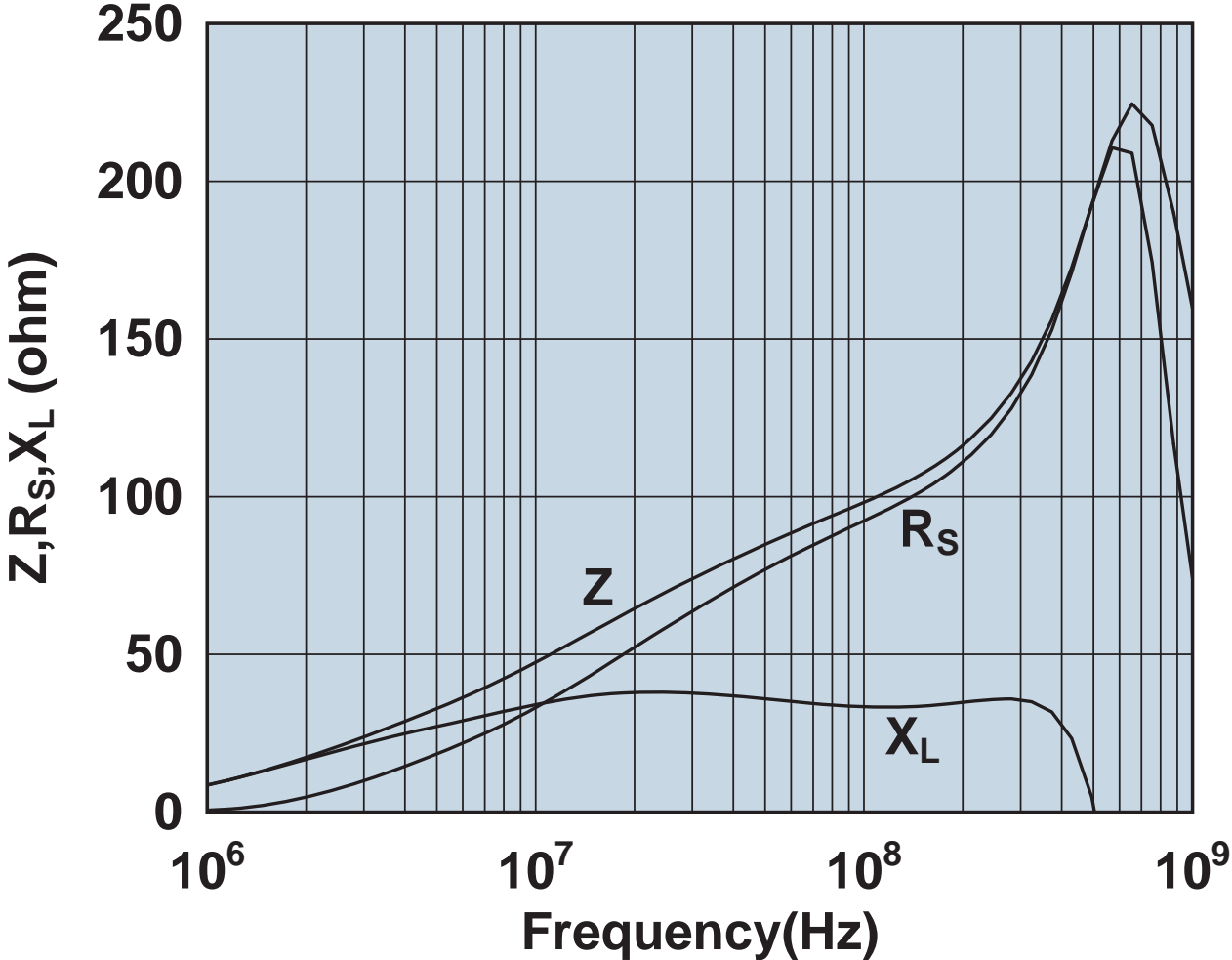
Impedance, reactance, and resistance vs. frequency.

2643626202



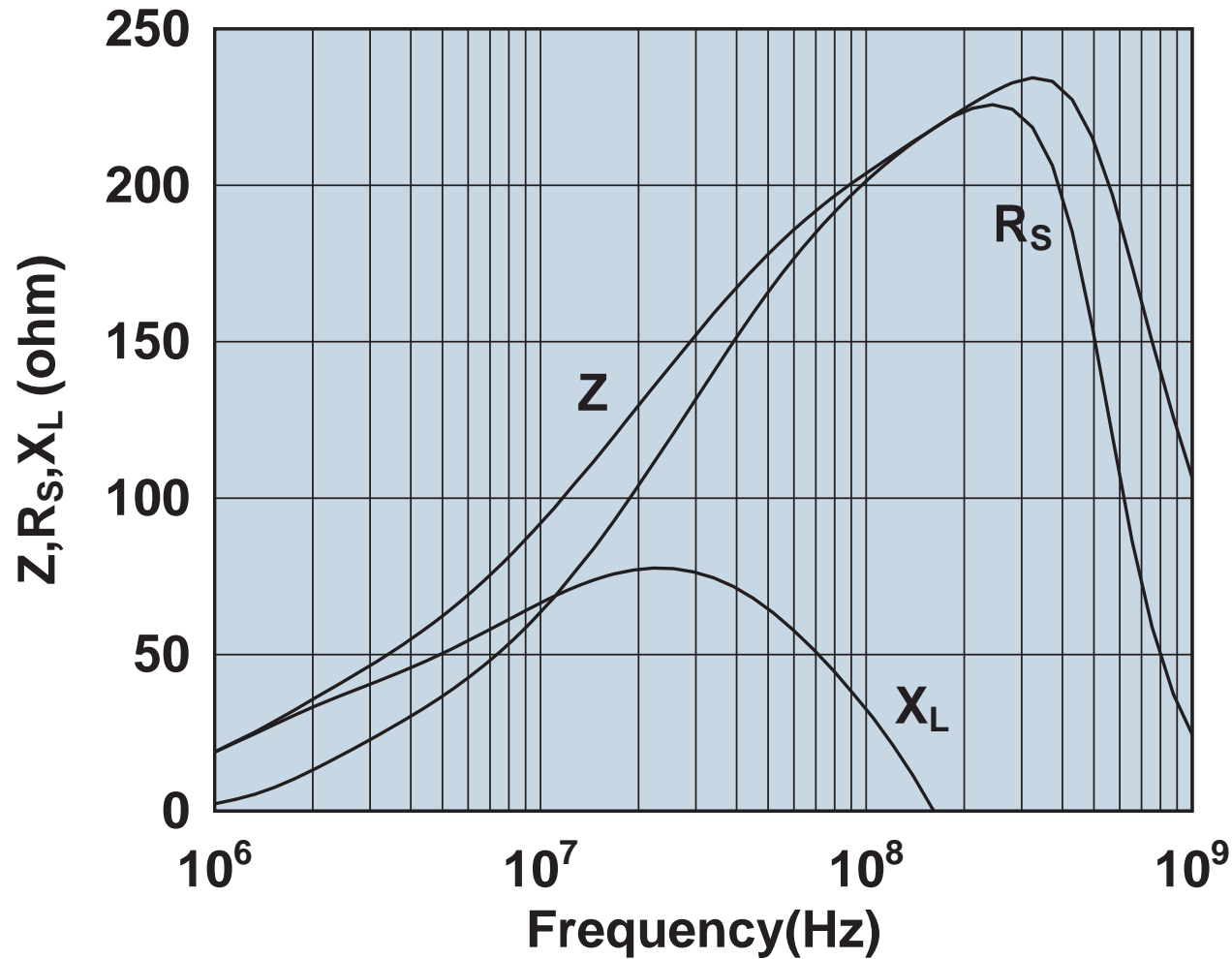
Impedance, reactance, and resistance vs. frequency.

2643626302



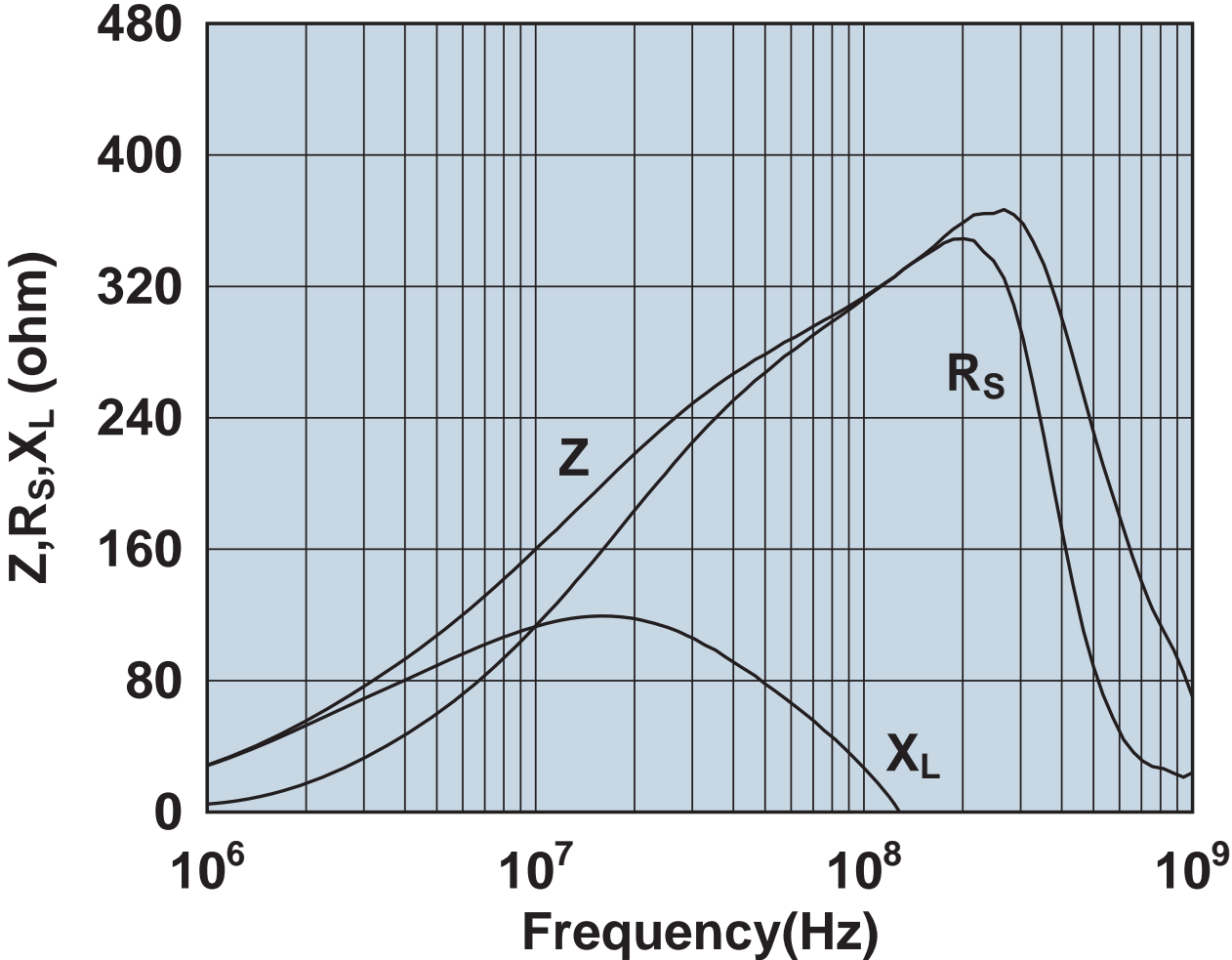
Impedance, reactance, and resistance vs. frequency.

2643626402



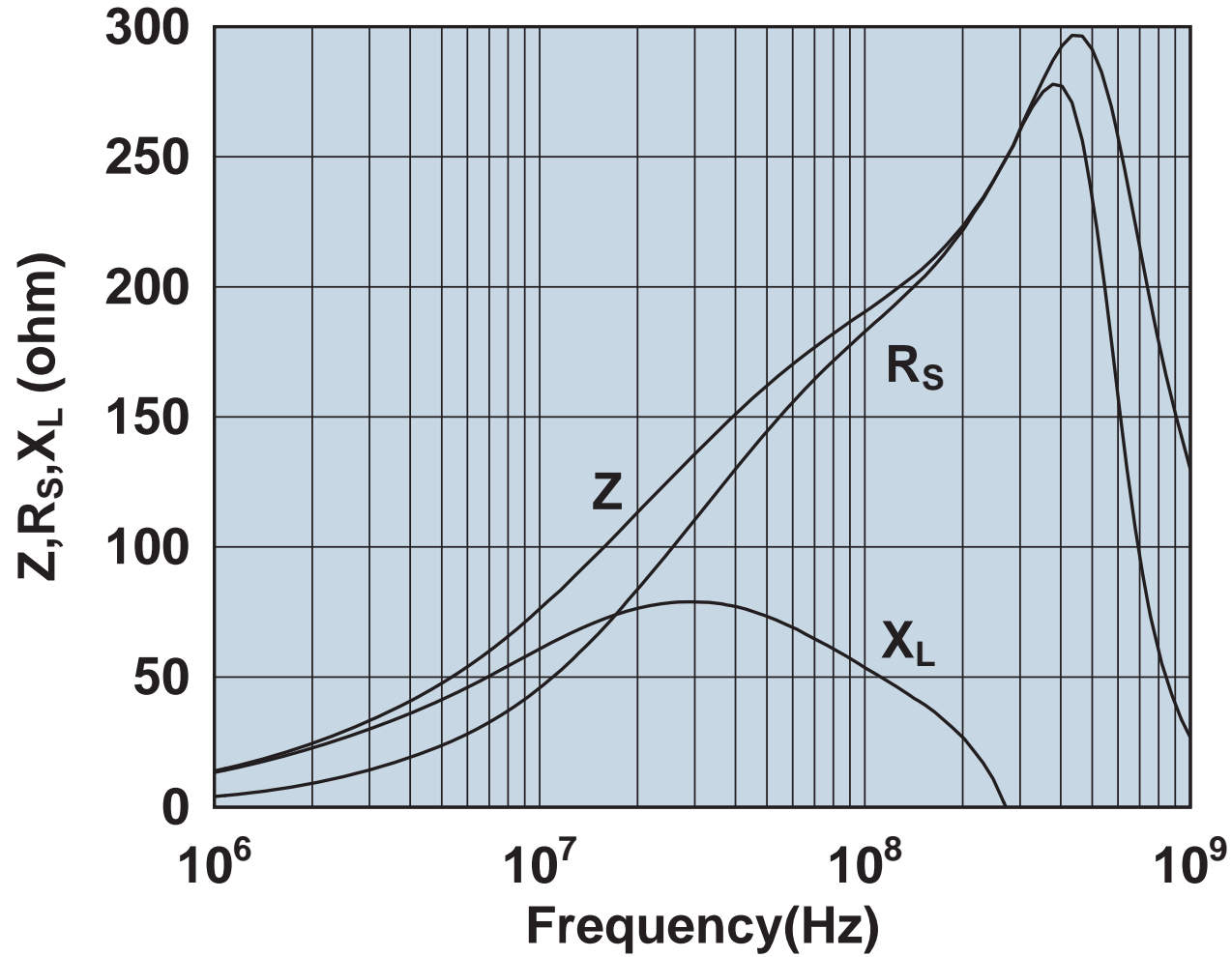
Impedance, reactance, and resistance vs. frequency.

2643626502



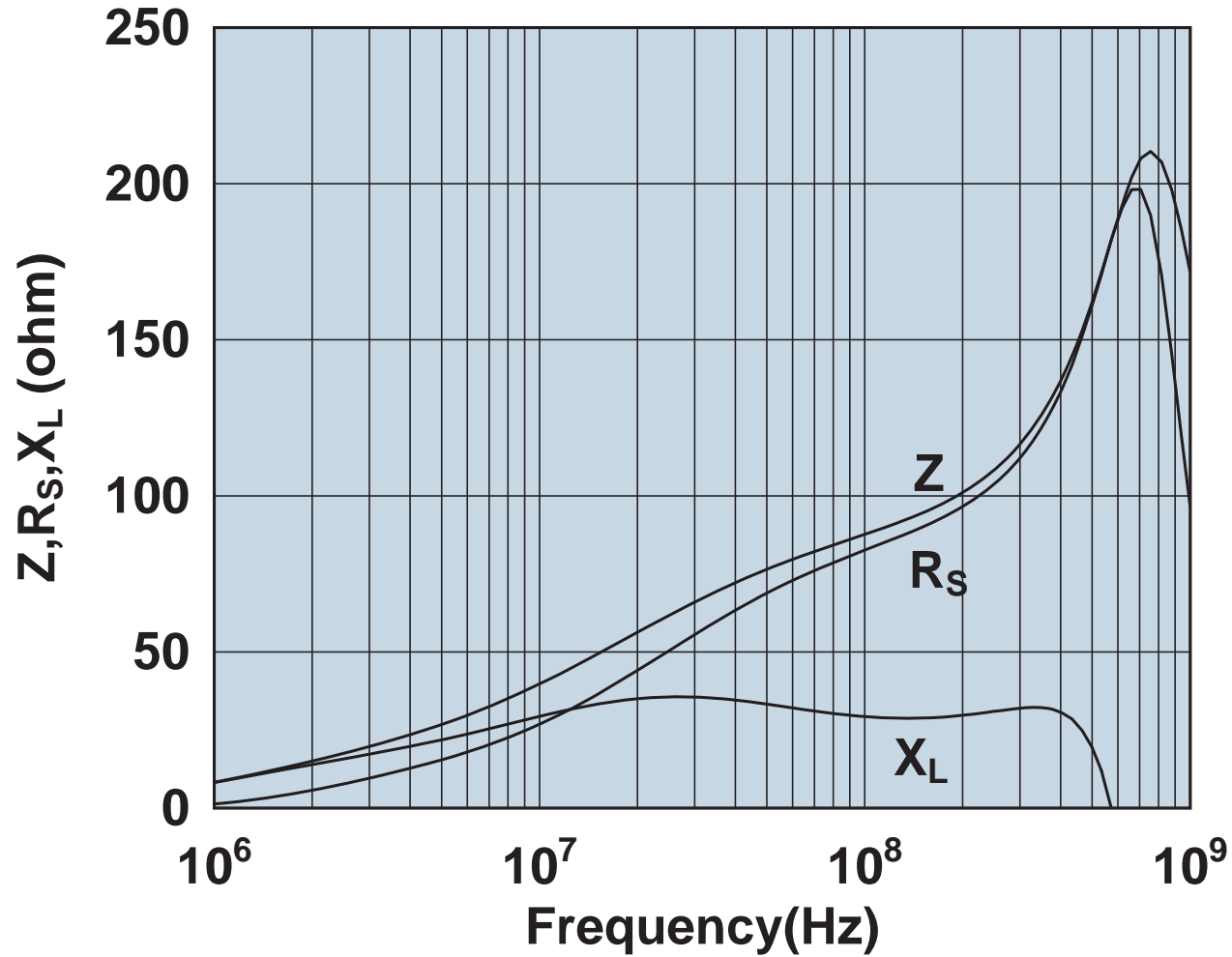
Impedance, reactance, and resistance vs. frequency.

2643665702



Impedance, reactance, and resistance vs. frequency.

2643665802



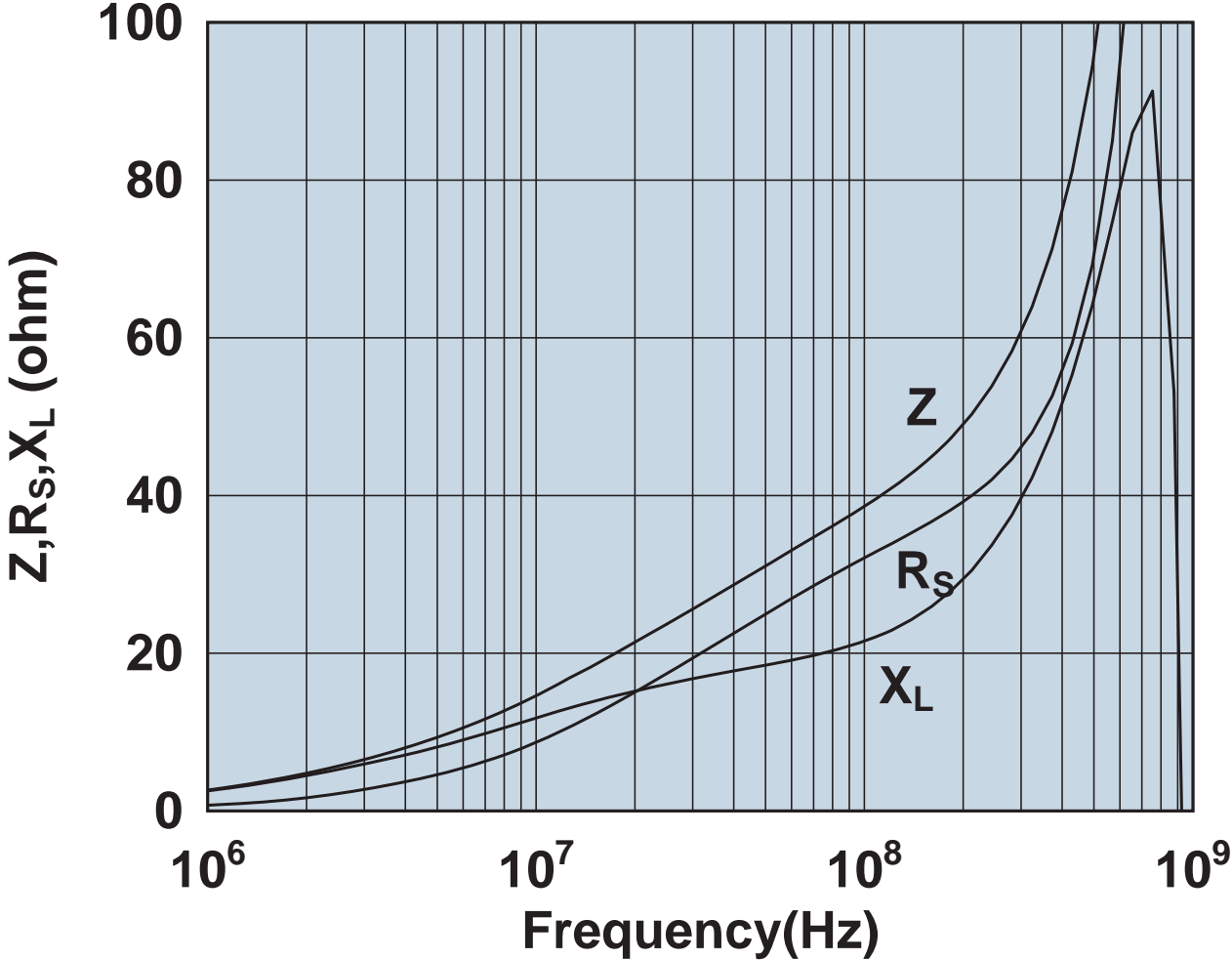
Impedance, reactance, and resistance vs. frequency.

2643665806



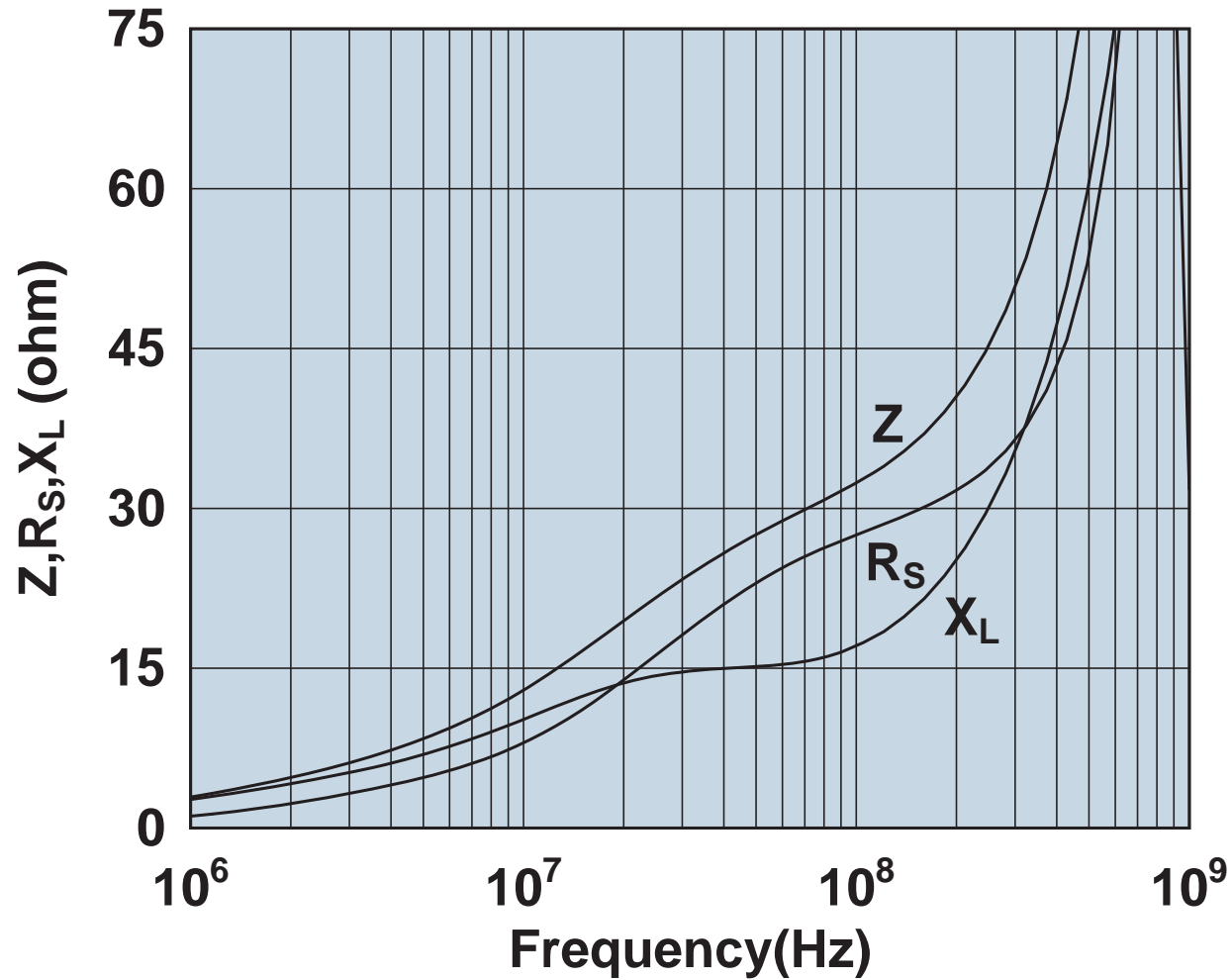
Impedance, reactance, and resistance vs. frequency.

2643665902



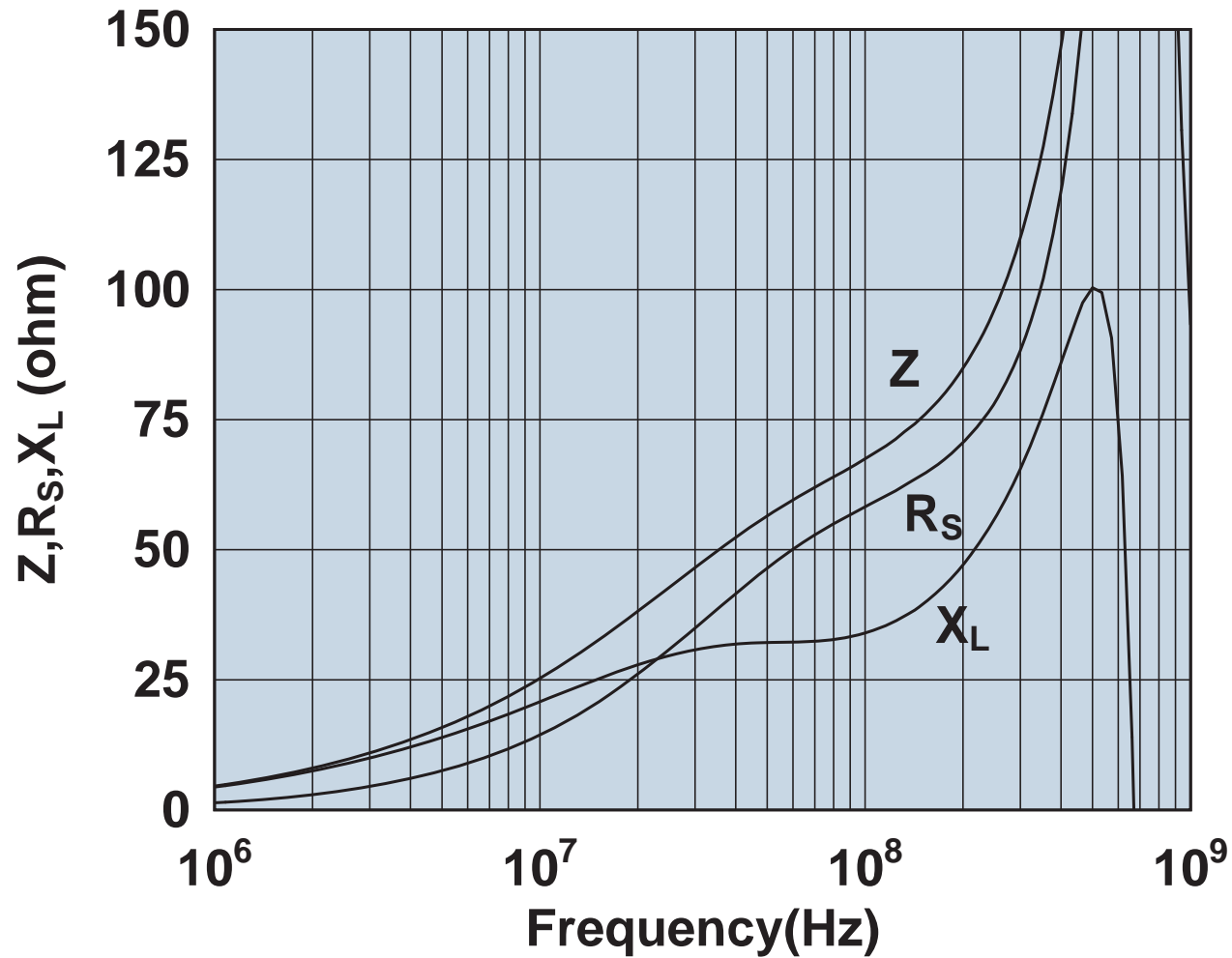
Impedance, reactance, and resistance vs. frequency.

2643800302



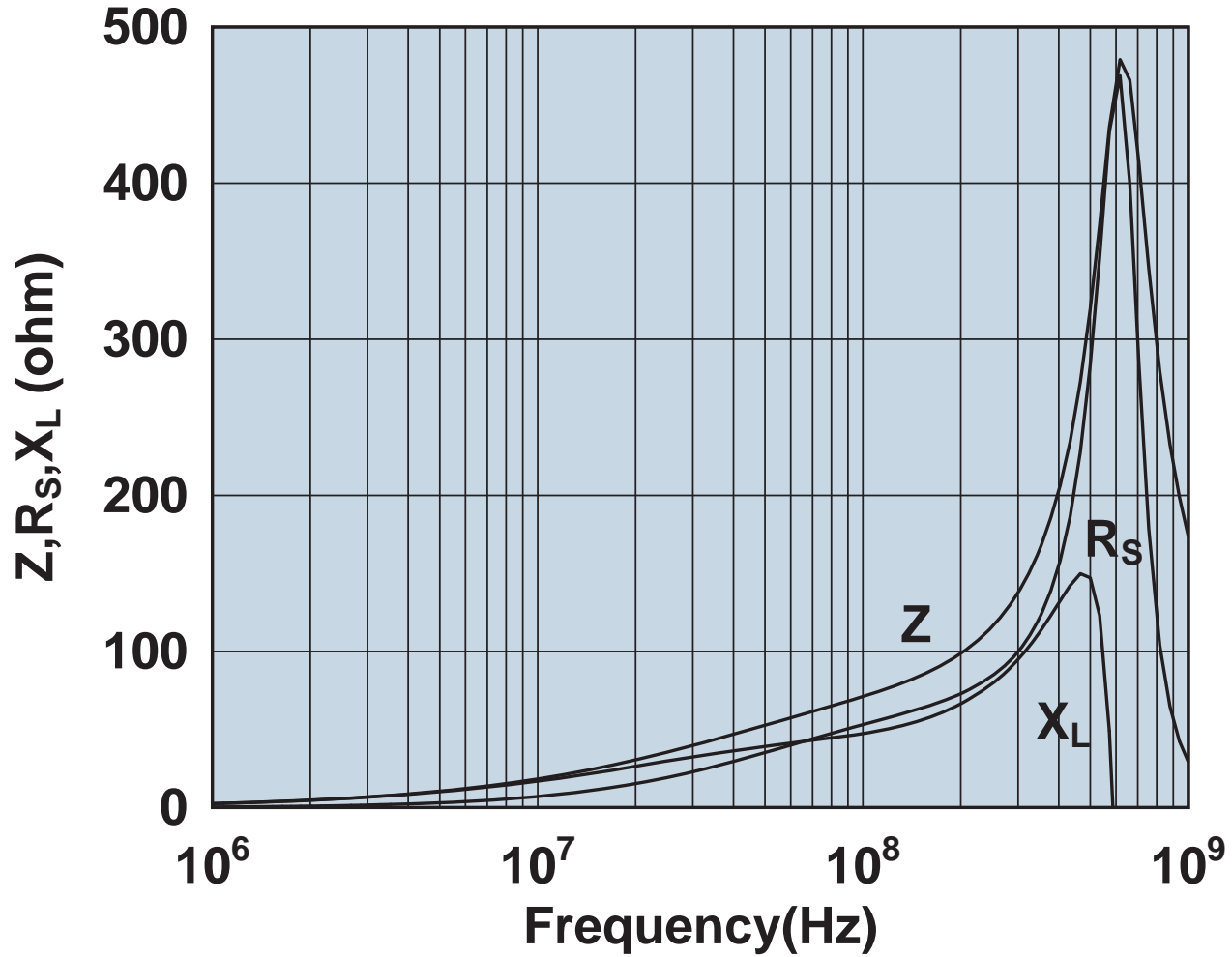
Impedance, reactance, and resistance vs. frequency.

2643800502



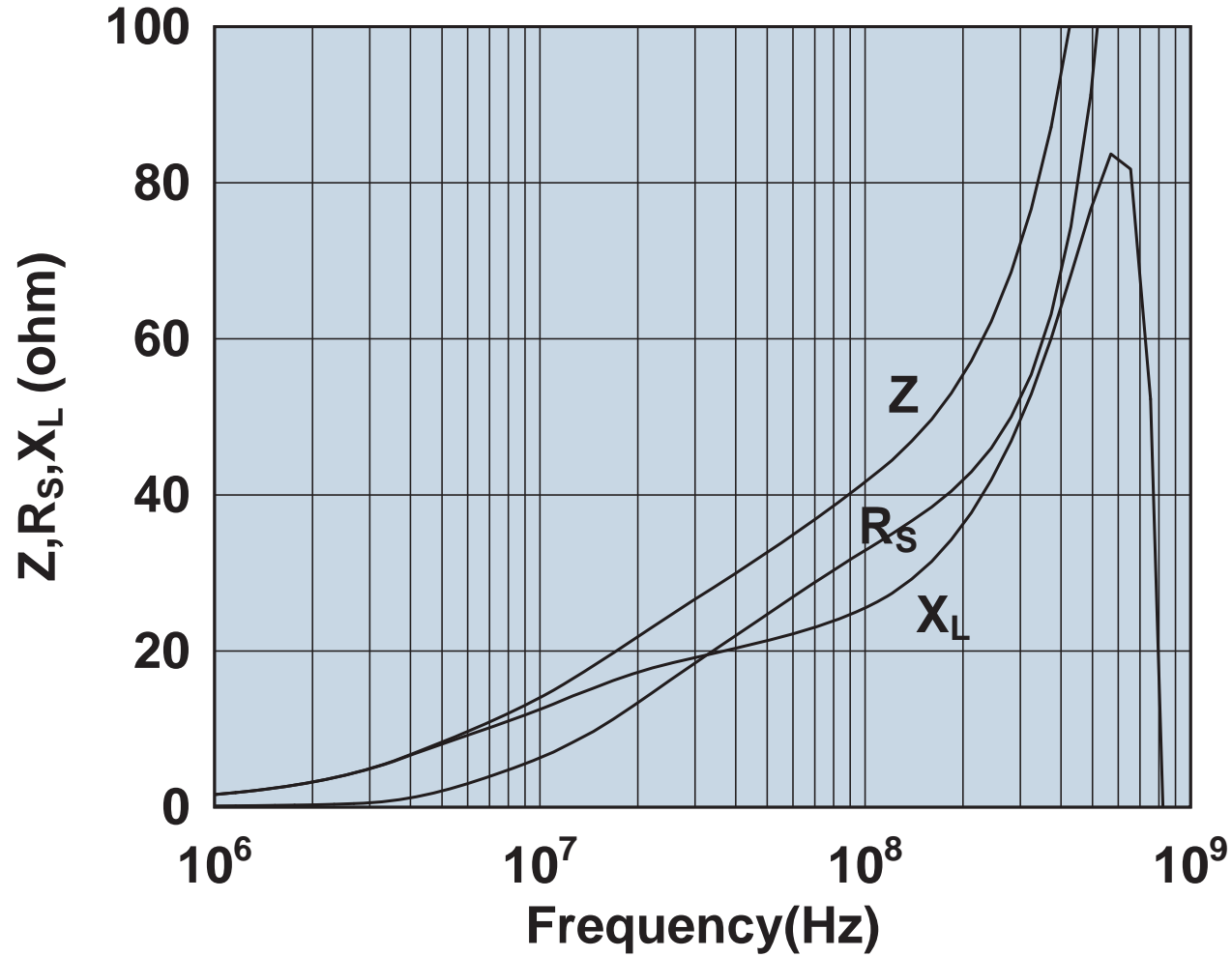
Impedance, reactance, and resistance vs. frequency.

2643800506



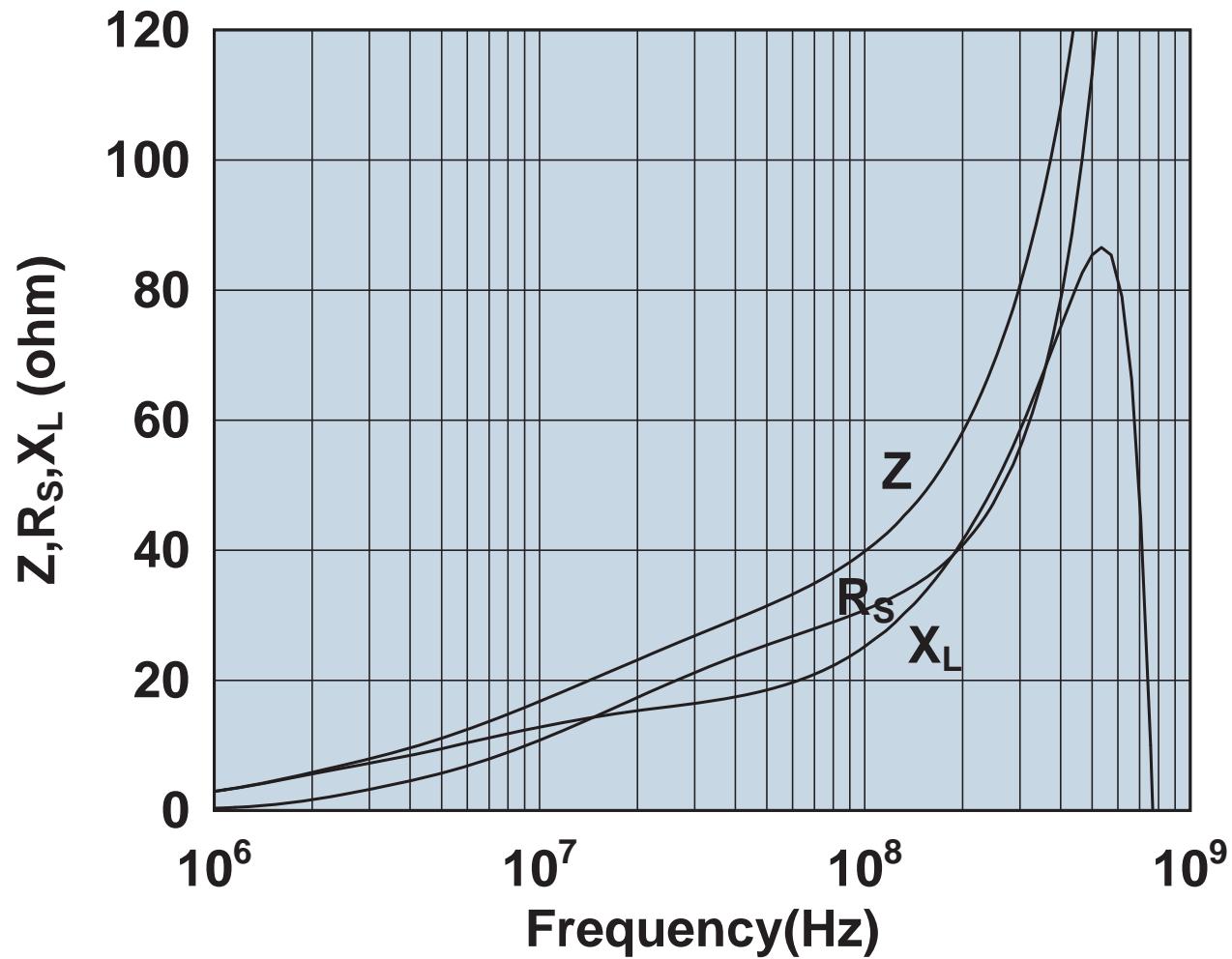
Impedance, reactance, and resistance vs. frequency.

2643800602



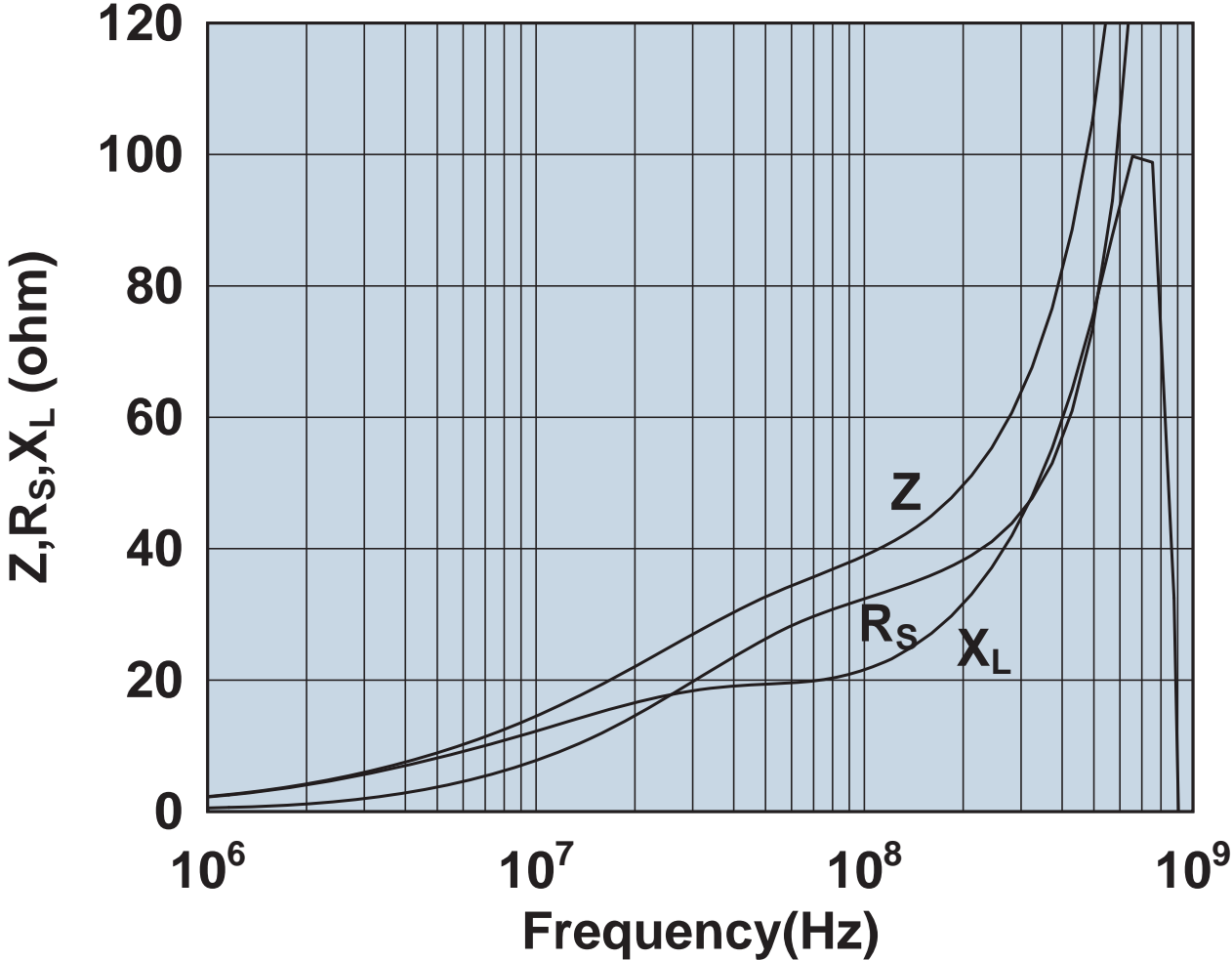
Impedance, reactance, and resistance vs. frequency.

2643801002



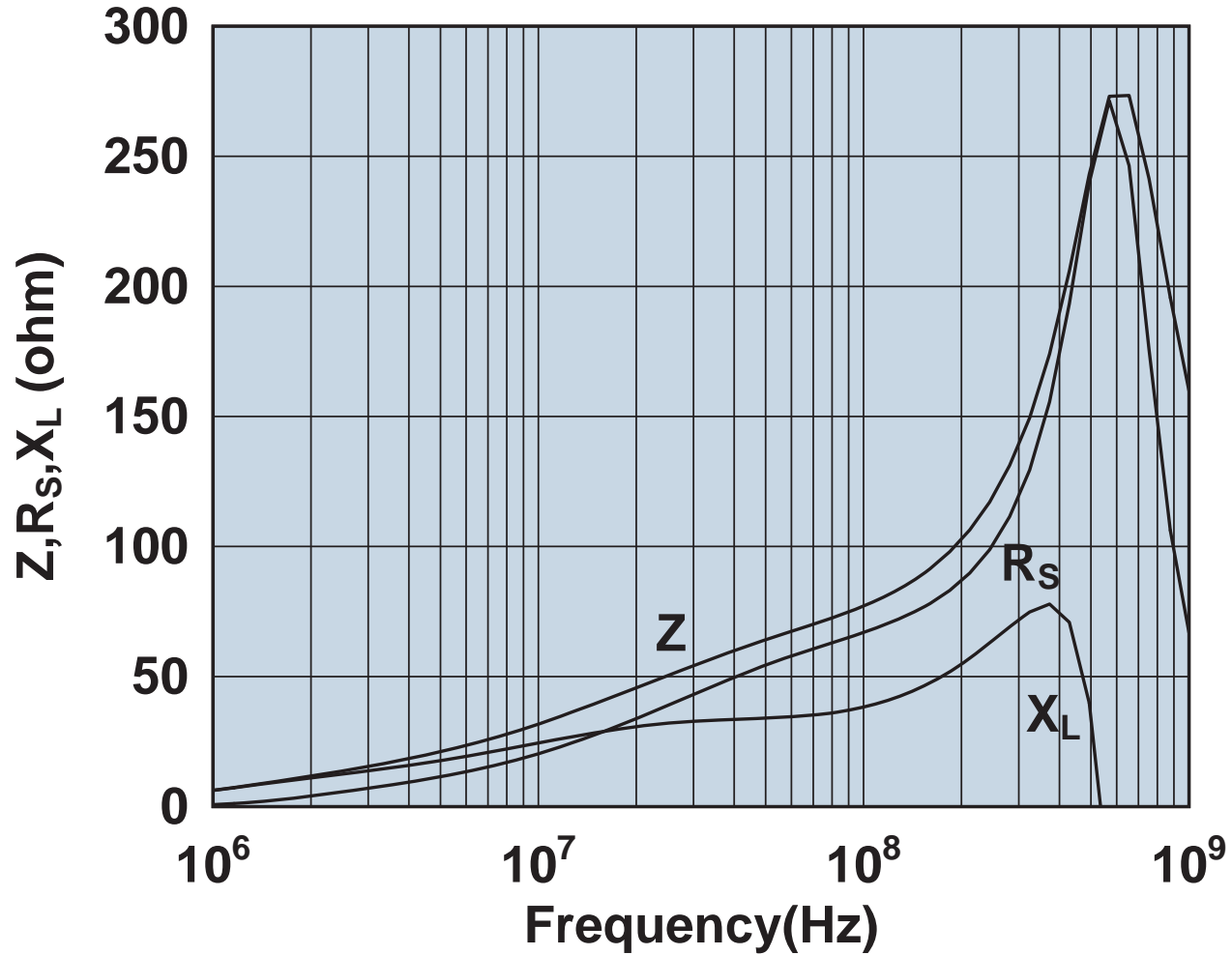
Impedance, reactance, and resistance vs. frequency.

2643801102



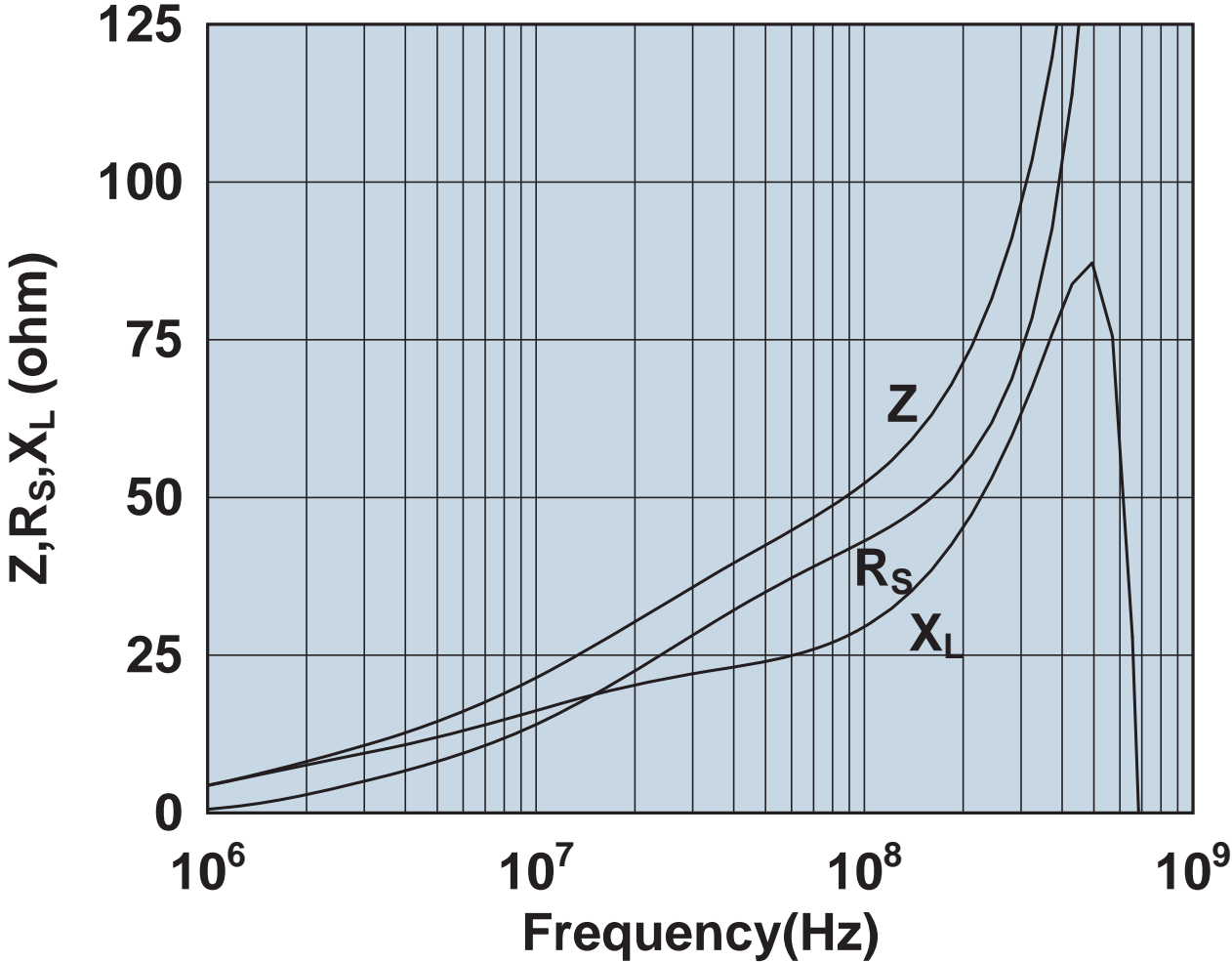
Impedance, reactance, and resistance vs. frequency.

2643801202



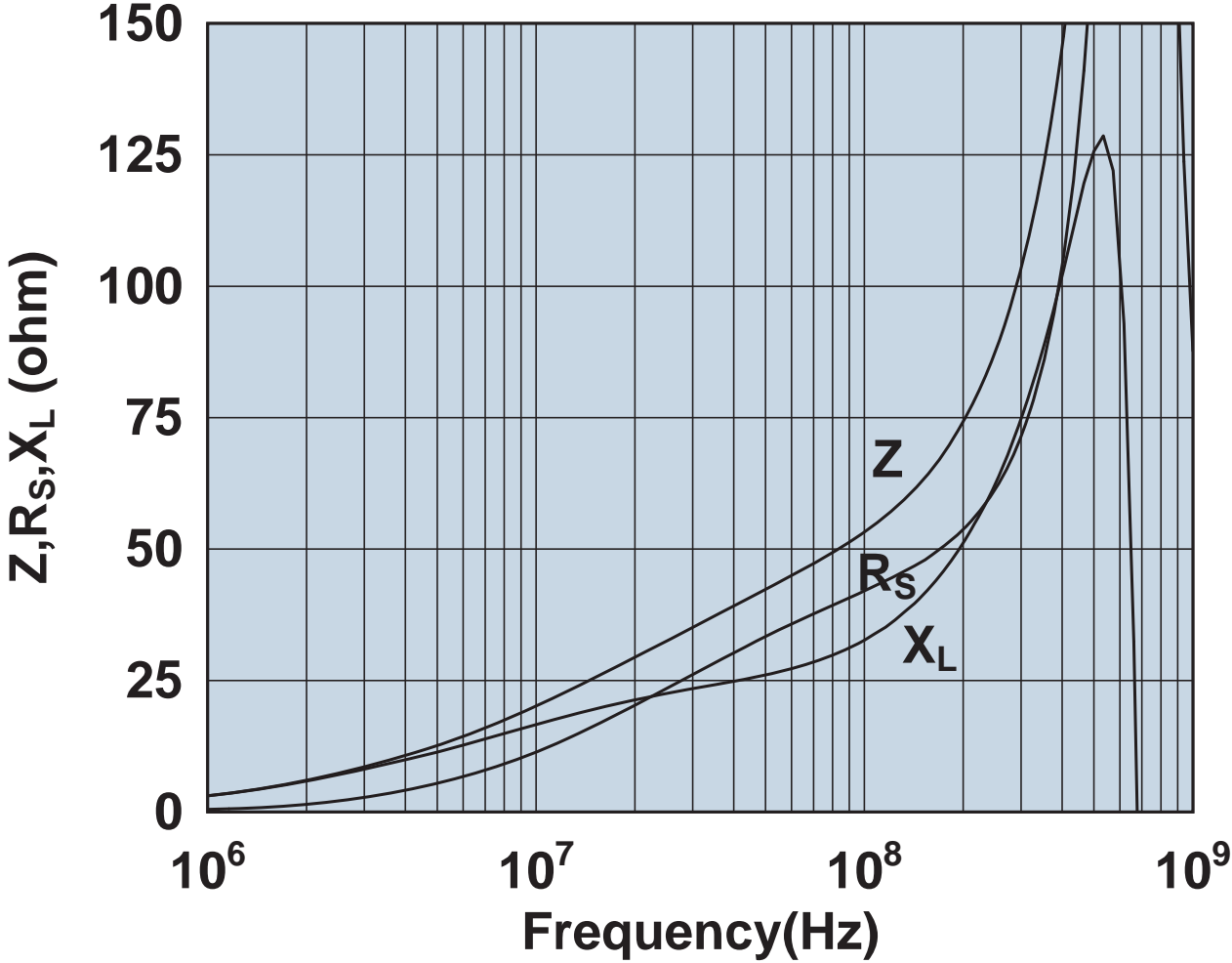
Impedance, reactance, and resistance vs. frequency.

2643801402



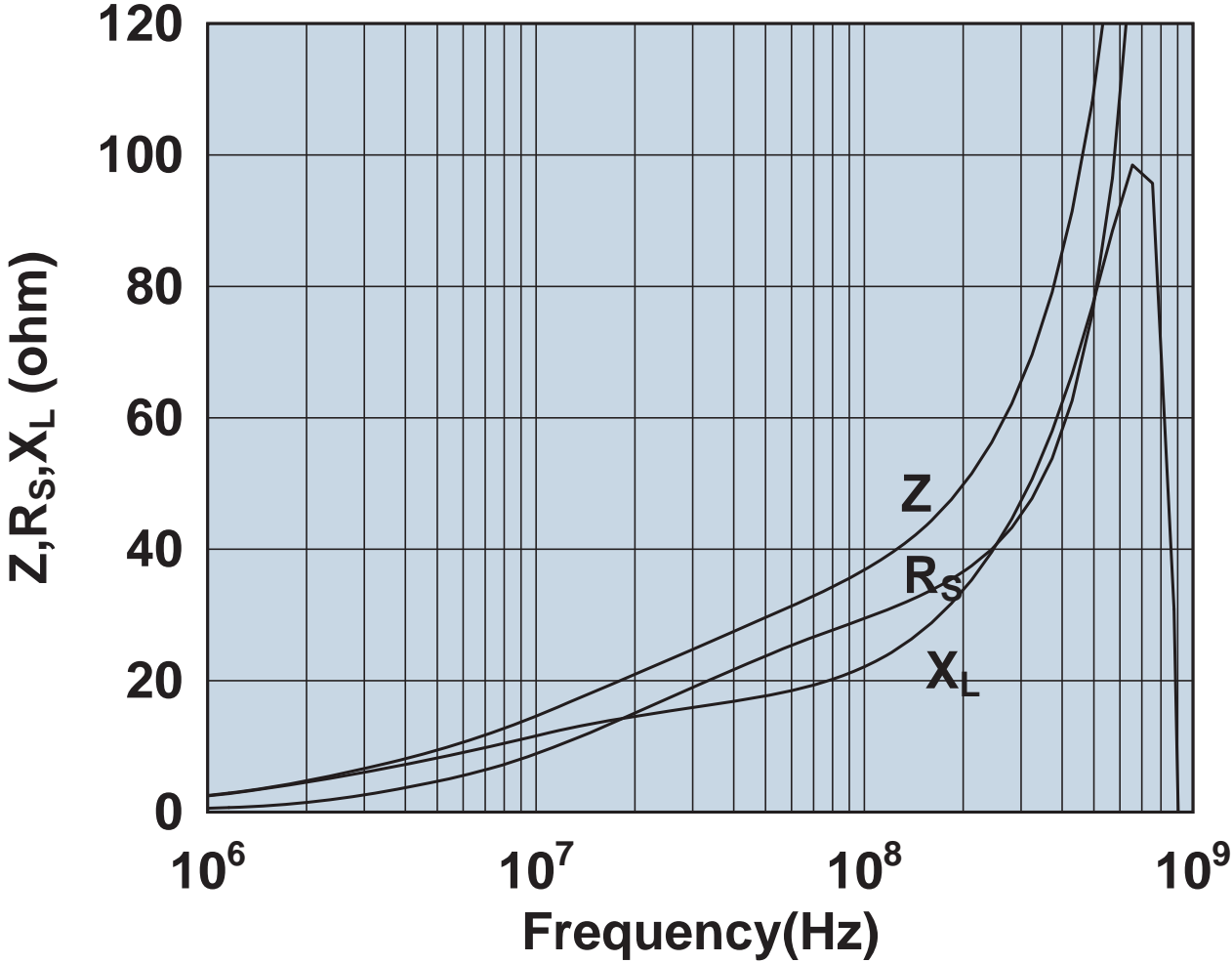
Impedance, reactance, and resistance vs. frequency.

2643801502



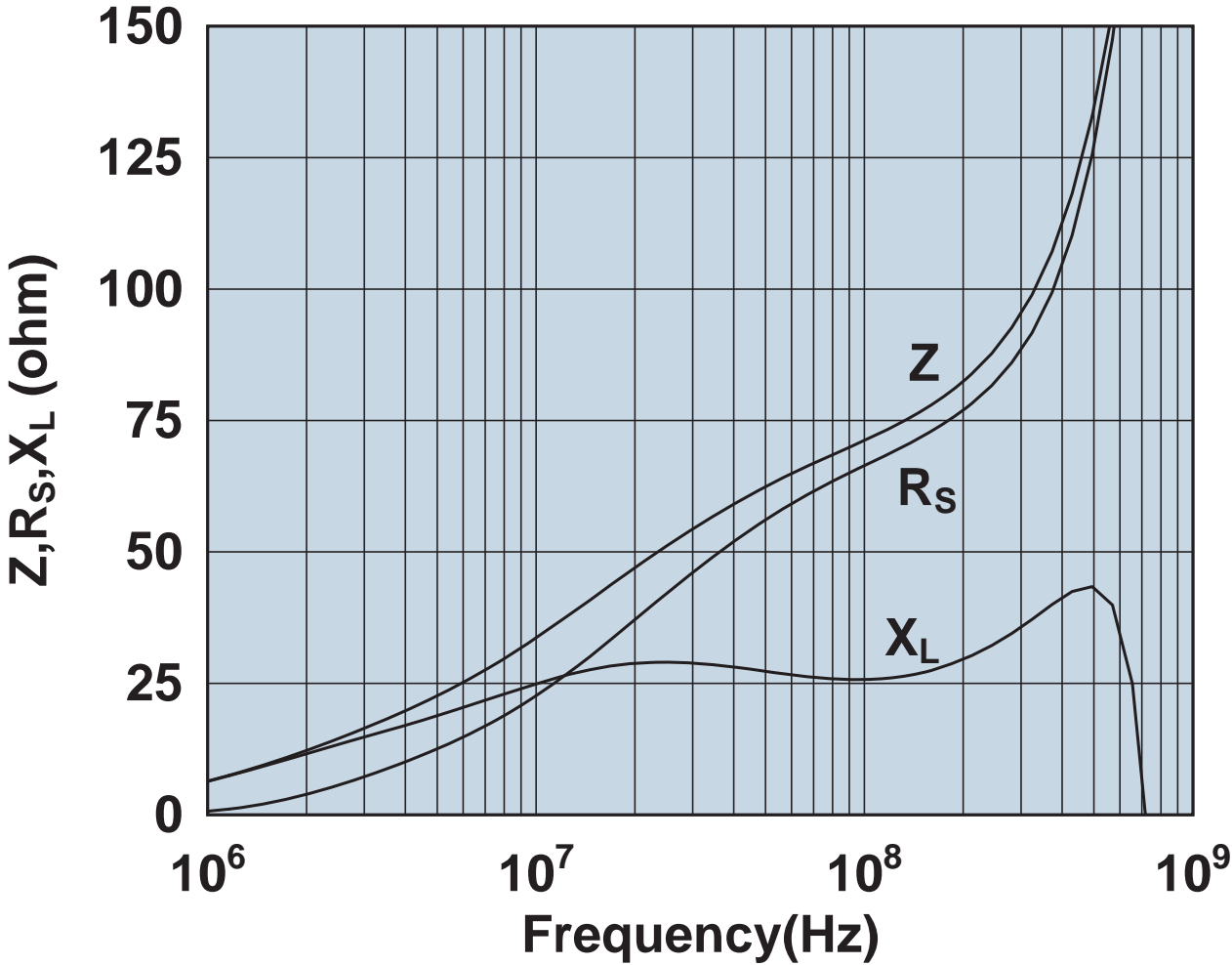
Impedance, reactance, and resistance vs. frequency.

2643801802



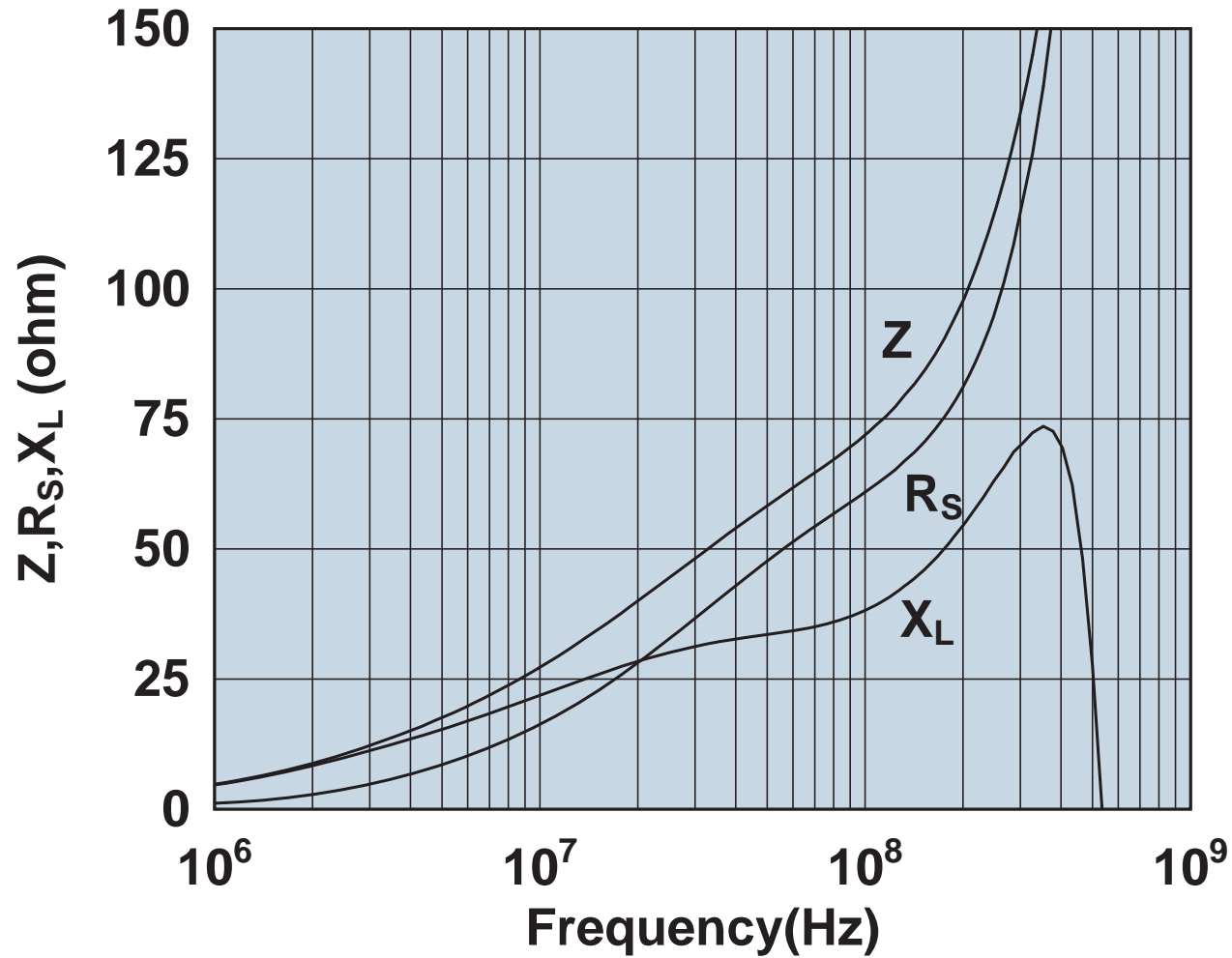
Impedance, reactance, and resistance vs. frequency.

2643801902



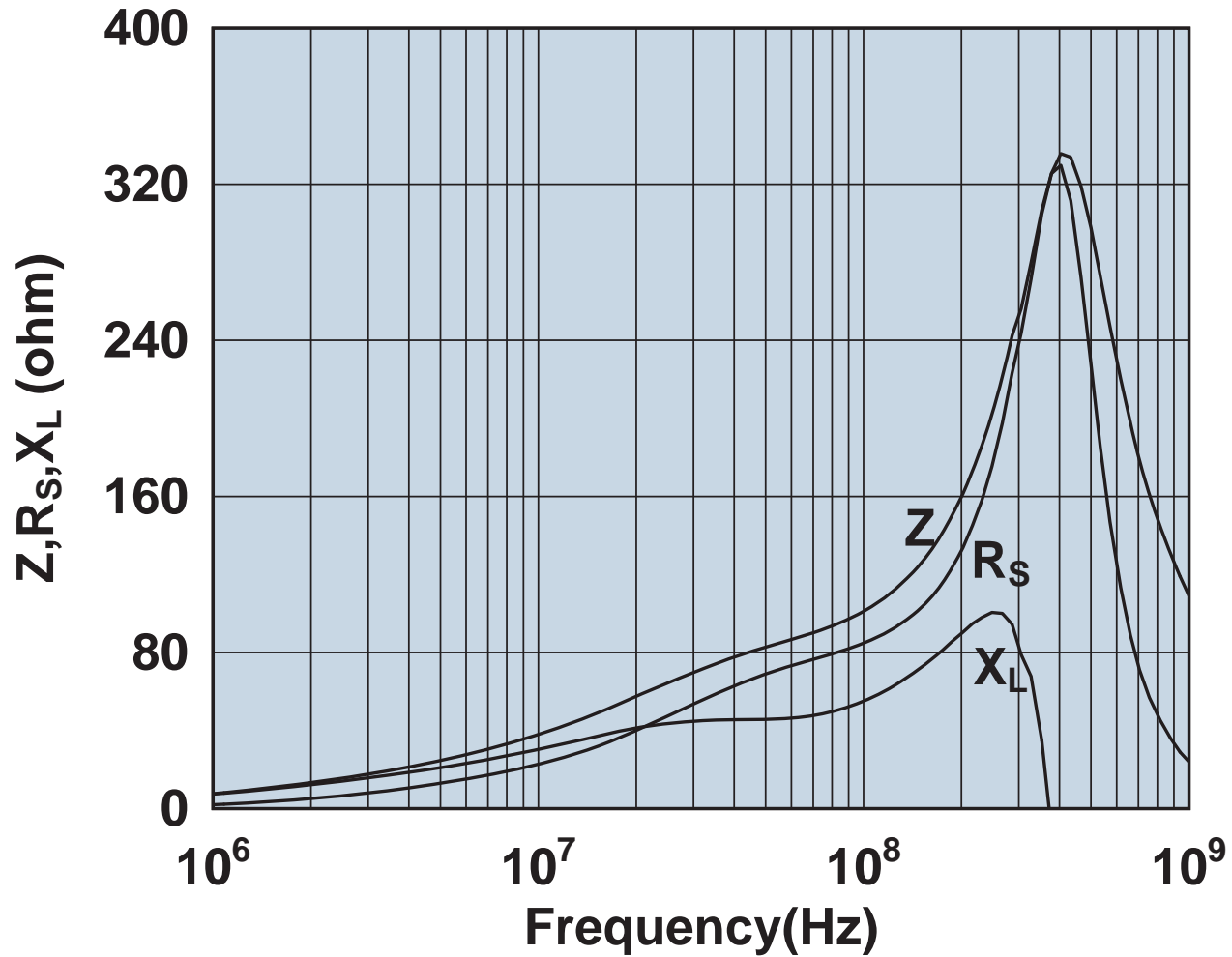
Impedance, reactance, and resistance vs. frequency.

2643802702



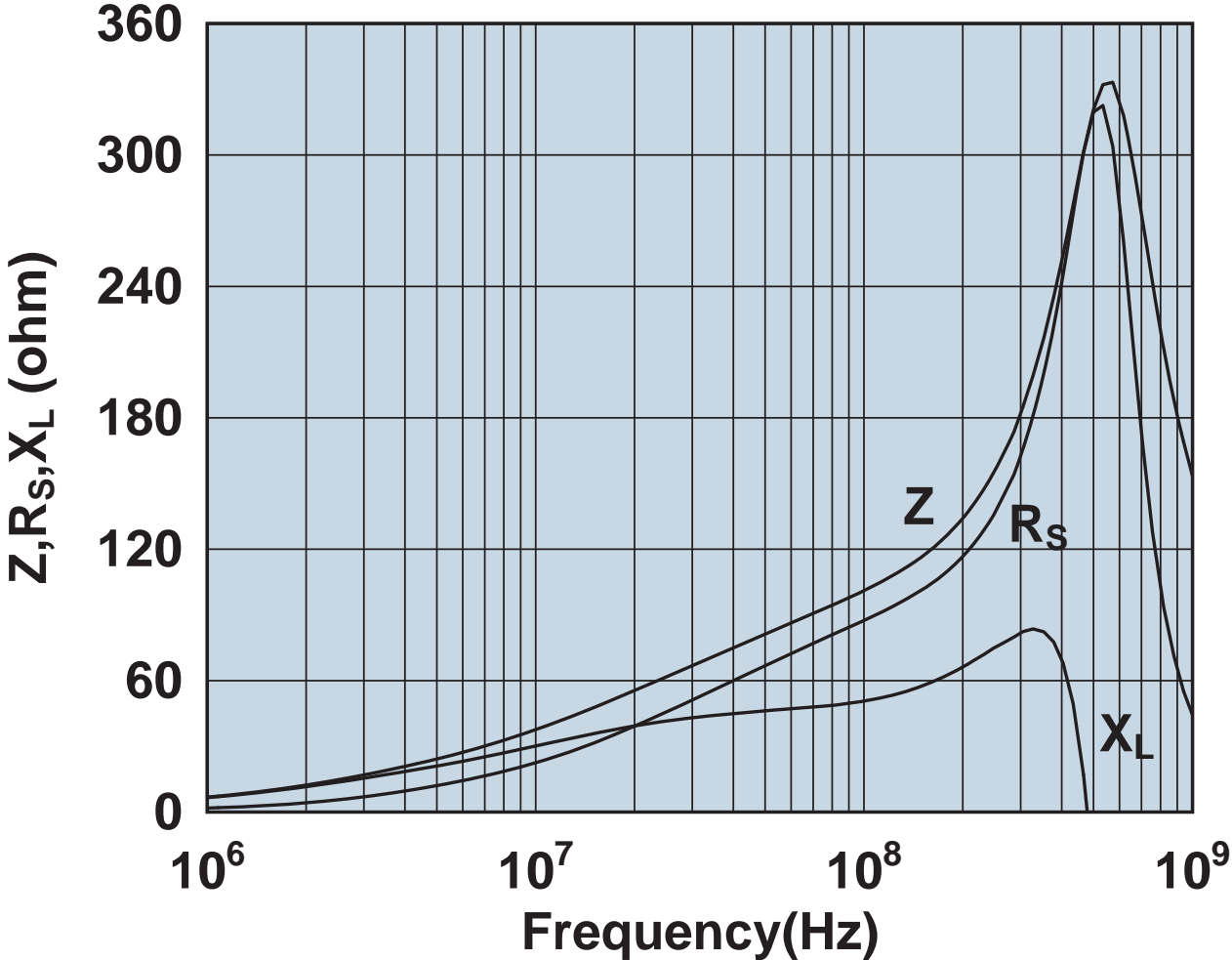
Impedance, reactance, and resistance vs. frequency.

2643803802



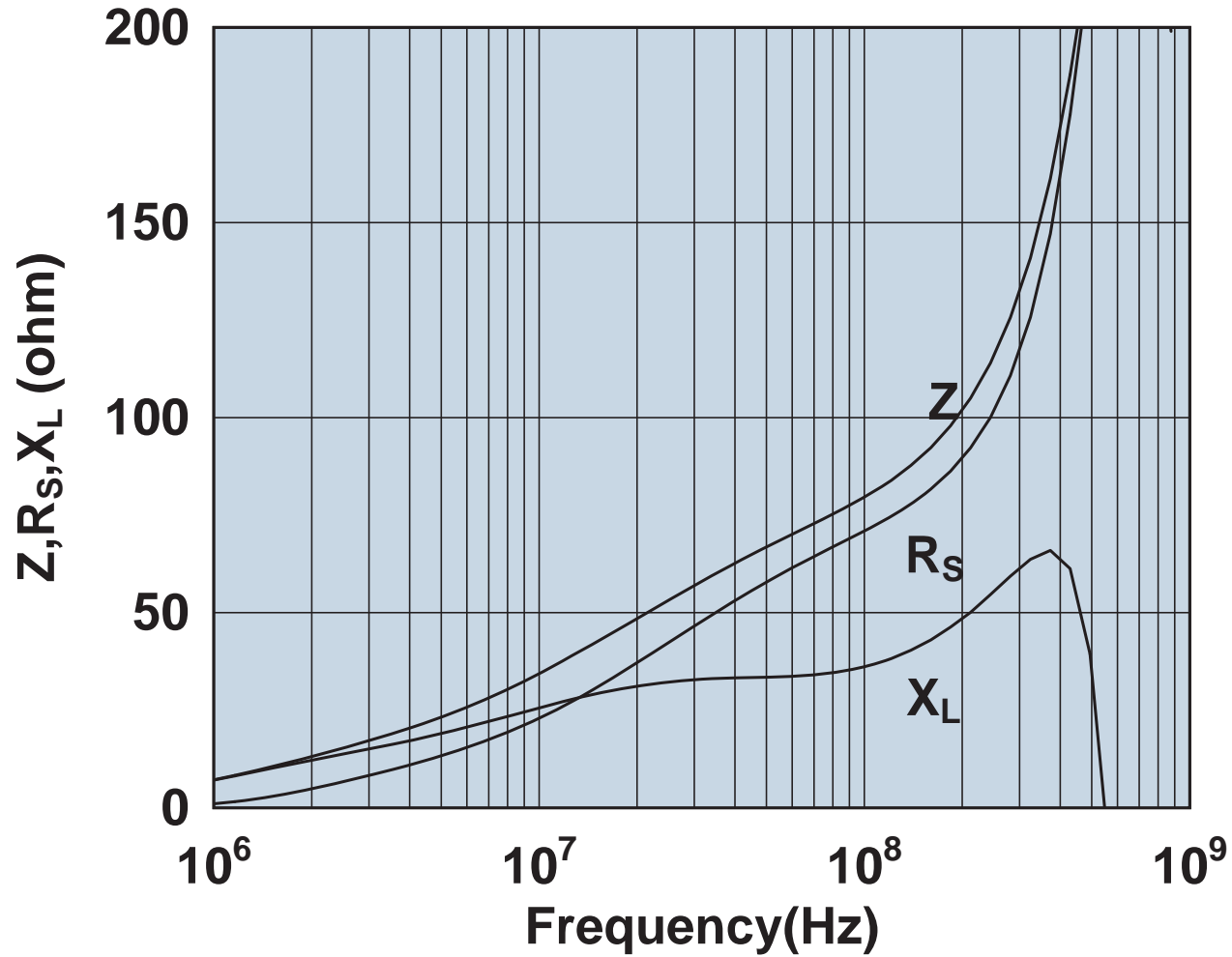
Impedance, reactance, and resistance vs. frequency.

2643804502



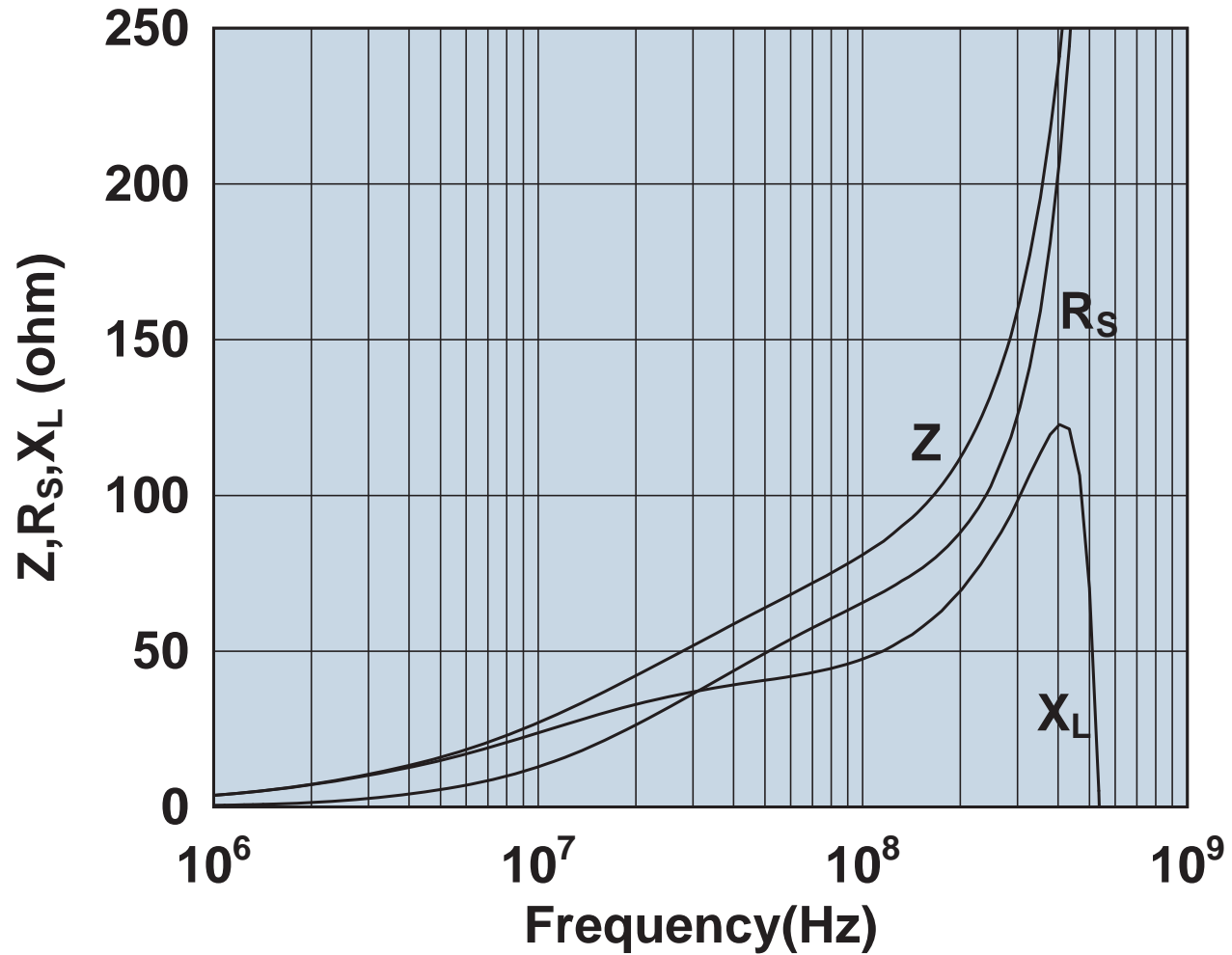
Impedance, reactance, and resistance vs. frequency.

2643806402



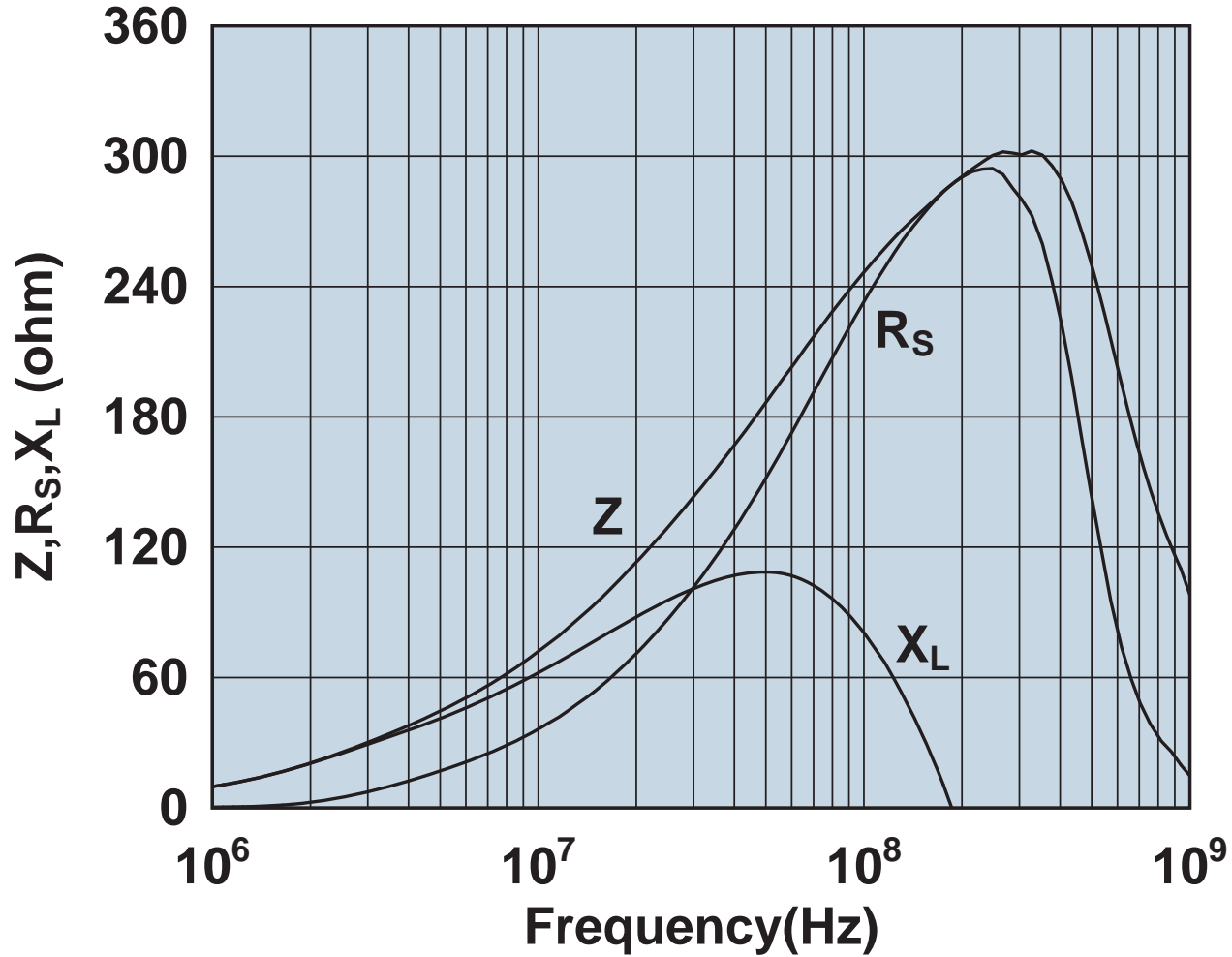
Impedance, reactance, and resistance vs. frequency.

2643806406



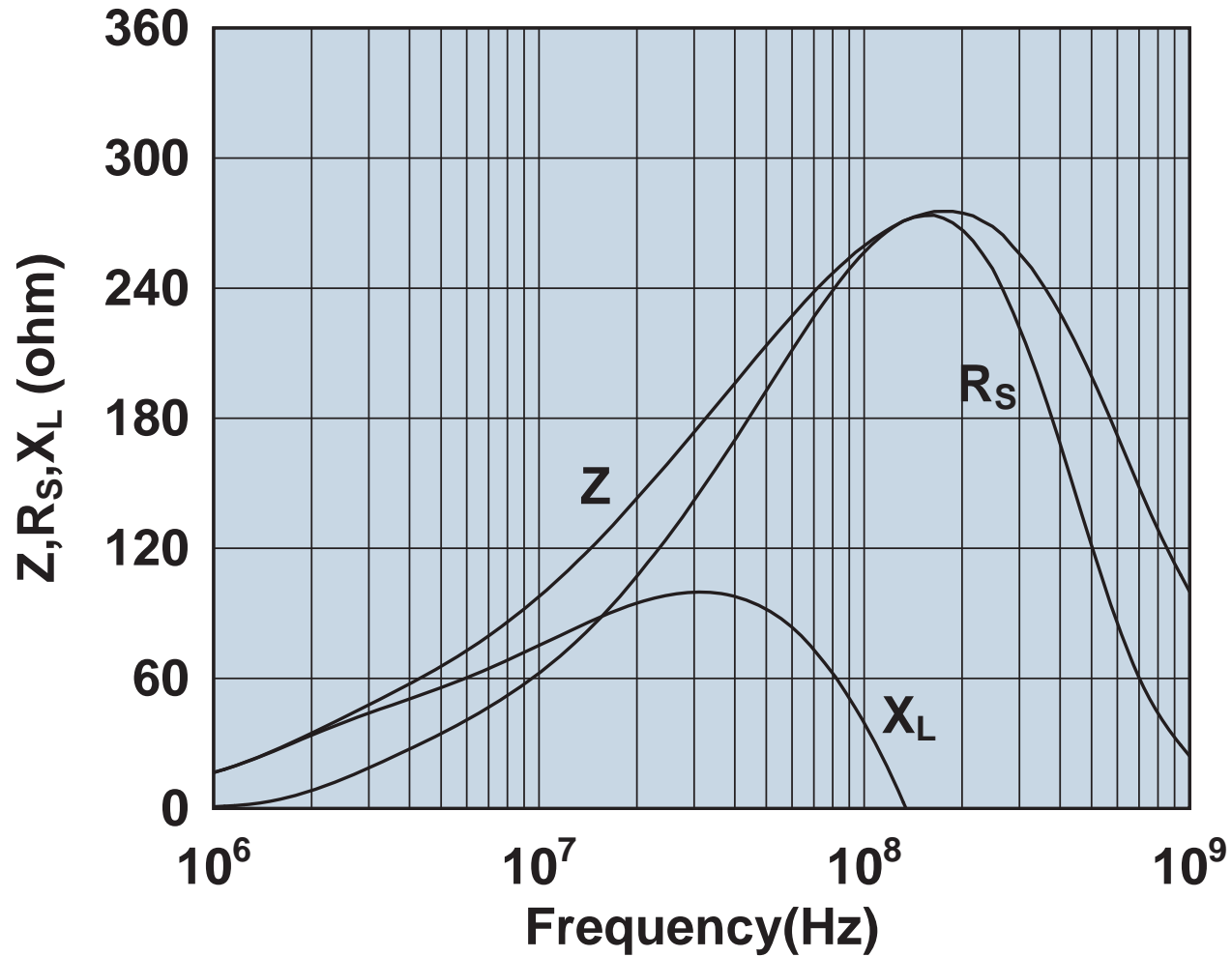
Impedance, reactance, and resistance vs. frequency.

2644164181



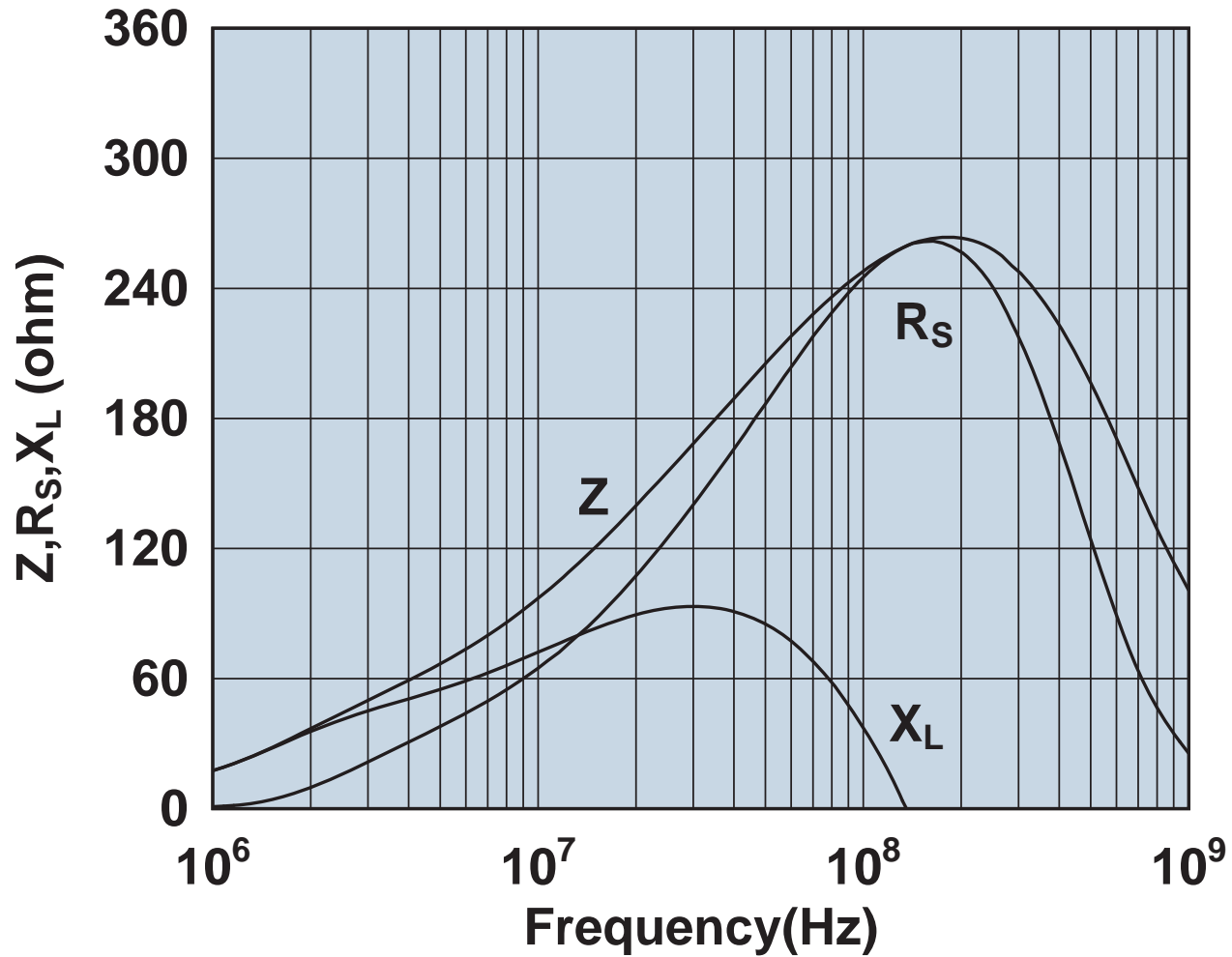
Impedance, reactance, and resistance vs. frequency.

2644164281



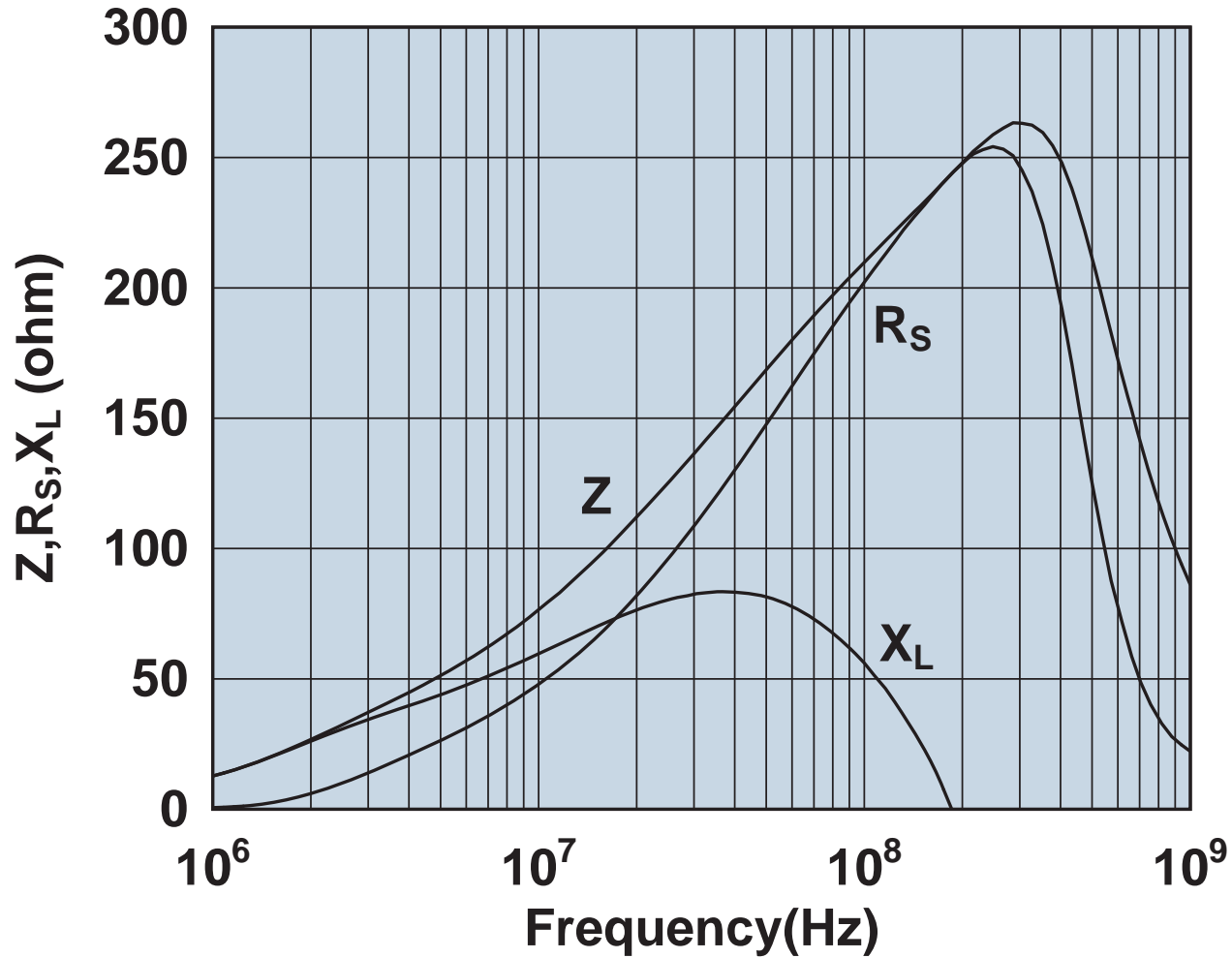
Impedance, reactance, and resistance vs. frequency.

2644164951



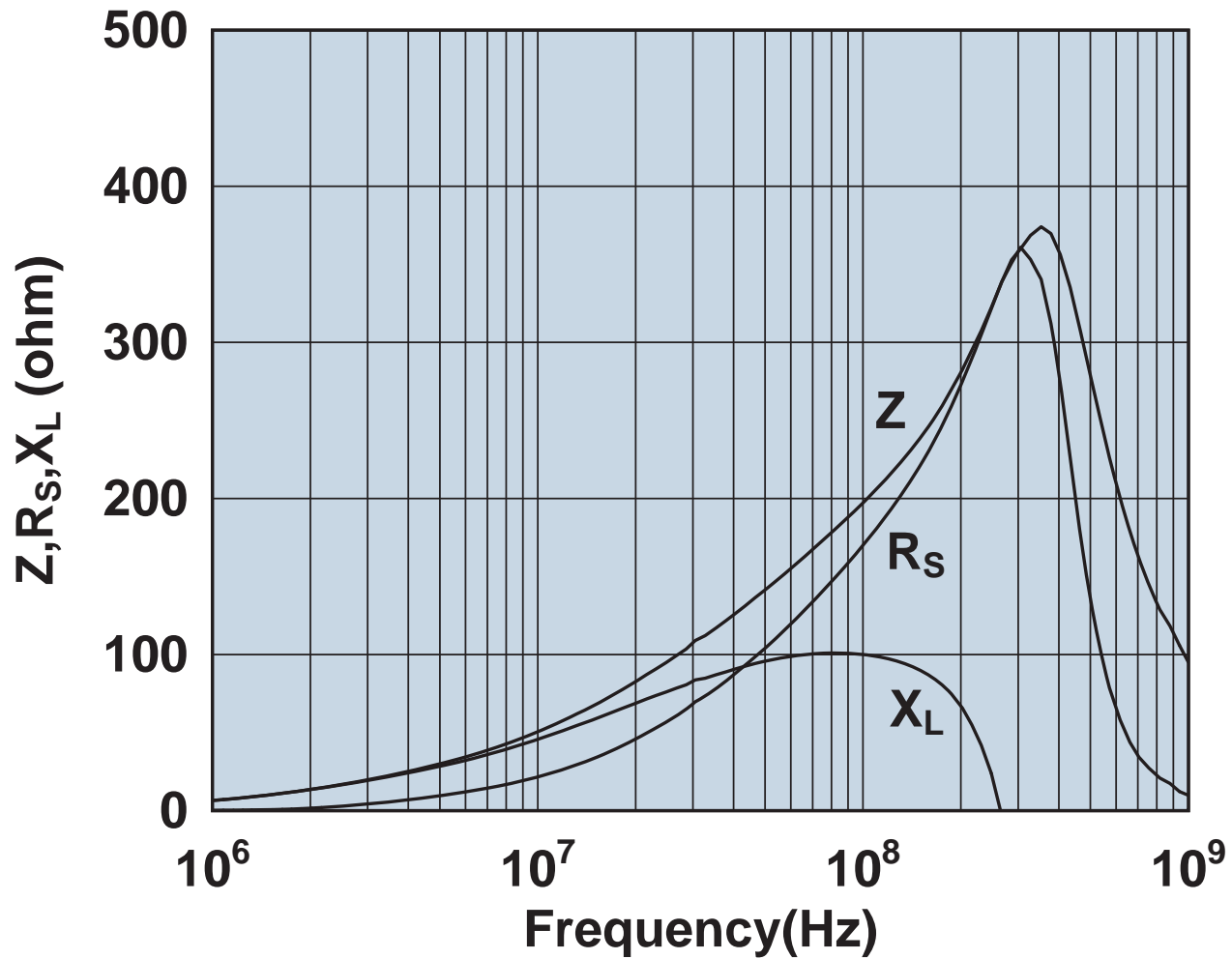
Impedance, reactance, and resistance vs. frequency.

2644167281



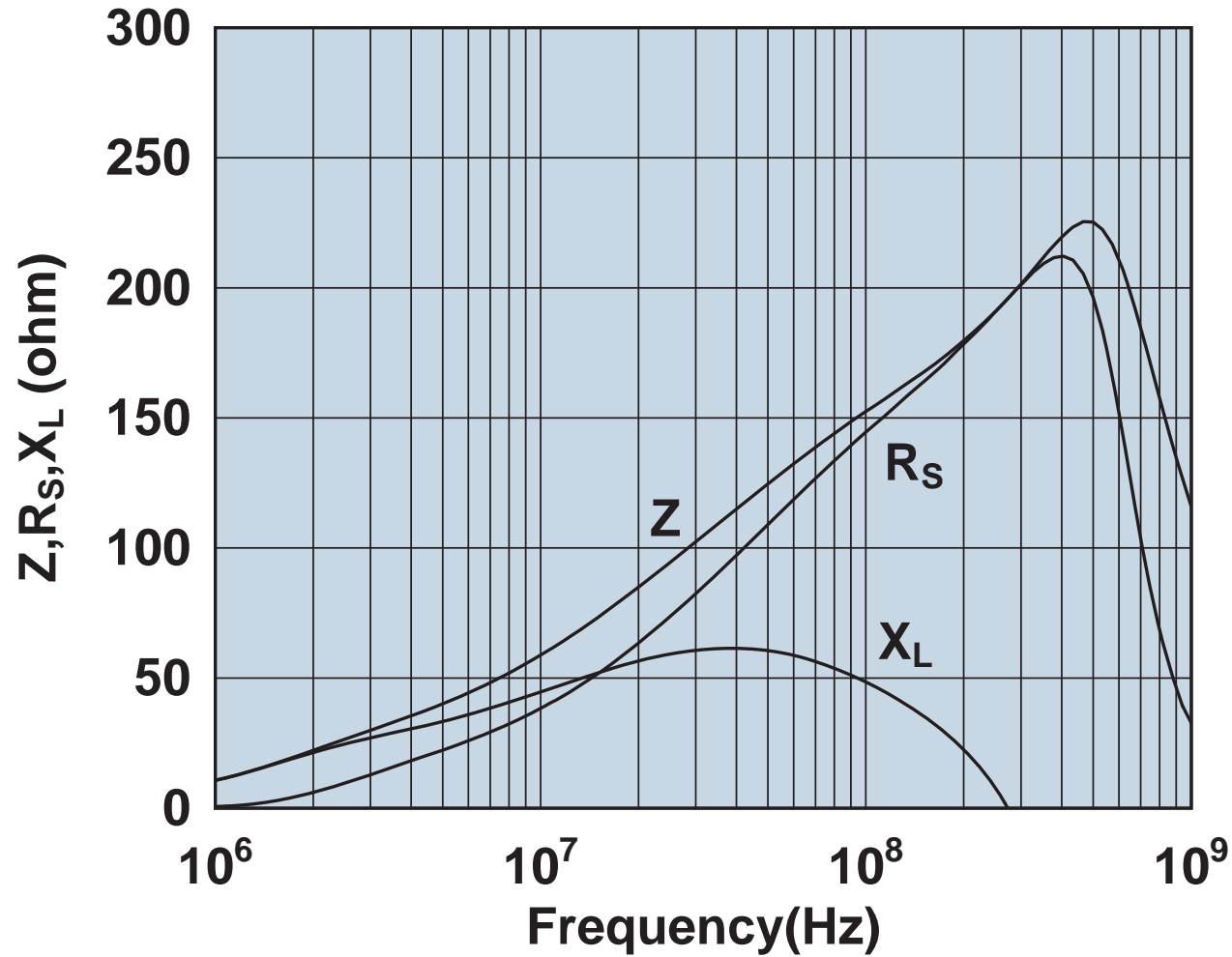
Impedance, reactance, and resistance vs. frequency.

2644173551



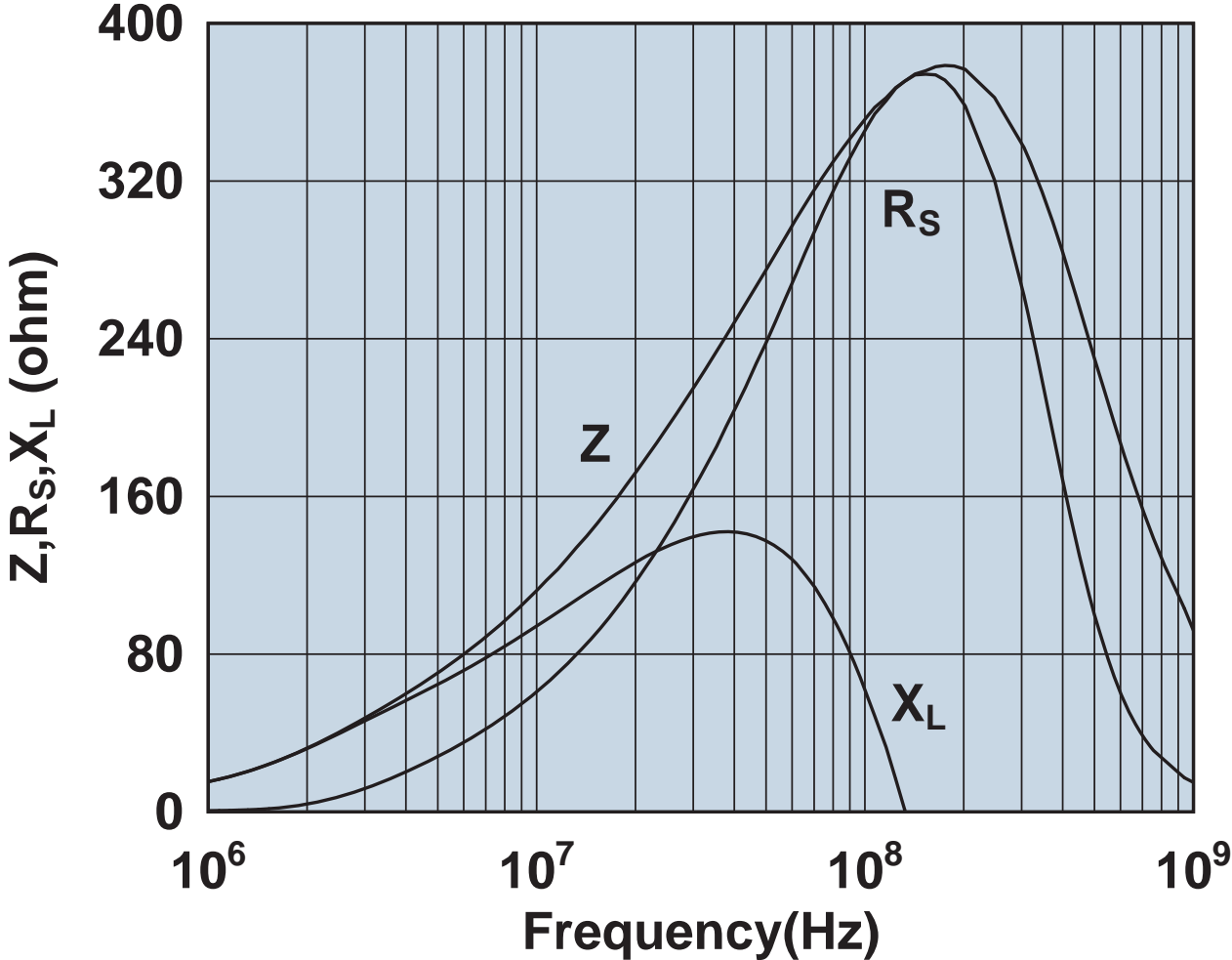
Impedance, reactance, and resistance vs. frequency.

2644173951



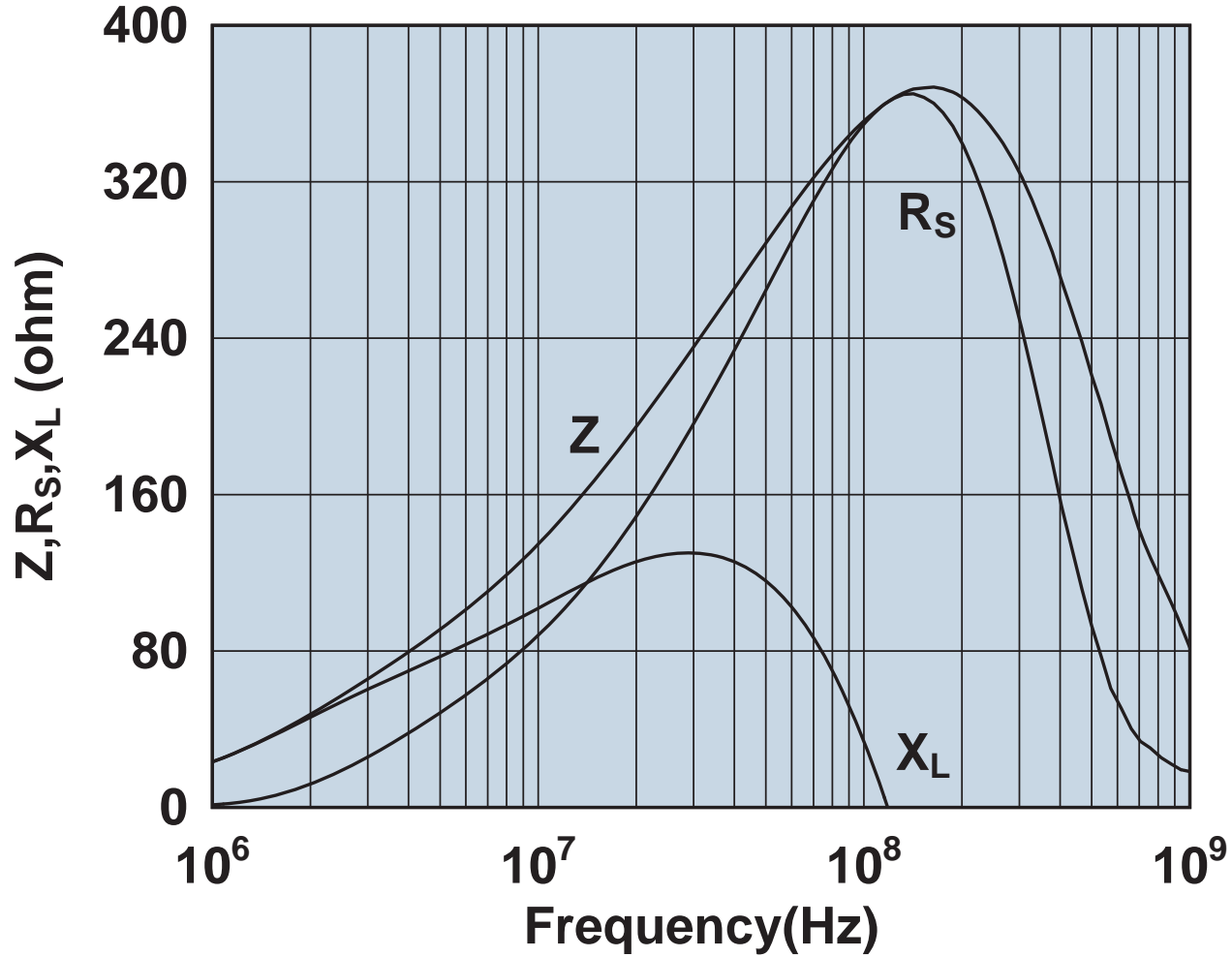
Impedance, reactance, and resistance vs. frequency.

2644176451



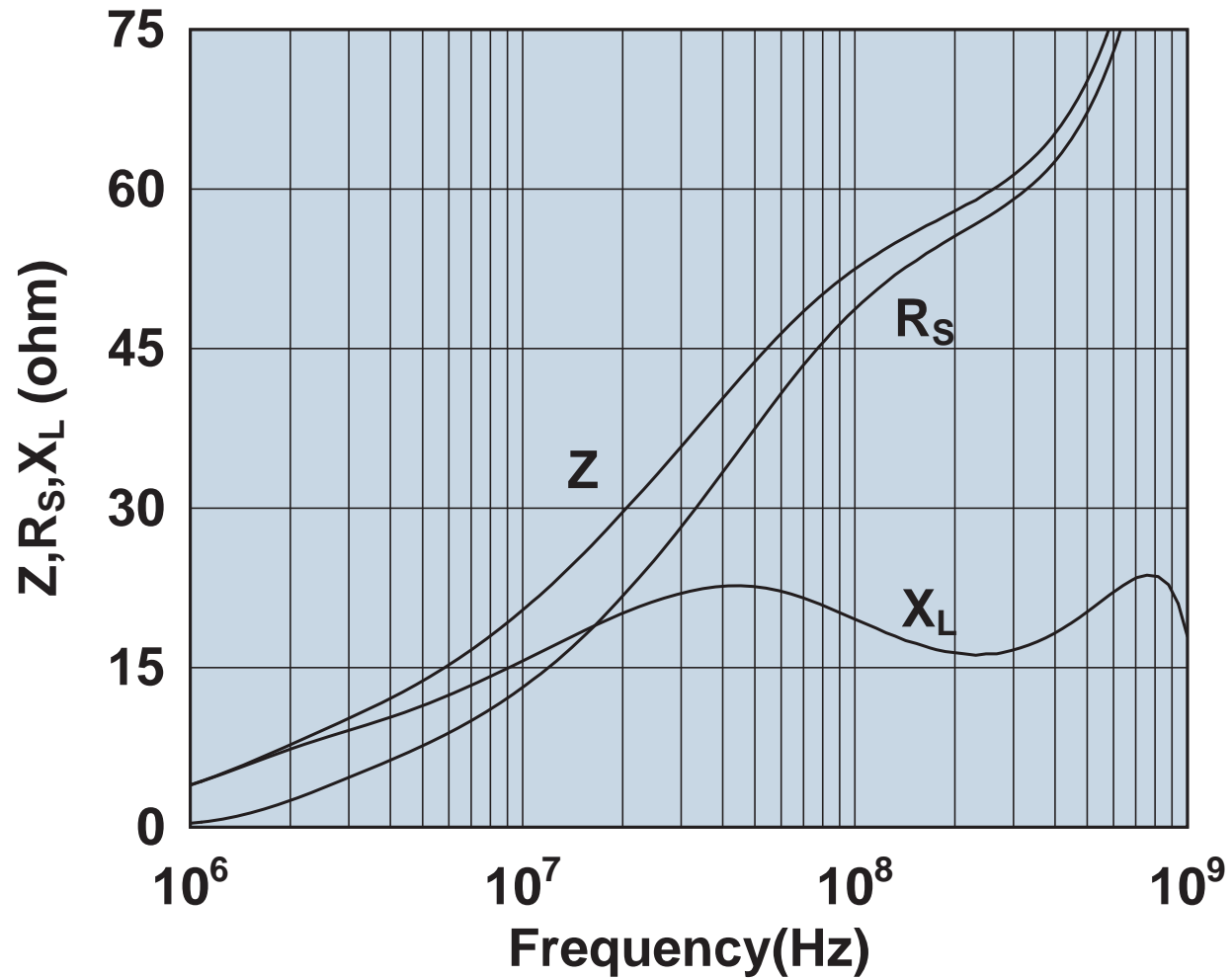
Impedance, reactance, and resistance vs. frequency.

2644177081



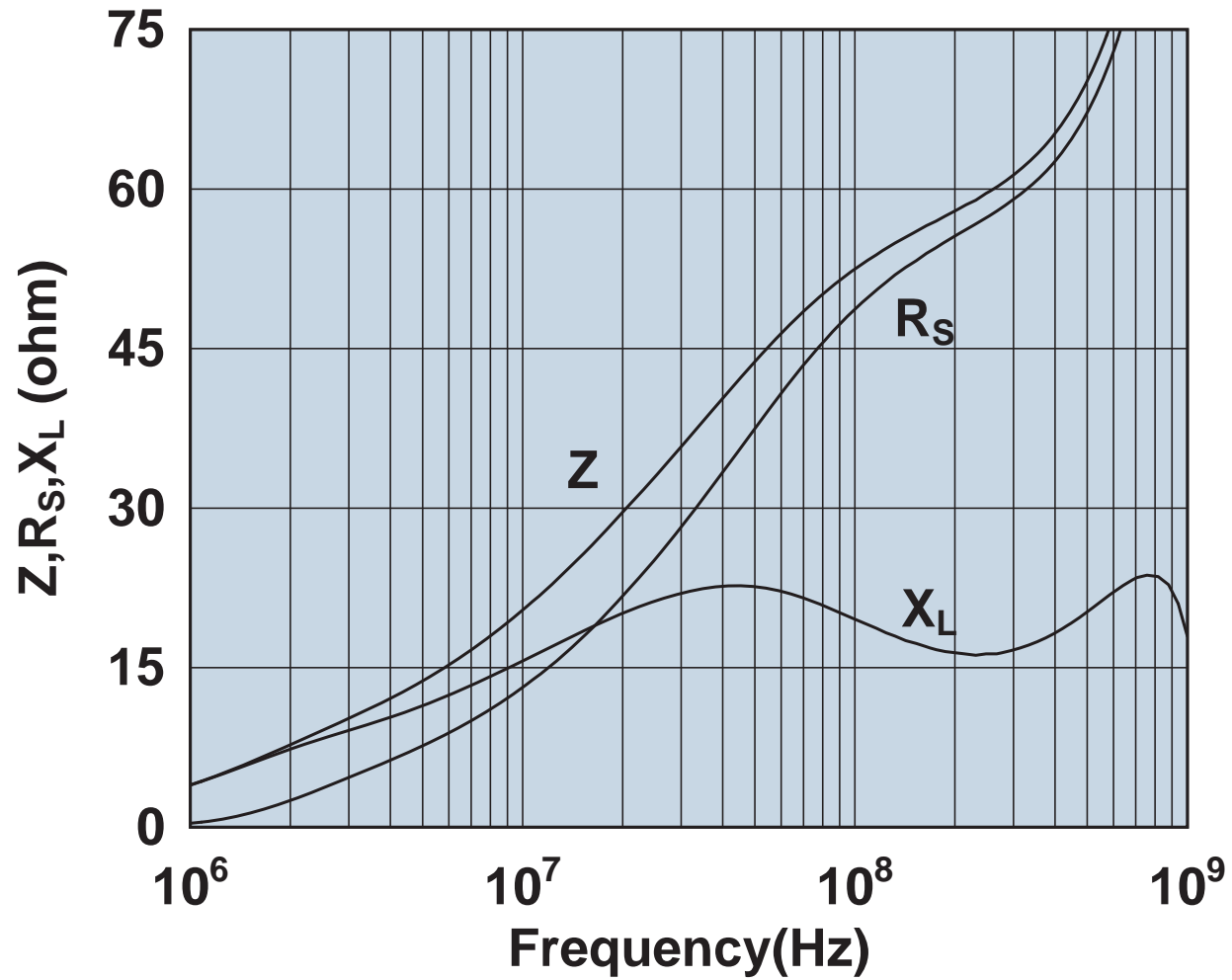
Impedance, reactance, and resistance vs. frequency.

2644236001



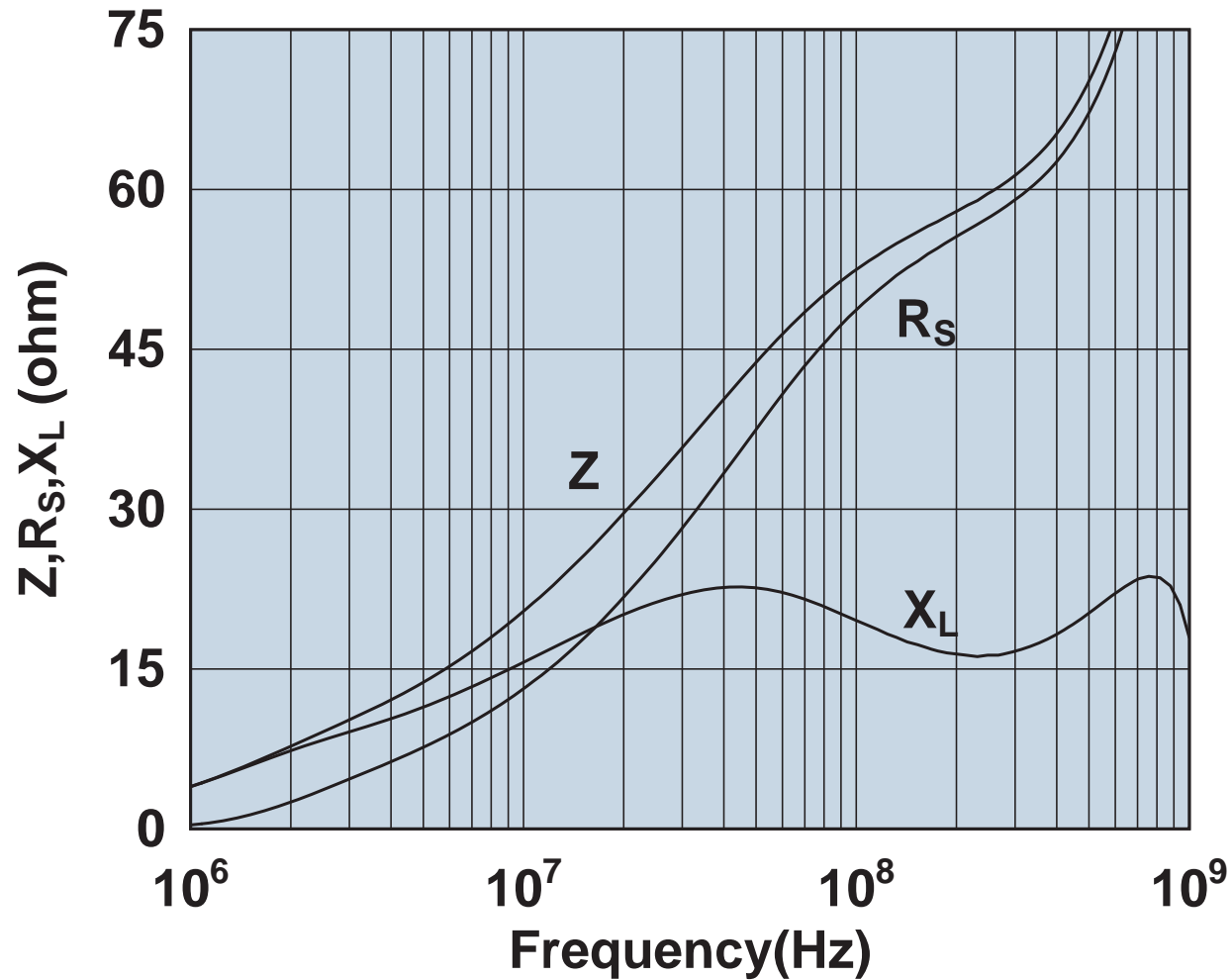
Impedance, reactance, and resistance vs. frequency.

2644236101



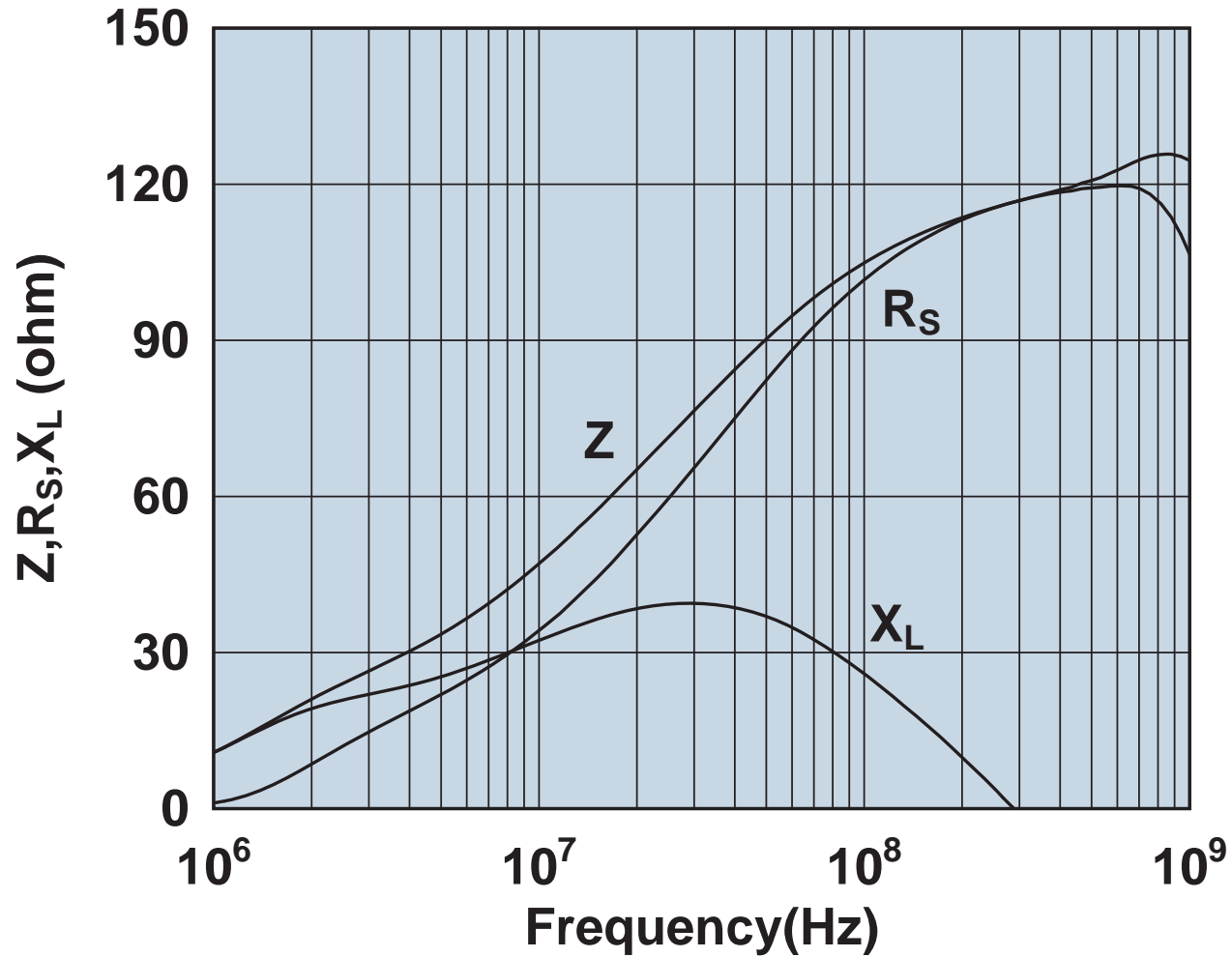
Impedance, reactance, and resistance vs. frequency.

2644236301



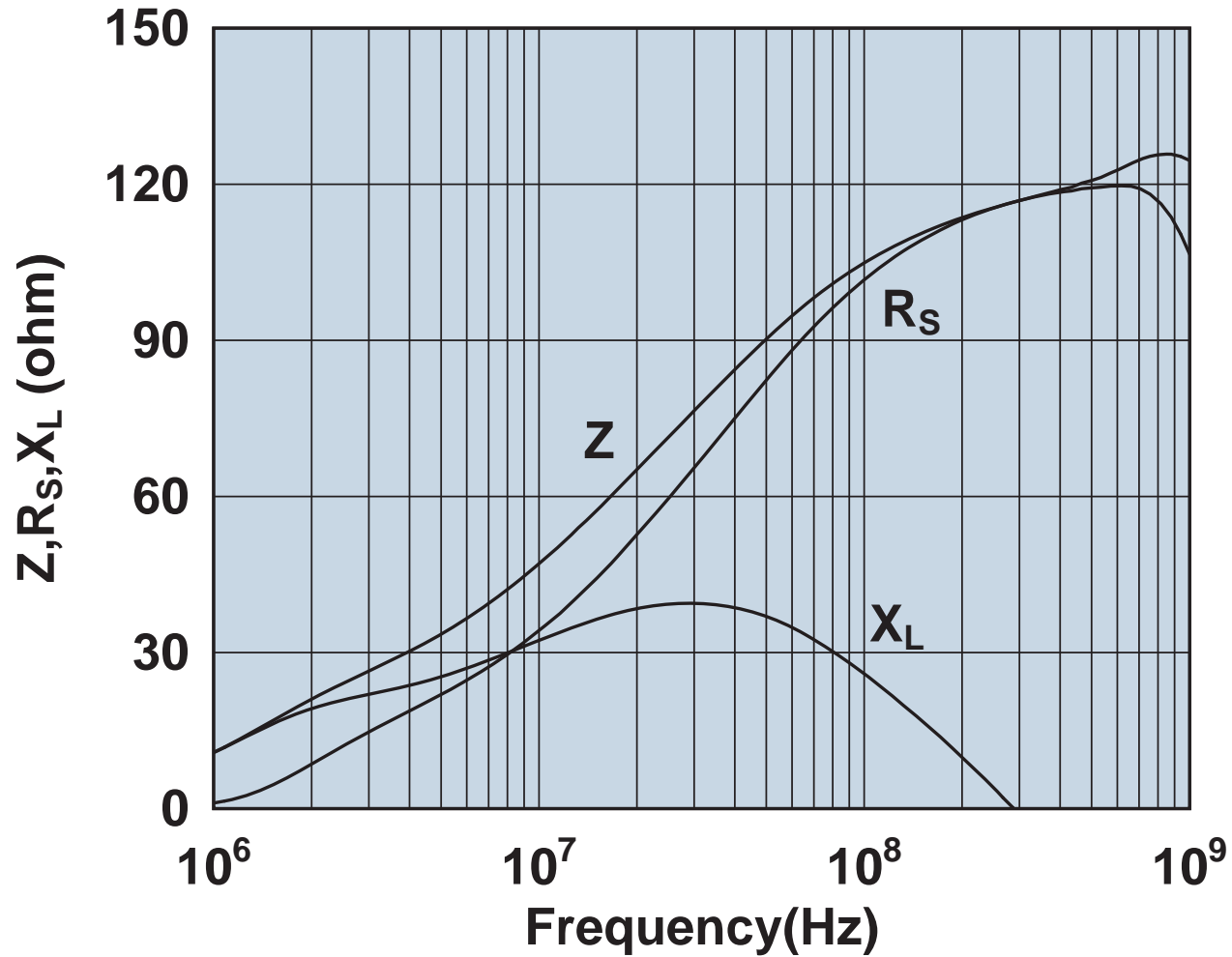
Impedance, reactance, and resistance vs. frequency.

2644236401



Impedance, reactance, and resistance vs. frequency.

2644236501



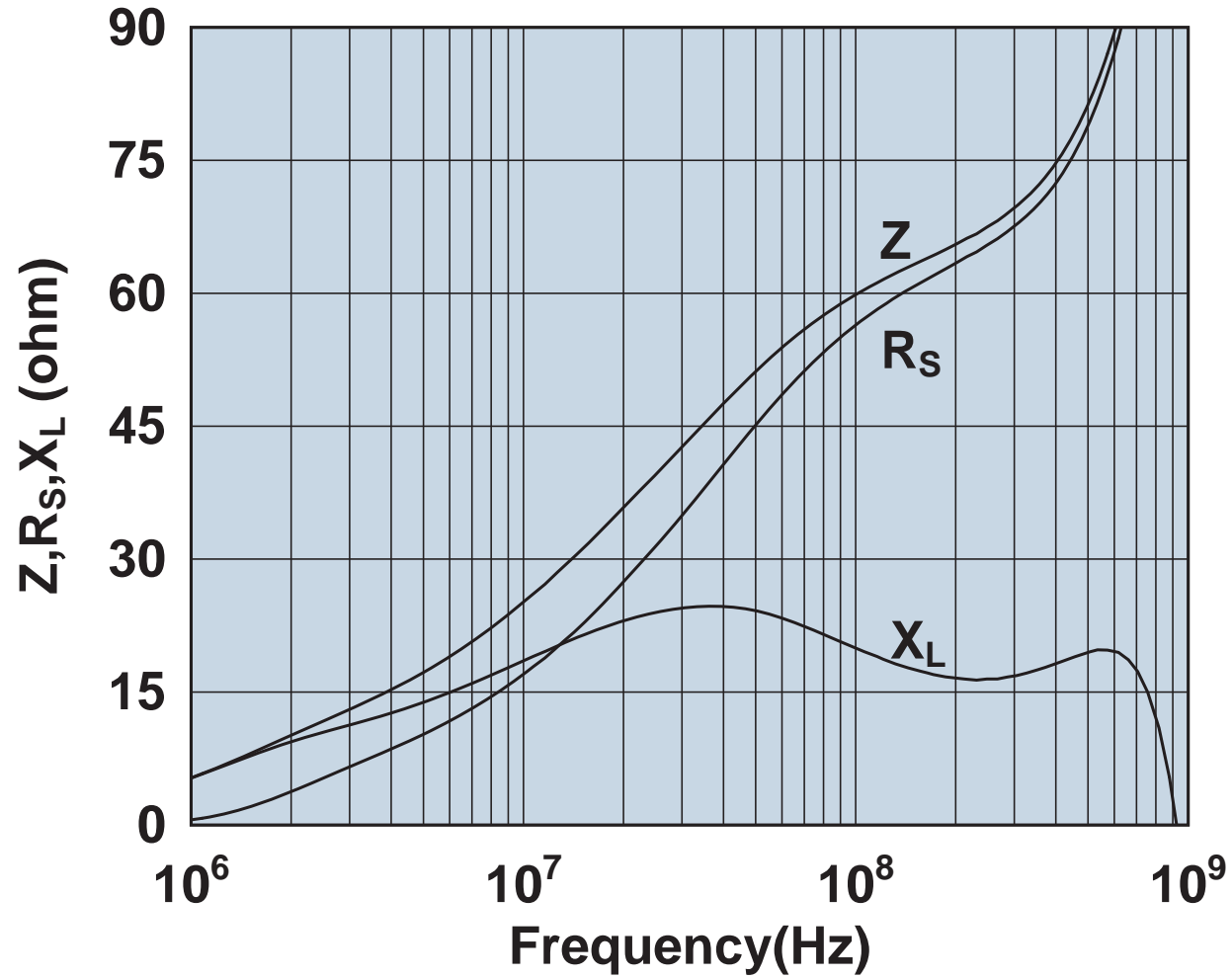
Impedance, reactance, and resistance vs. frequency.

2644236601



Impedance, reactance, and resistance vs. frequency.

2644245601



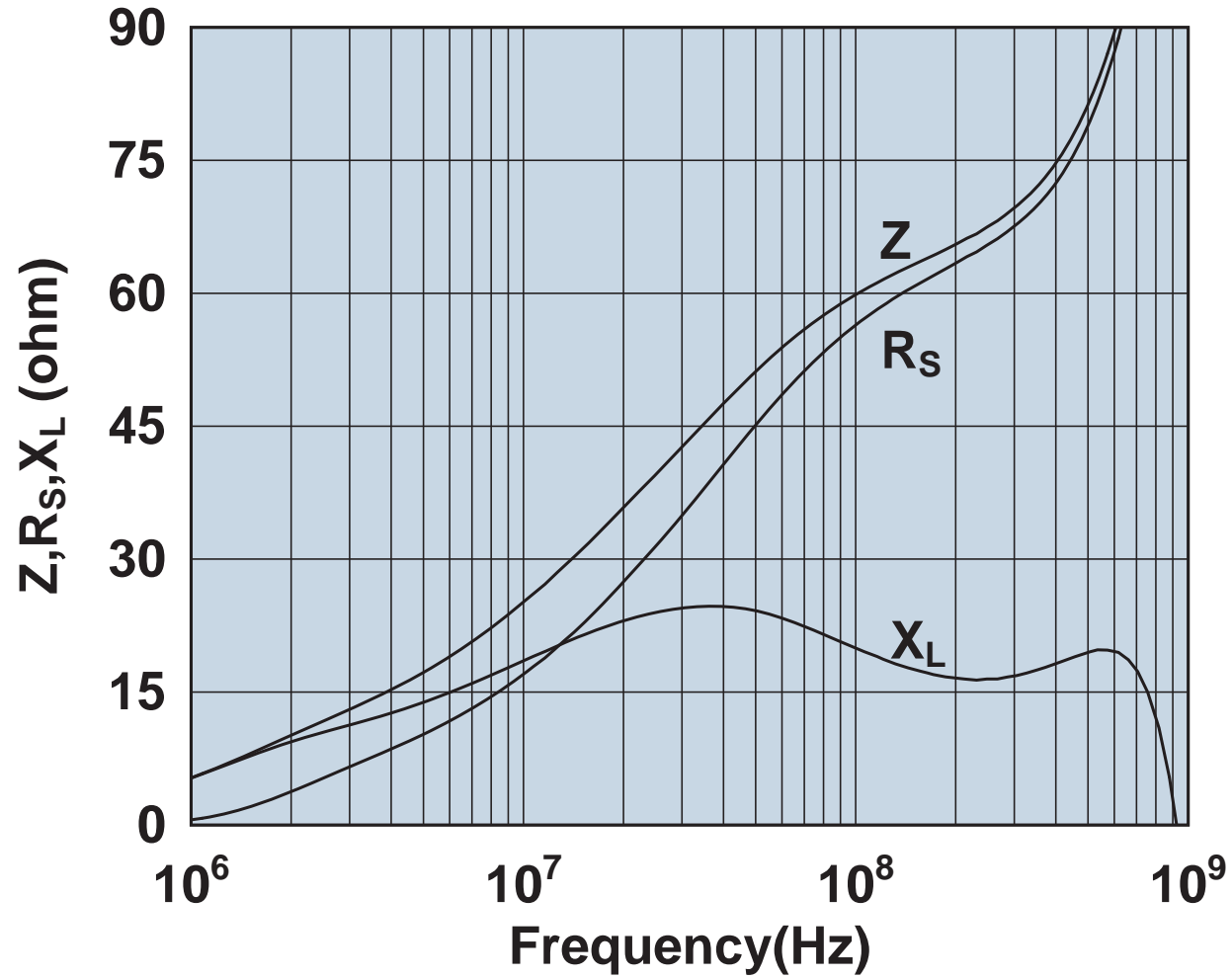
Impedance, reactance, and resistance vs. frequency.

2644245701



Impedance, reactance, and resistance vs. frequency.

2644245801



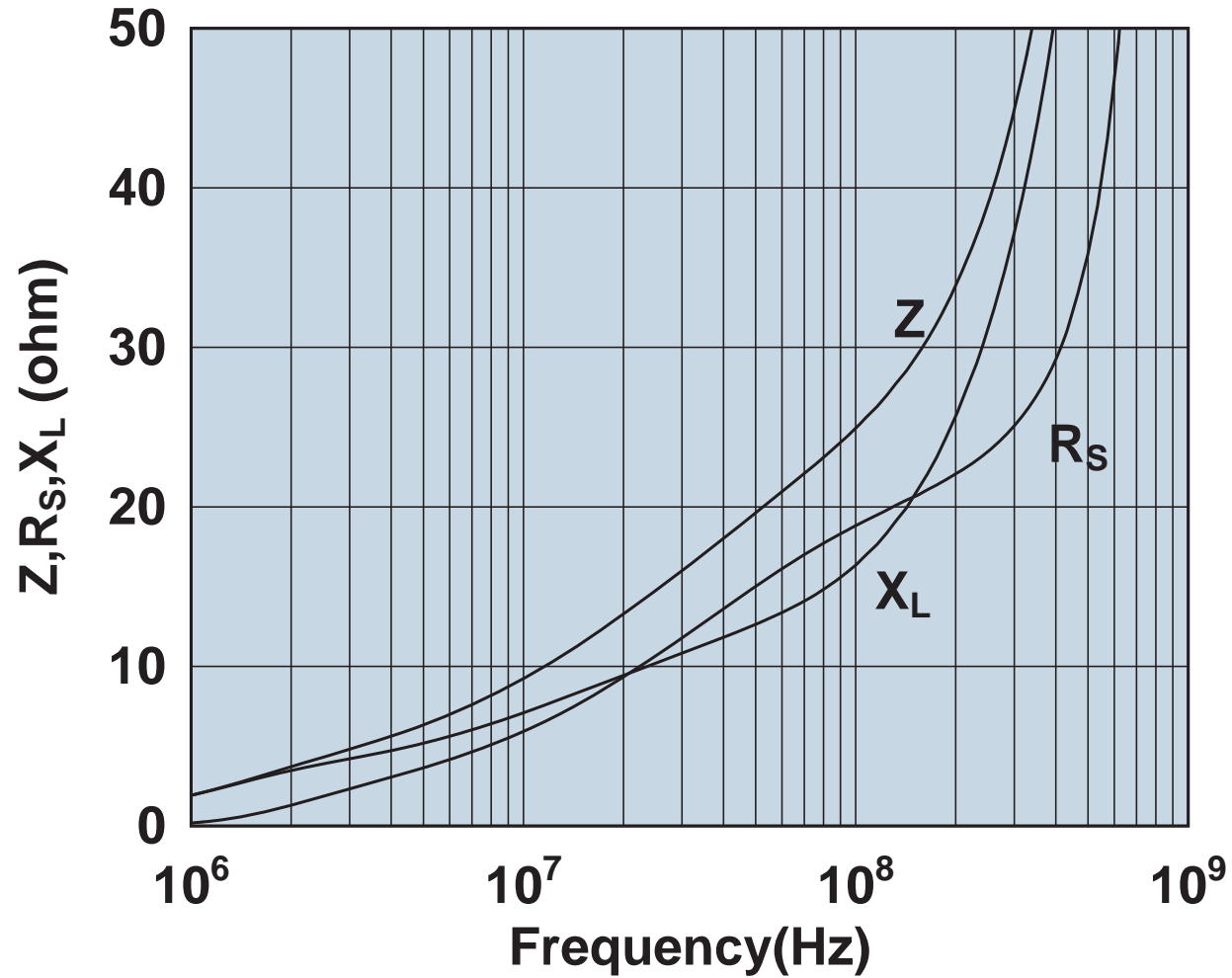
Impedance, reactance, and resistance vs. frequency.

2644245901



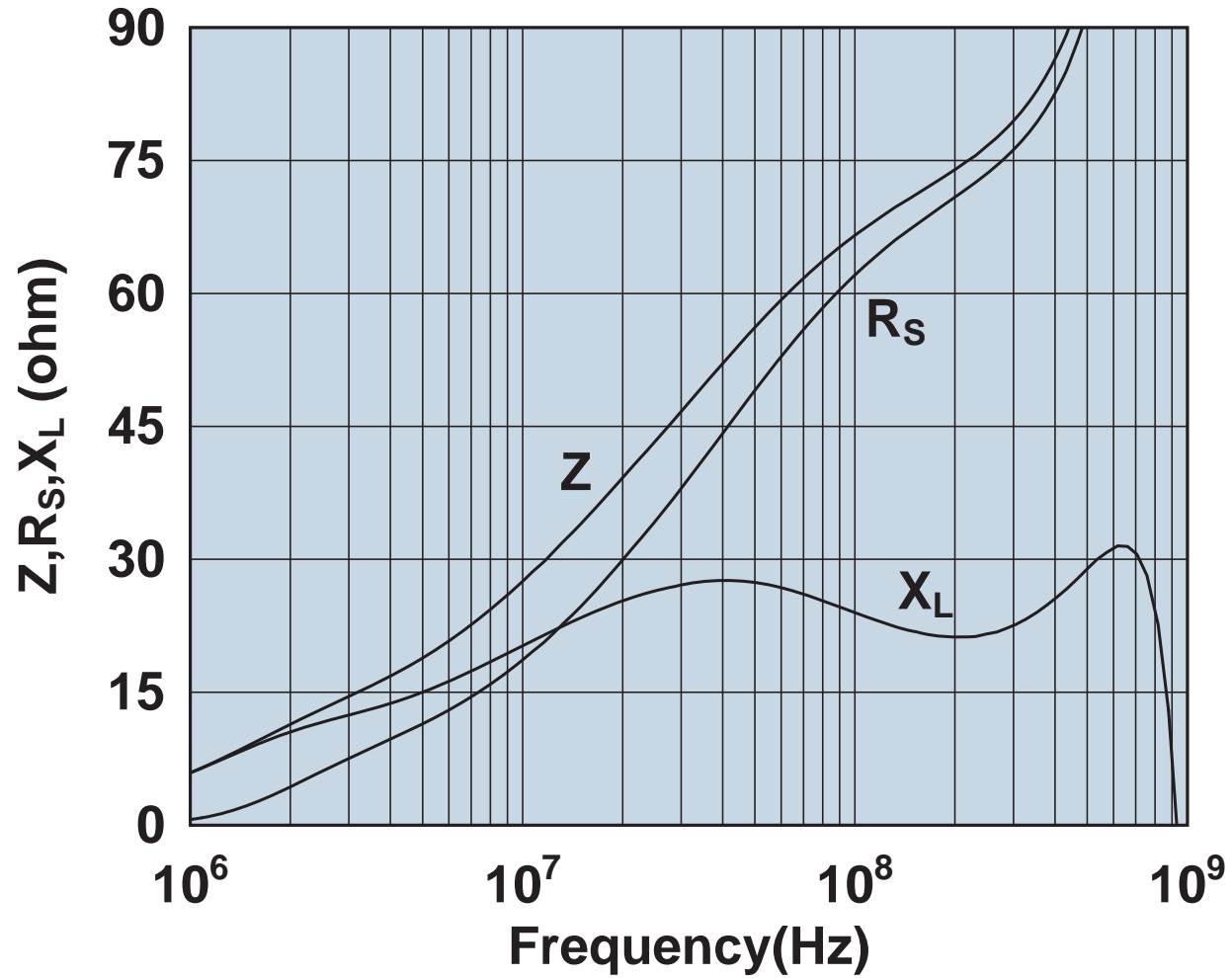
Impedance, reactance, and resistance vs. frequency.

2644246001



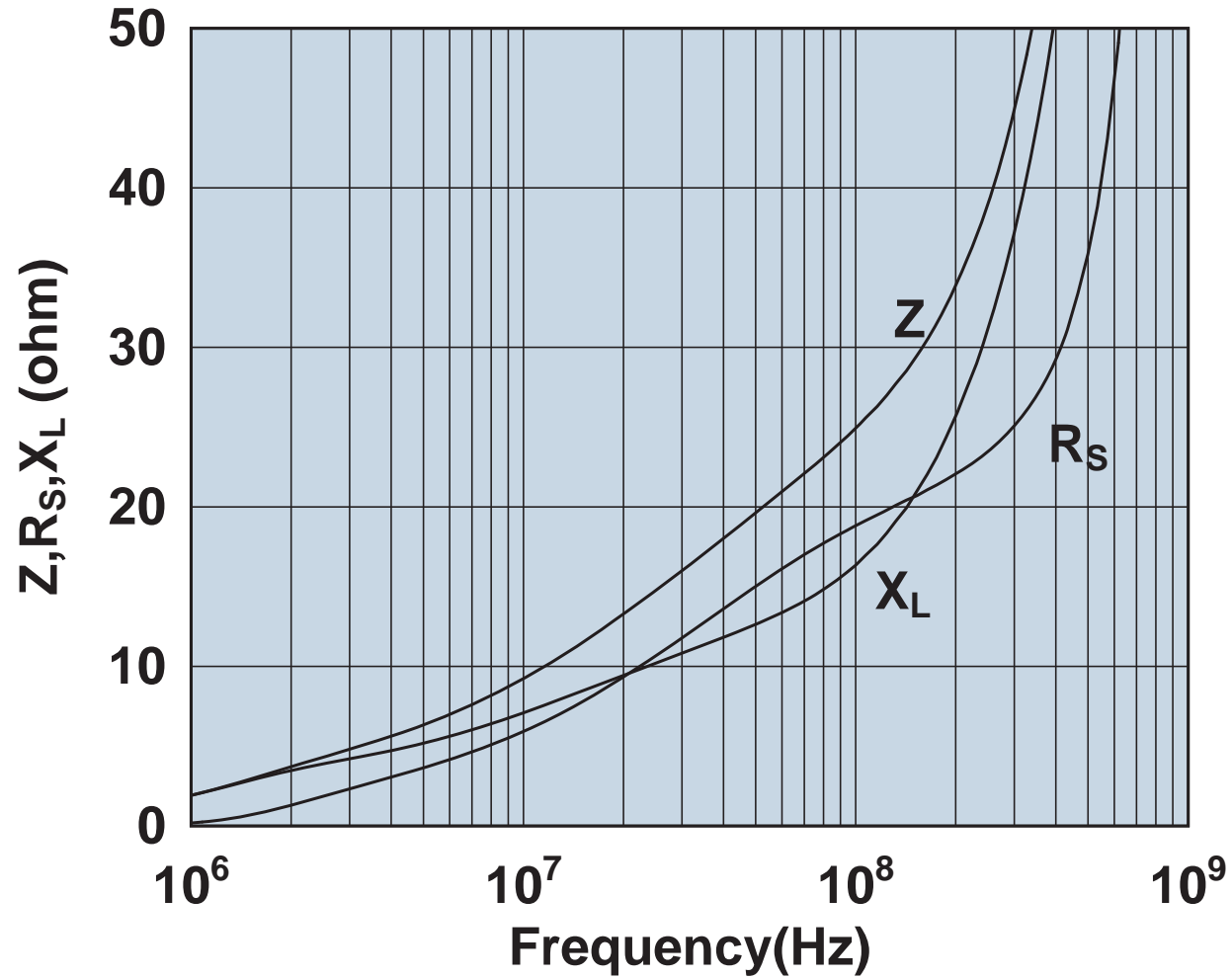
Impedance, reactance, and resistance vs. frequency.

2644246101



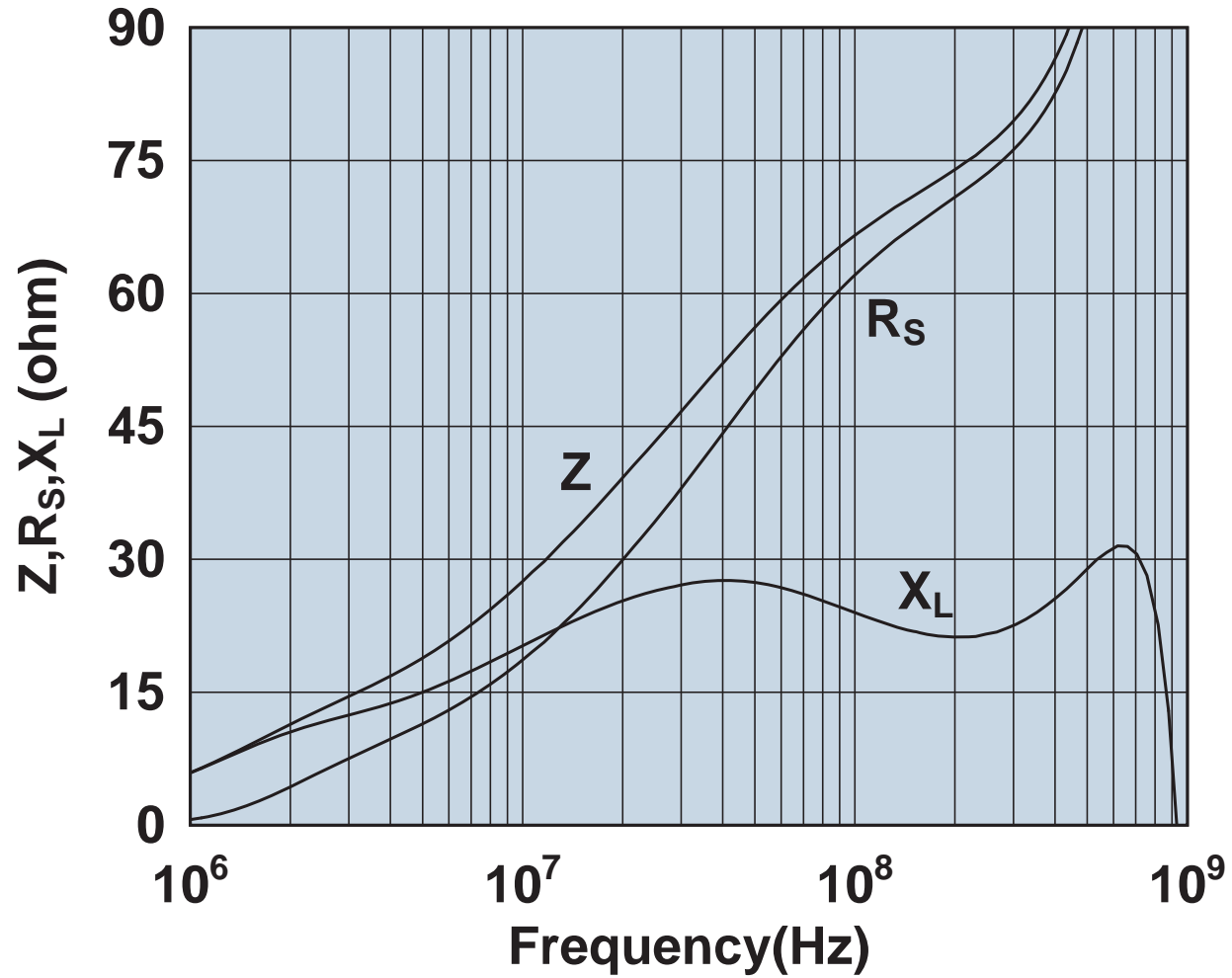
Impedance, reactance, and resistance vs. frequency.

2644246201



Impedance, reactance, and resistance vs. frequency.

2644246301



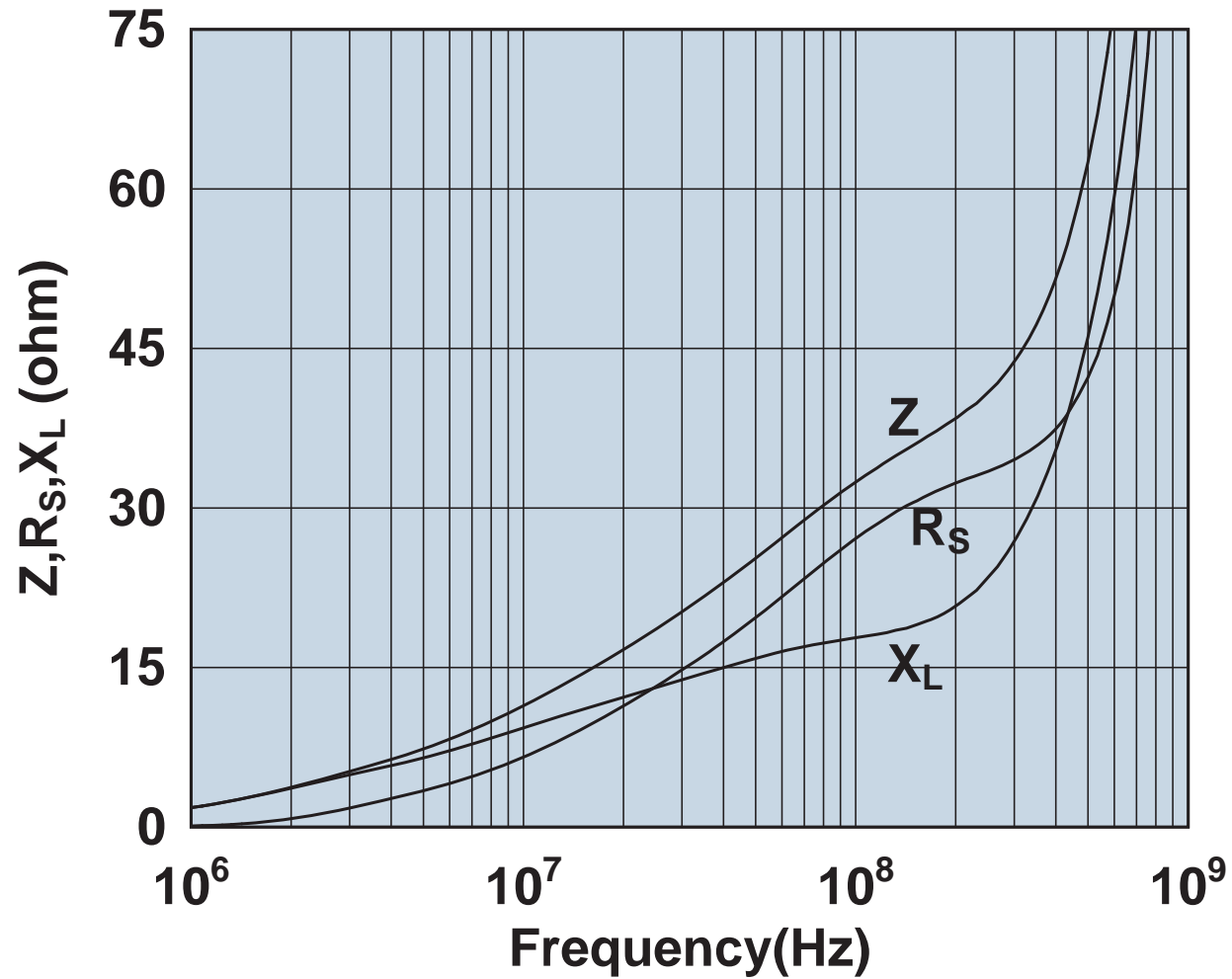
Impedance, reactance, and resistance vs. frequency.

2644246701



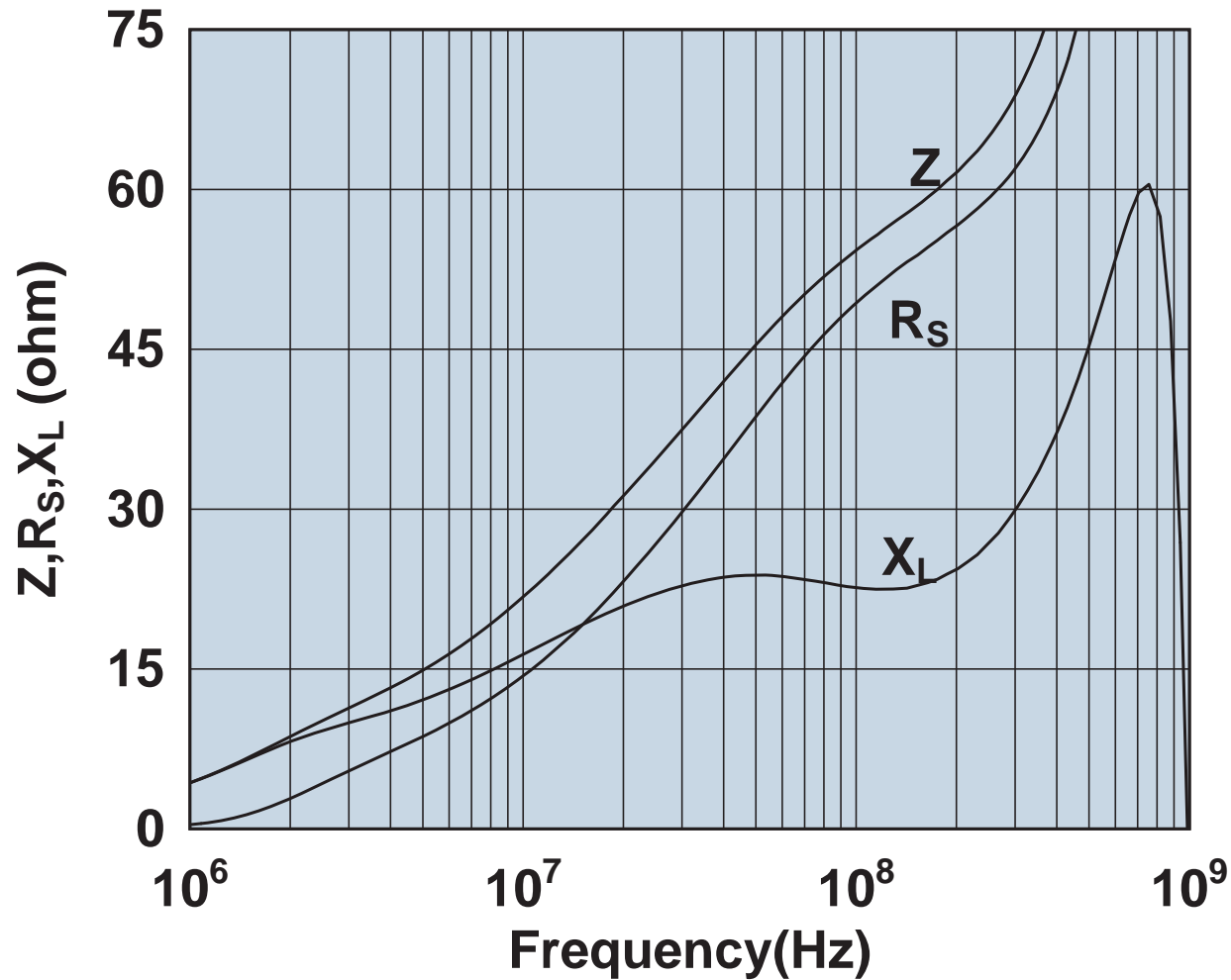
Impedance, reactance, and resistance vs. frequency.

2644246801



Impedance, reactance, and resistance vs. frequency.

2644246901



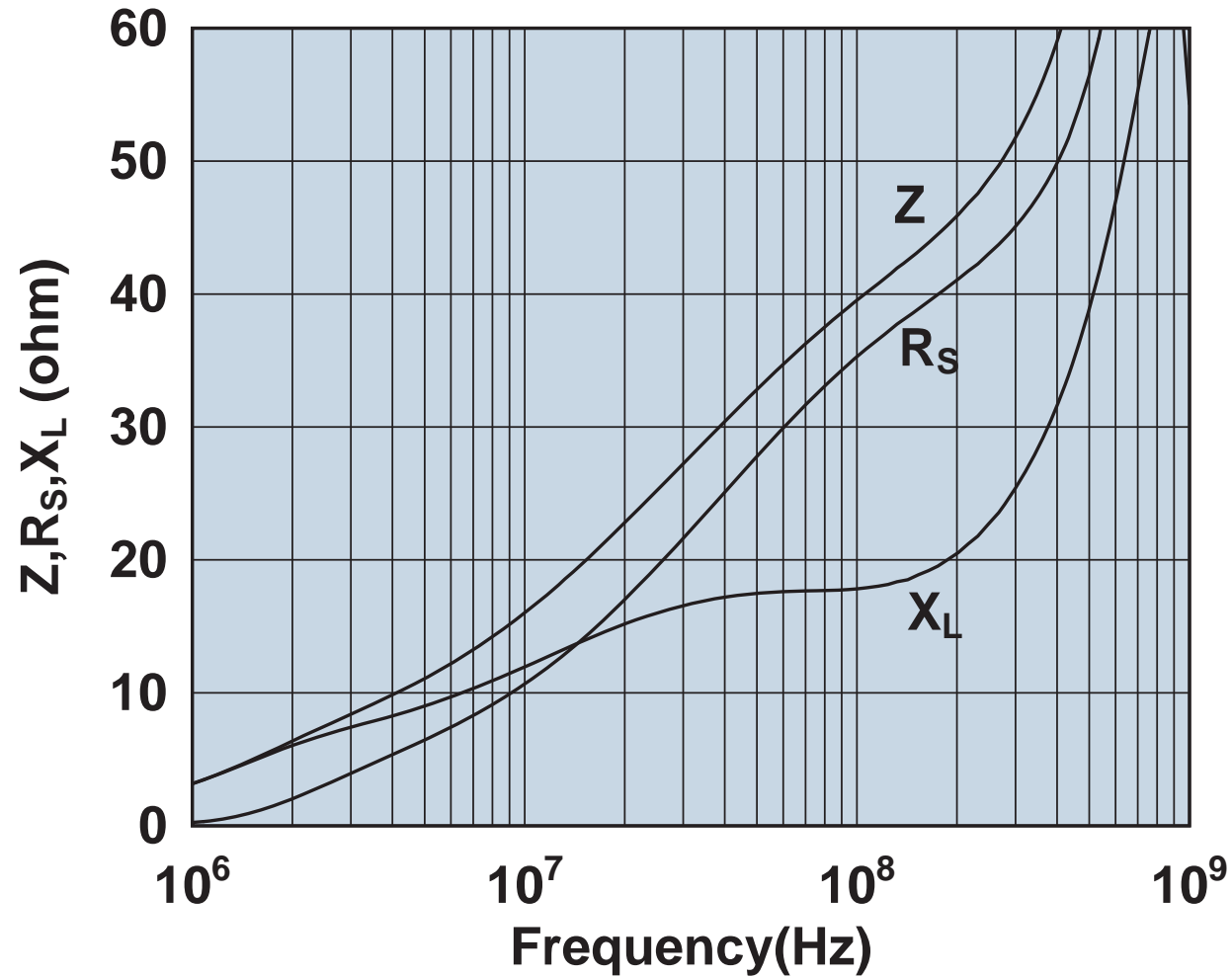
Impedance, reactance, and resistance vs. frequency.

2644247001



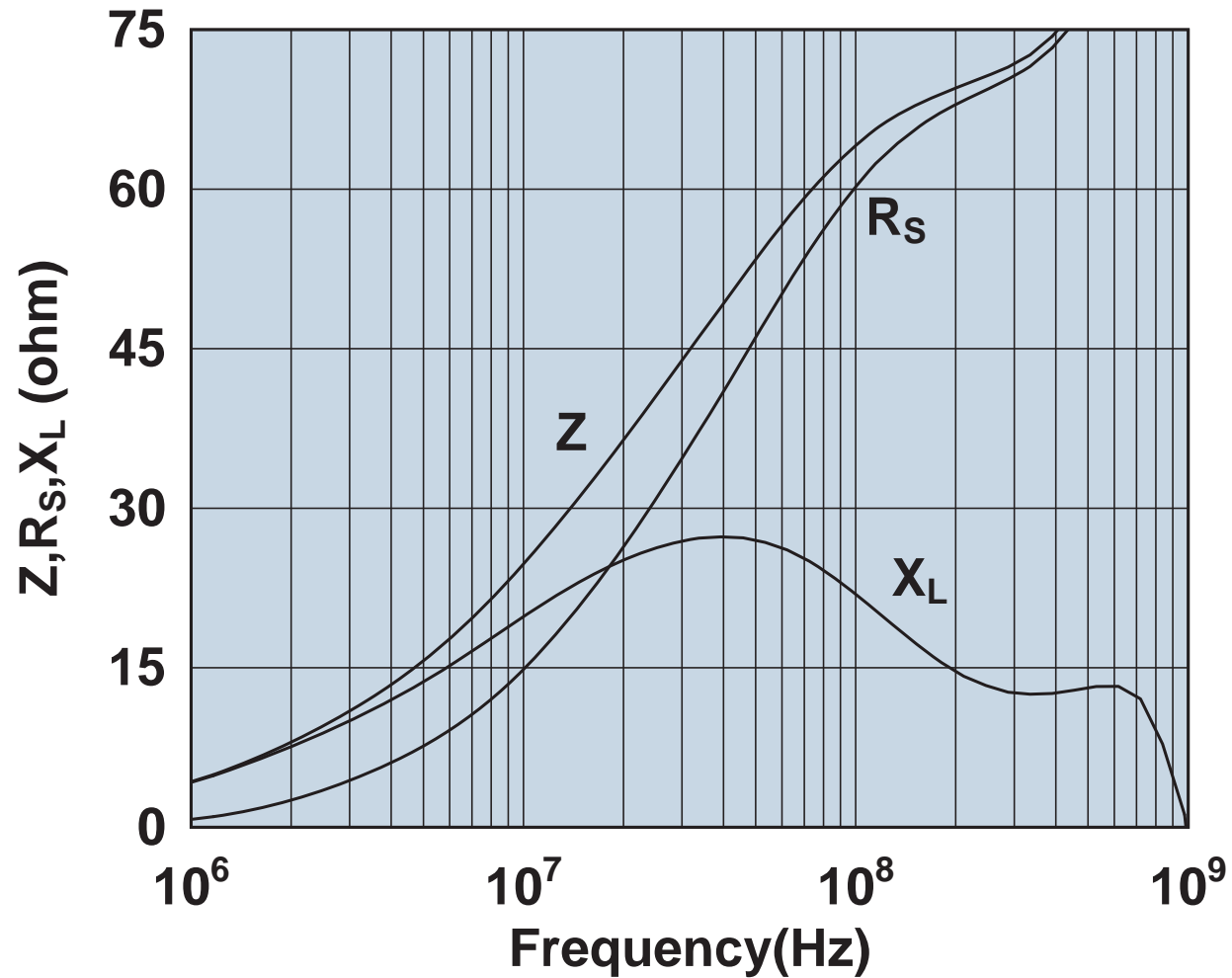
Impedance, reactance, and resistance vs. frequency.

2644247101



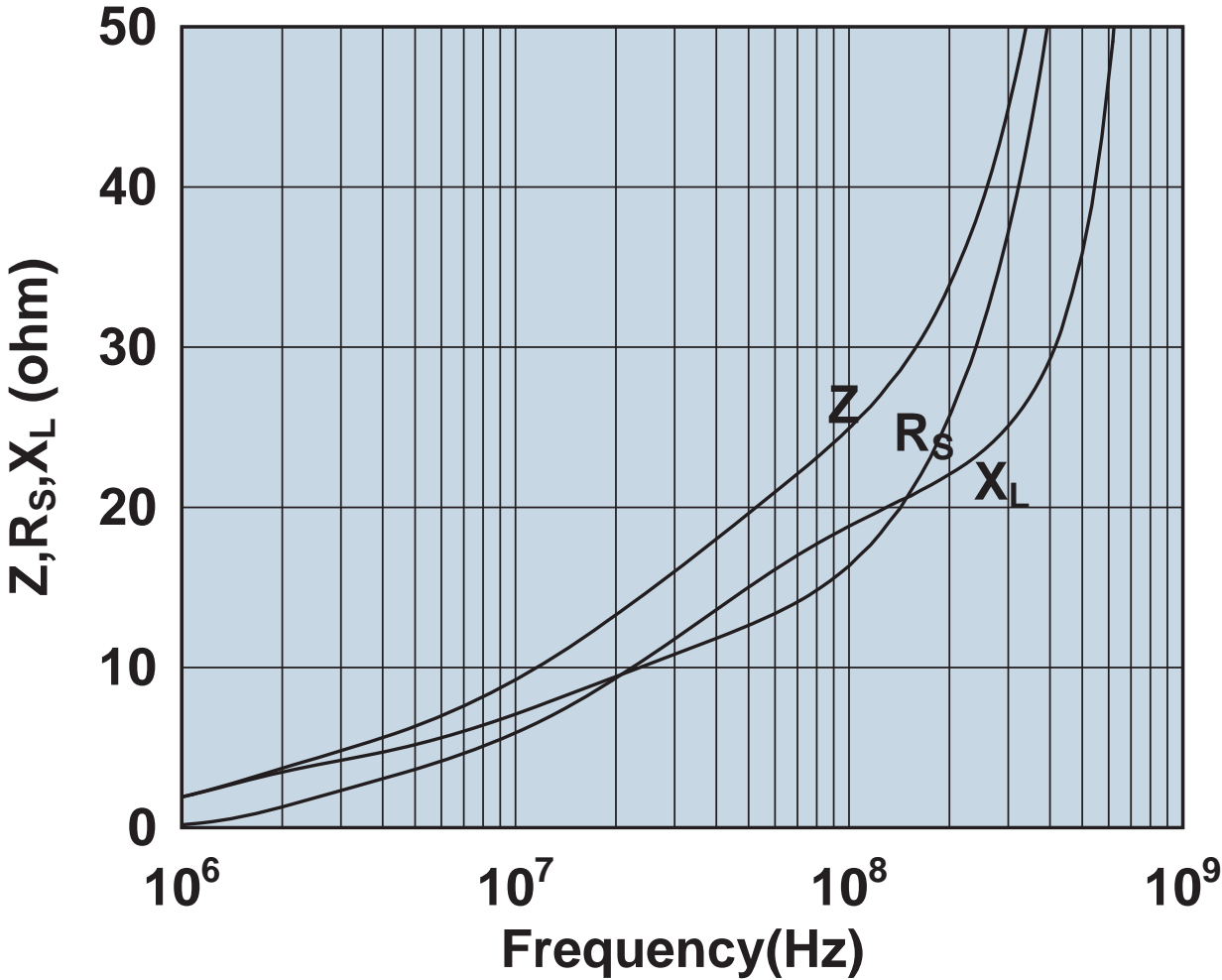
Impedance, reactance, and resistance vs. frequency.

2644247201



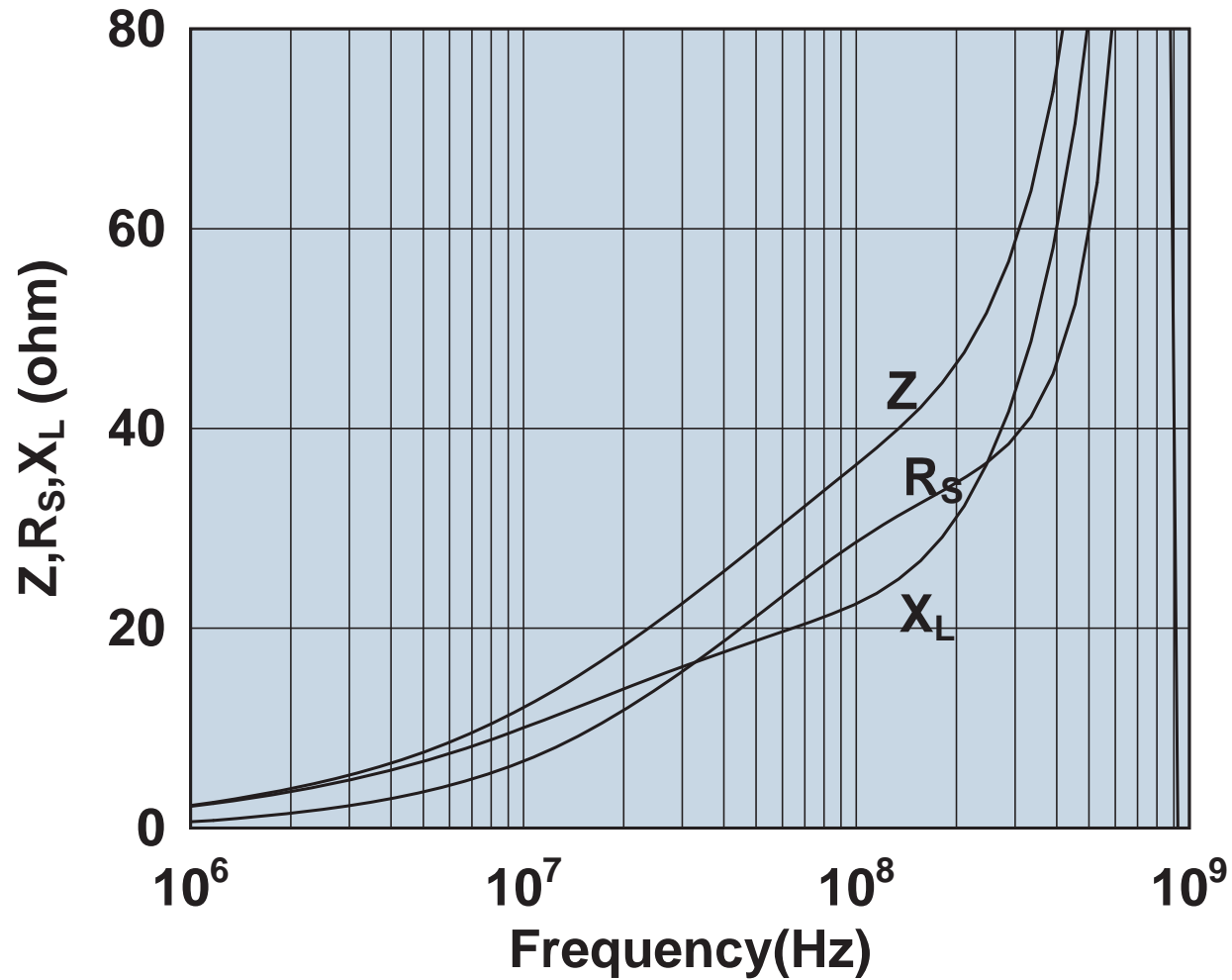
Impedance, reactance, and resistance vs. frequency.

2644247301



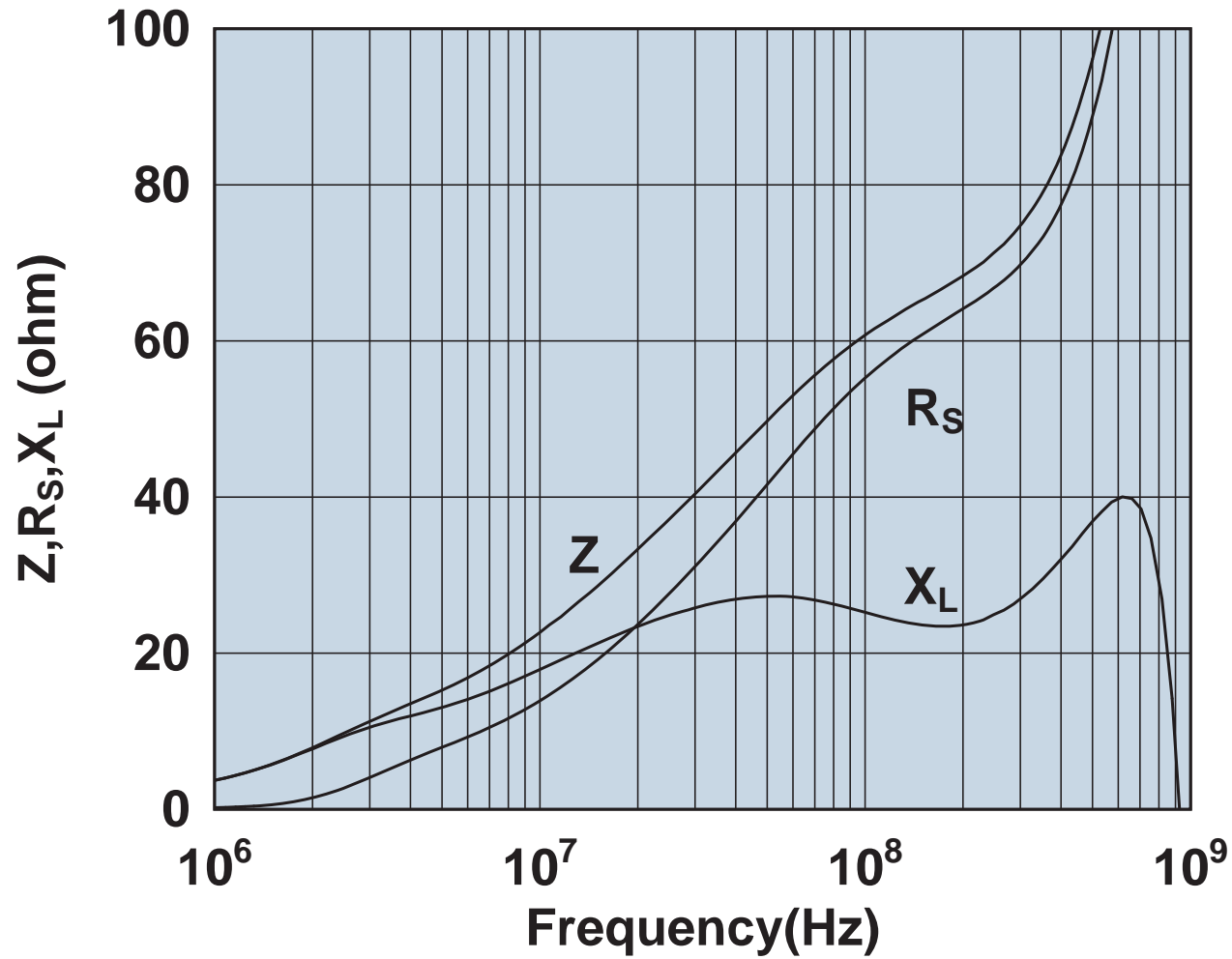
Impedance, reactance, and resistance vs. frequency.

2644247401



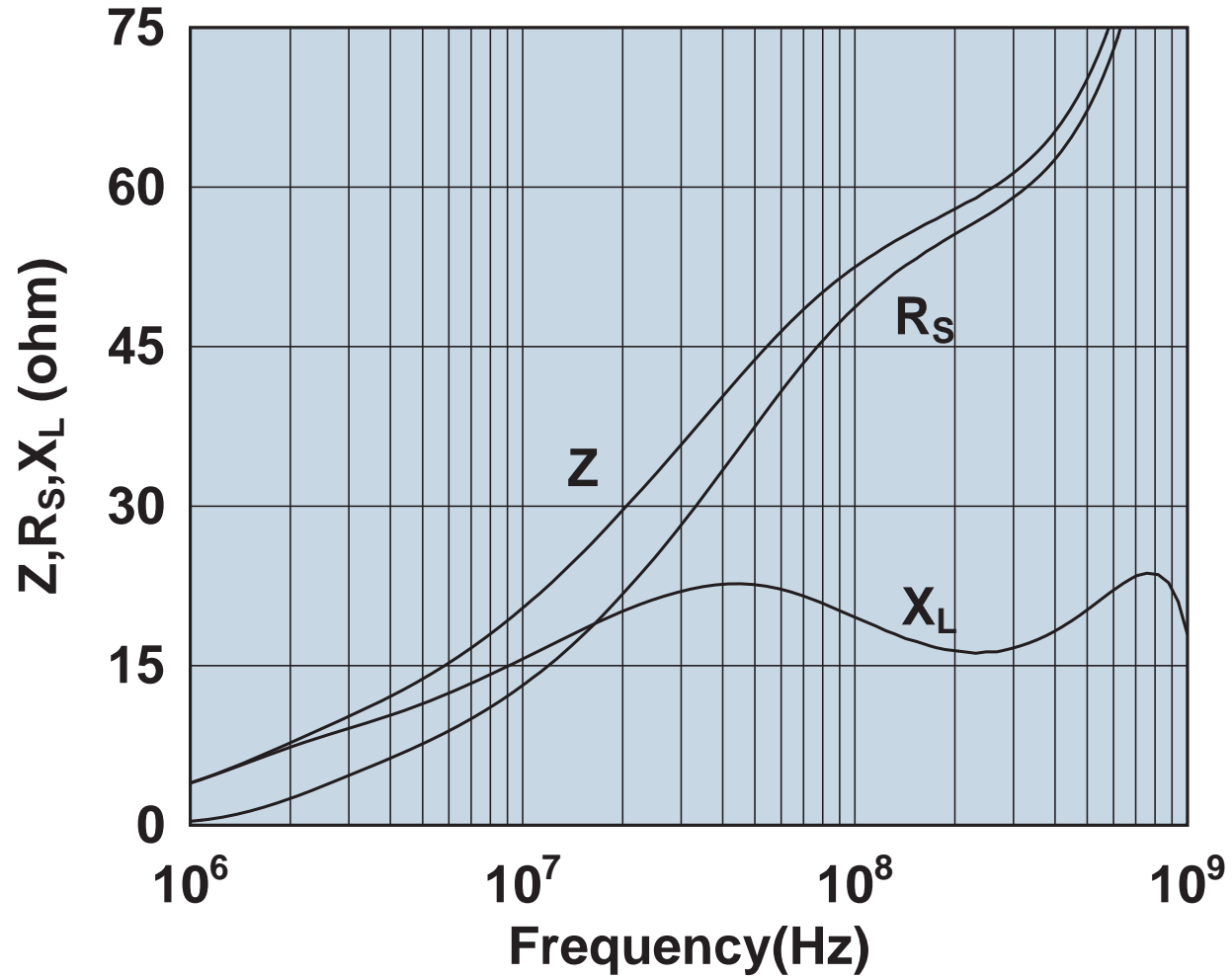
Impedance, reactance, and resistance vs. frequency.

2644247501



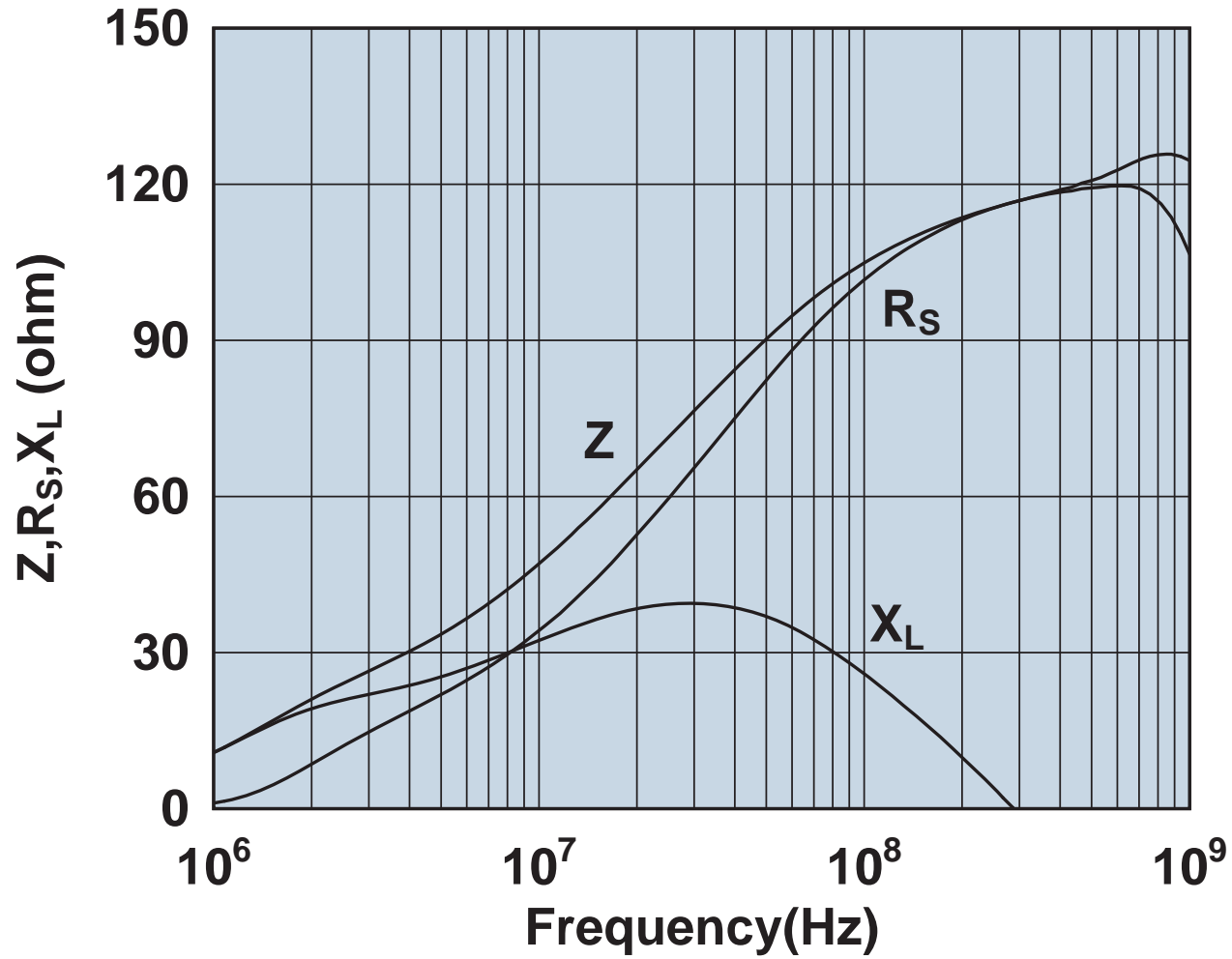
Impedance, reactance, and resistance vs. frequency.

2644251801



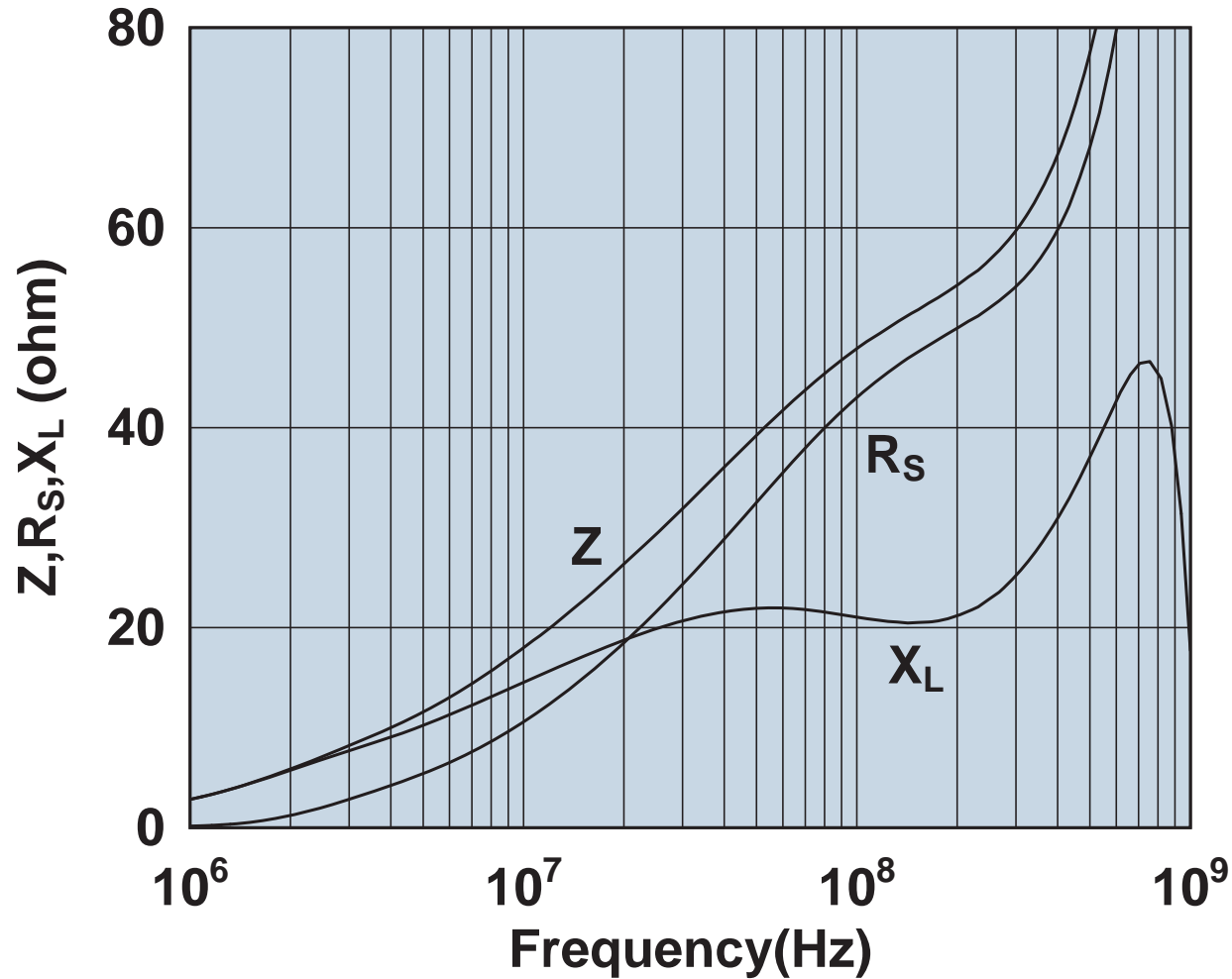
Impedance, reactance, and resistance vs. frequency.

2644251901



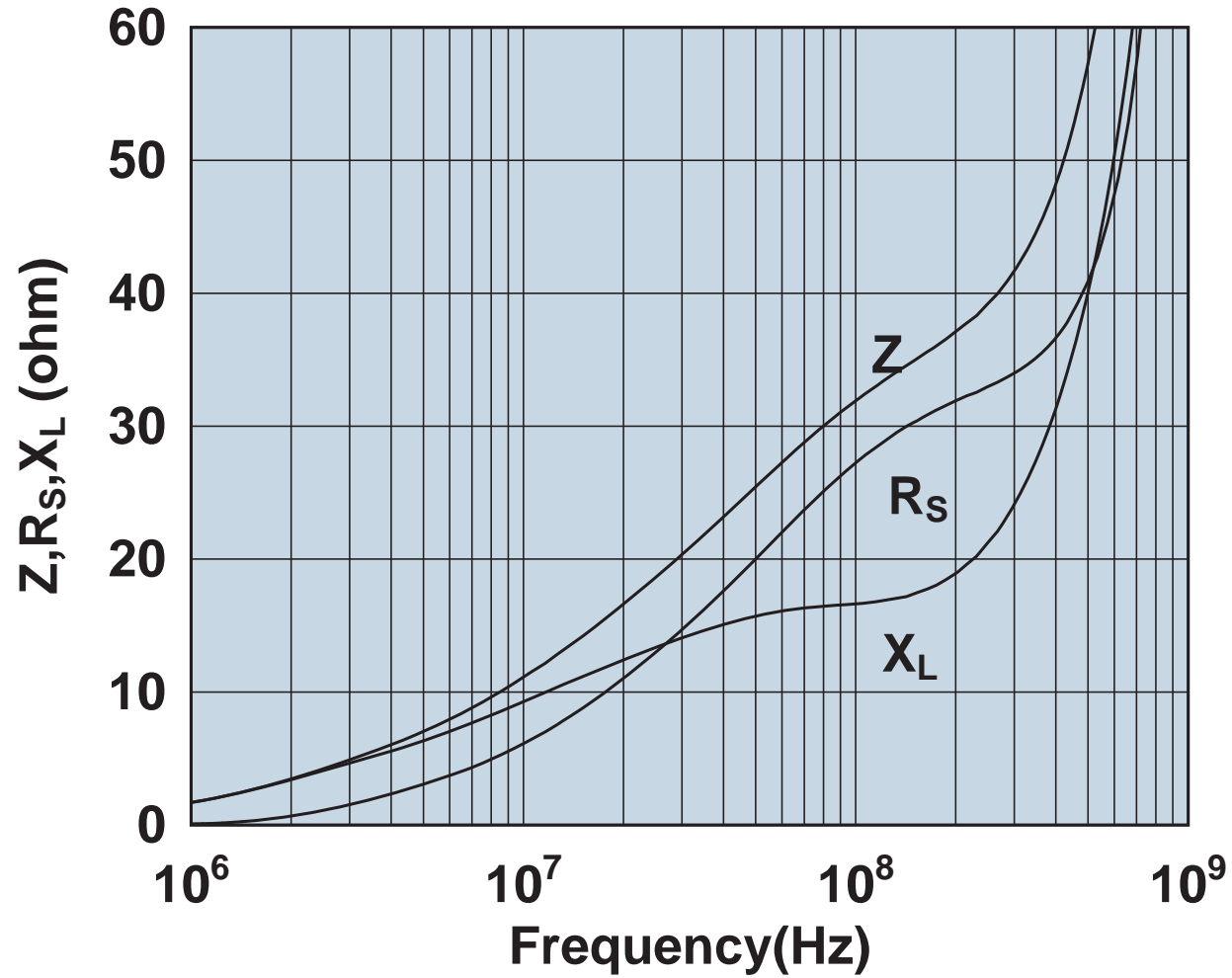
Impedance, reactance, and resistance vs. frequency.

2644373841



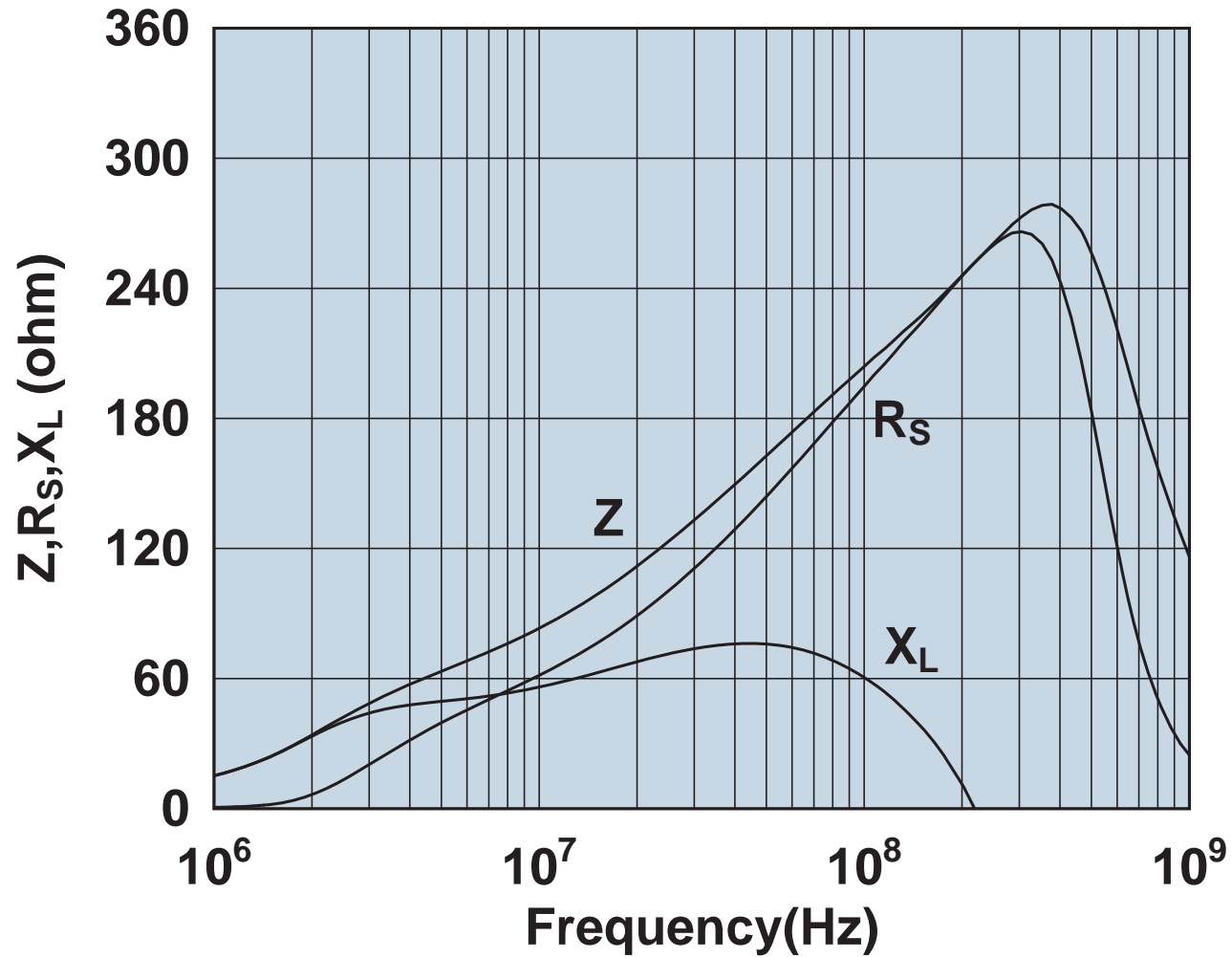
Impedance, reactance, and resistance vs. frequency.

2644373941



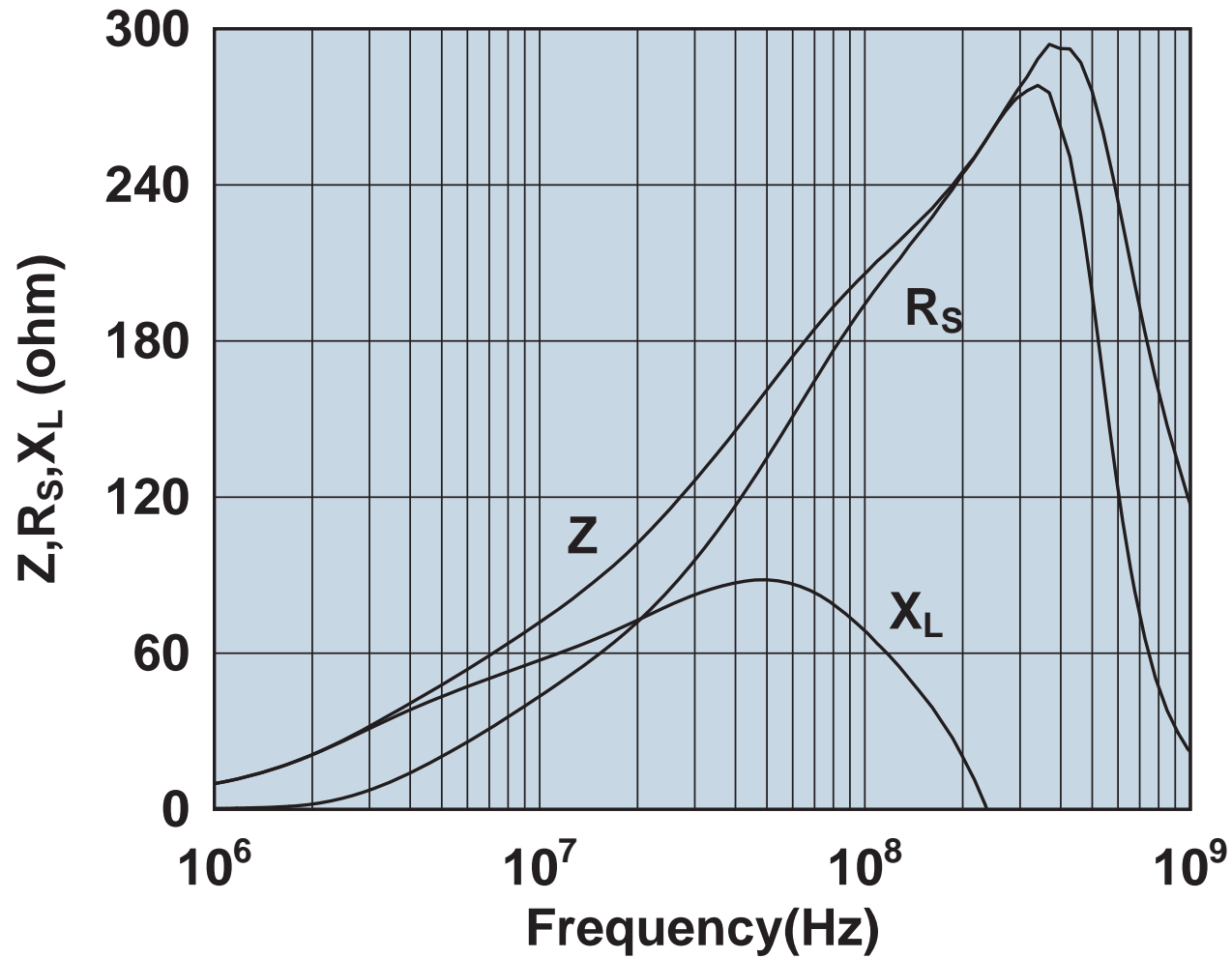
Impedance, reactance, and resistance vs. frequency.

2646101902



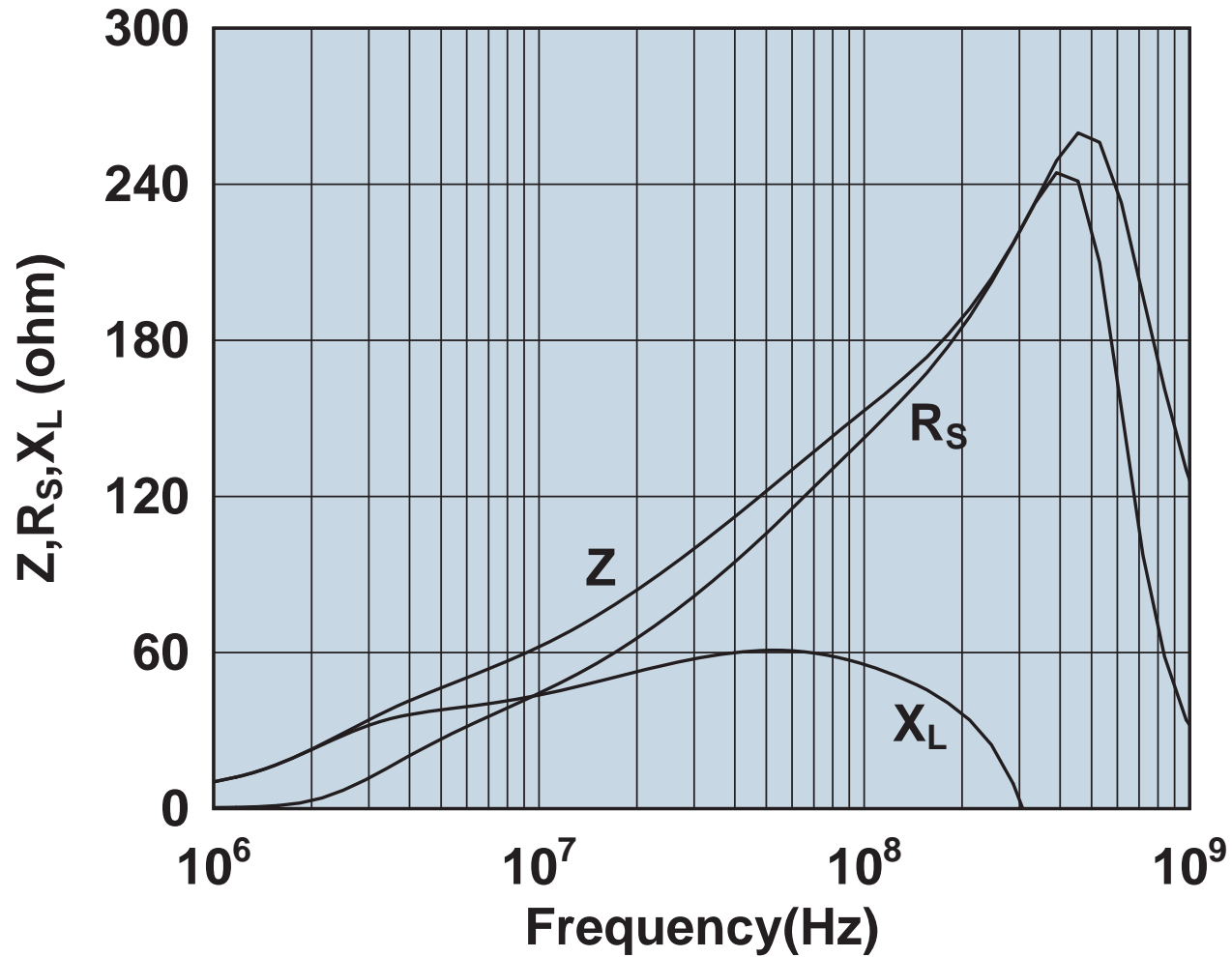
Impedance, reactance, and resistance vs. frequency.

2646102002



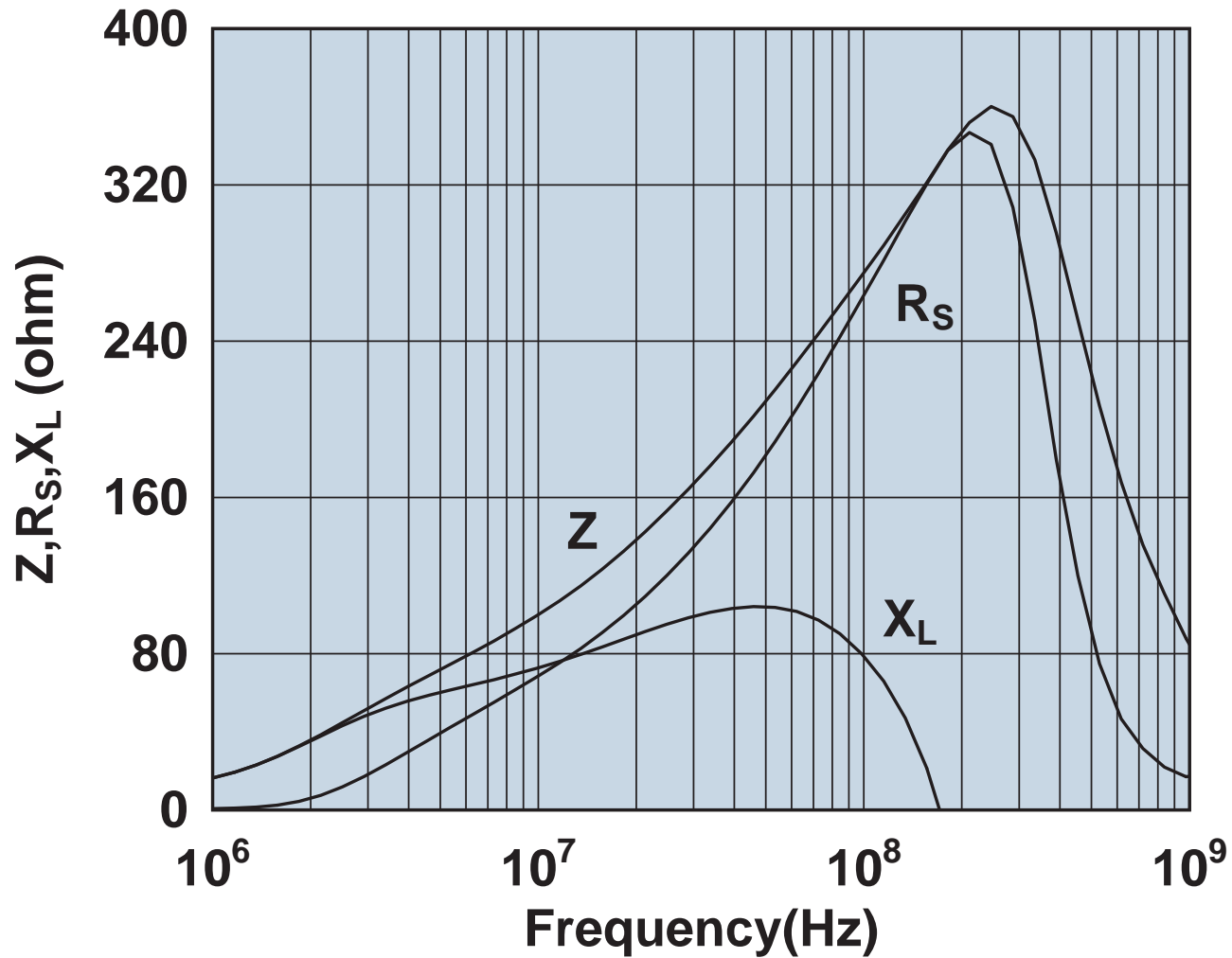
Impedance, reactance, and resistance vs. frequency.

2646102402



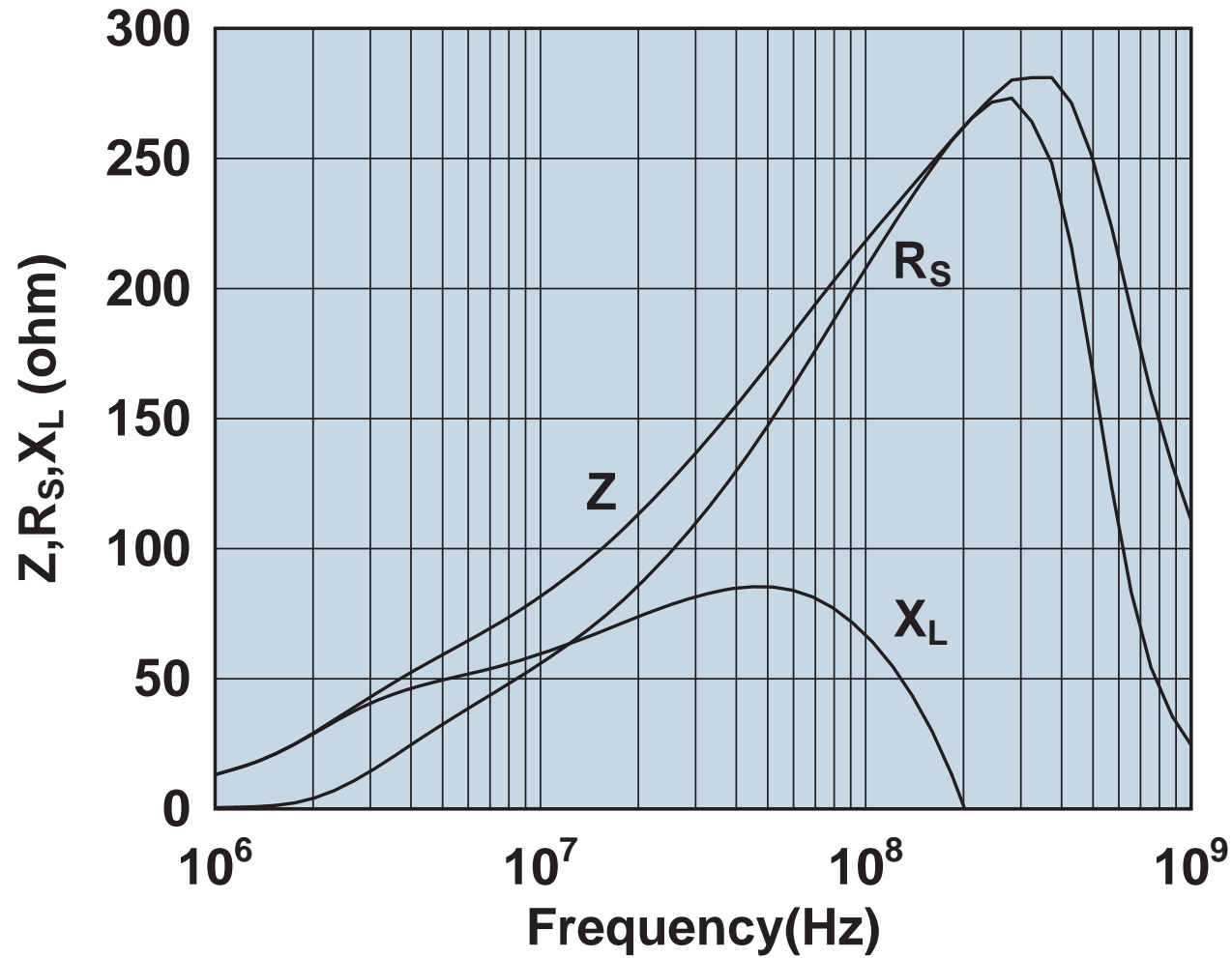
Impedance, reactance, and resistance vs. frequency.

2646103002



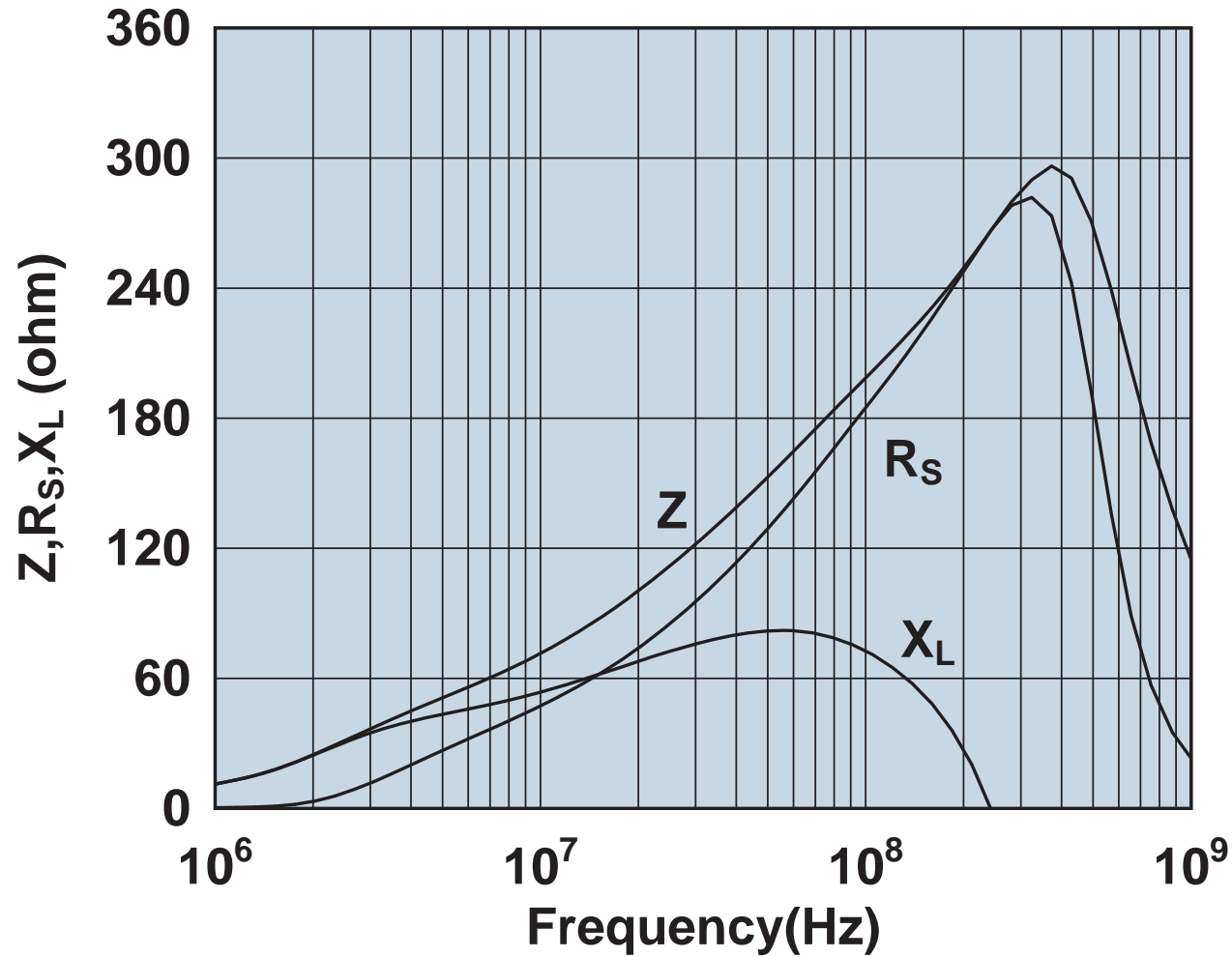
Impedance, reactance, and resistance vs. frequency.

2646164151



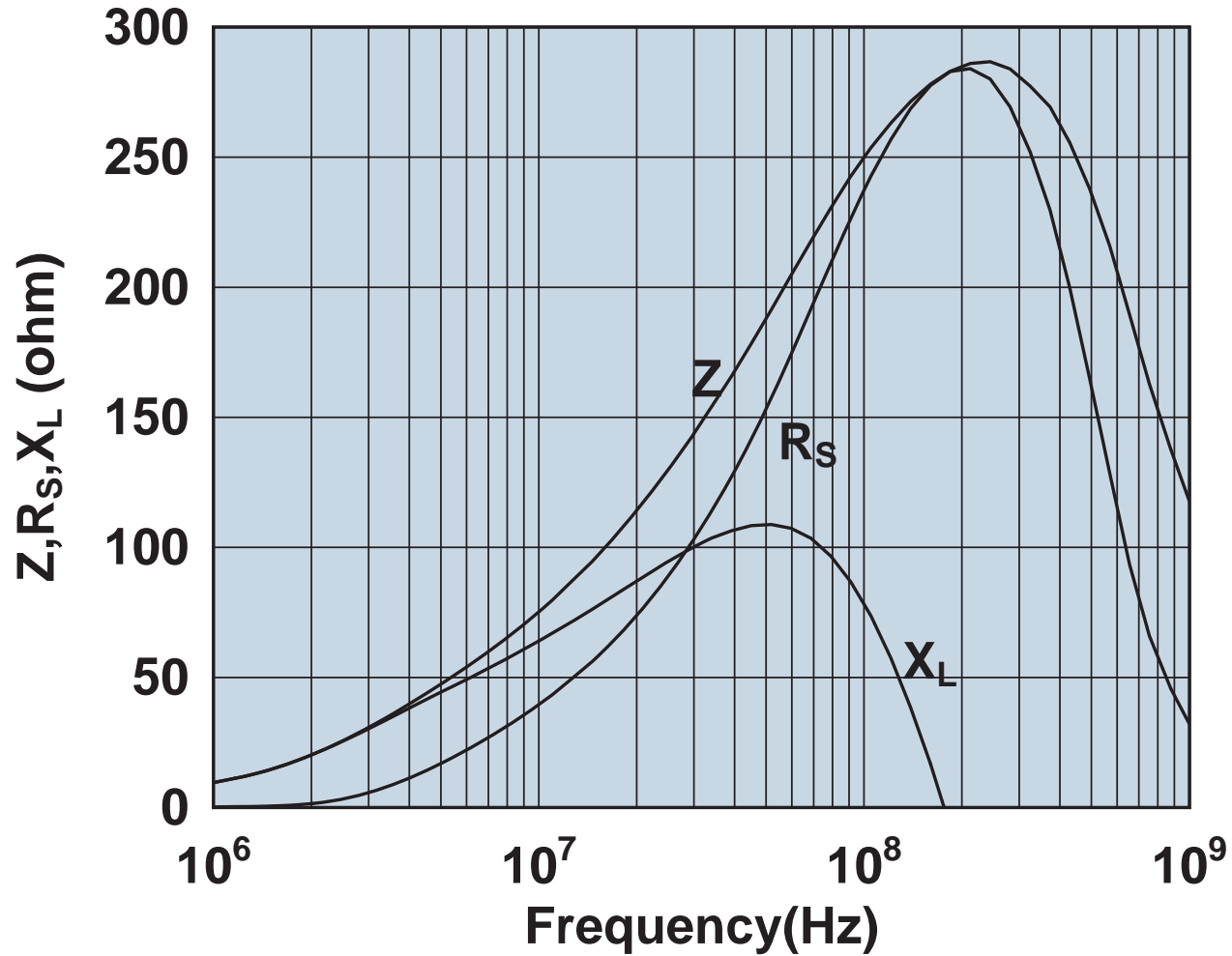
Impedance, reactance, and resistance vs. frequency.

2646164181



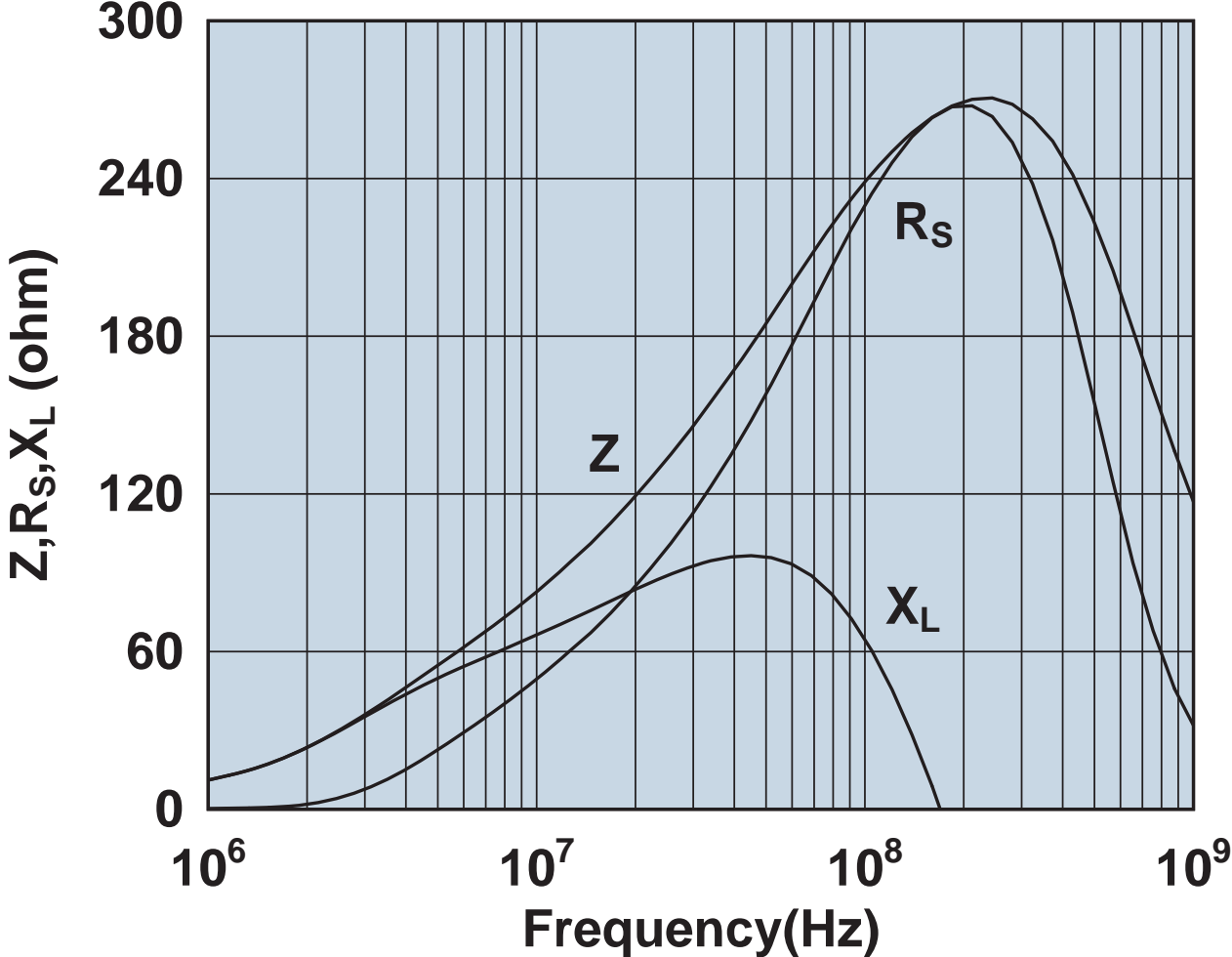
Impedance, reactance, and resistance vs. frequency.

2646164251



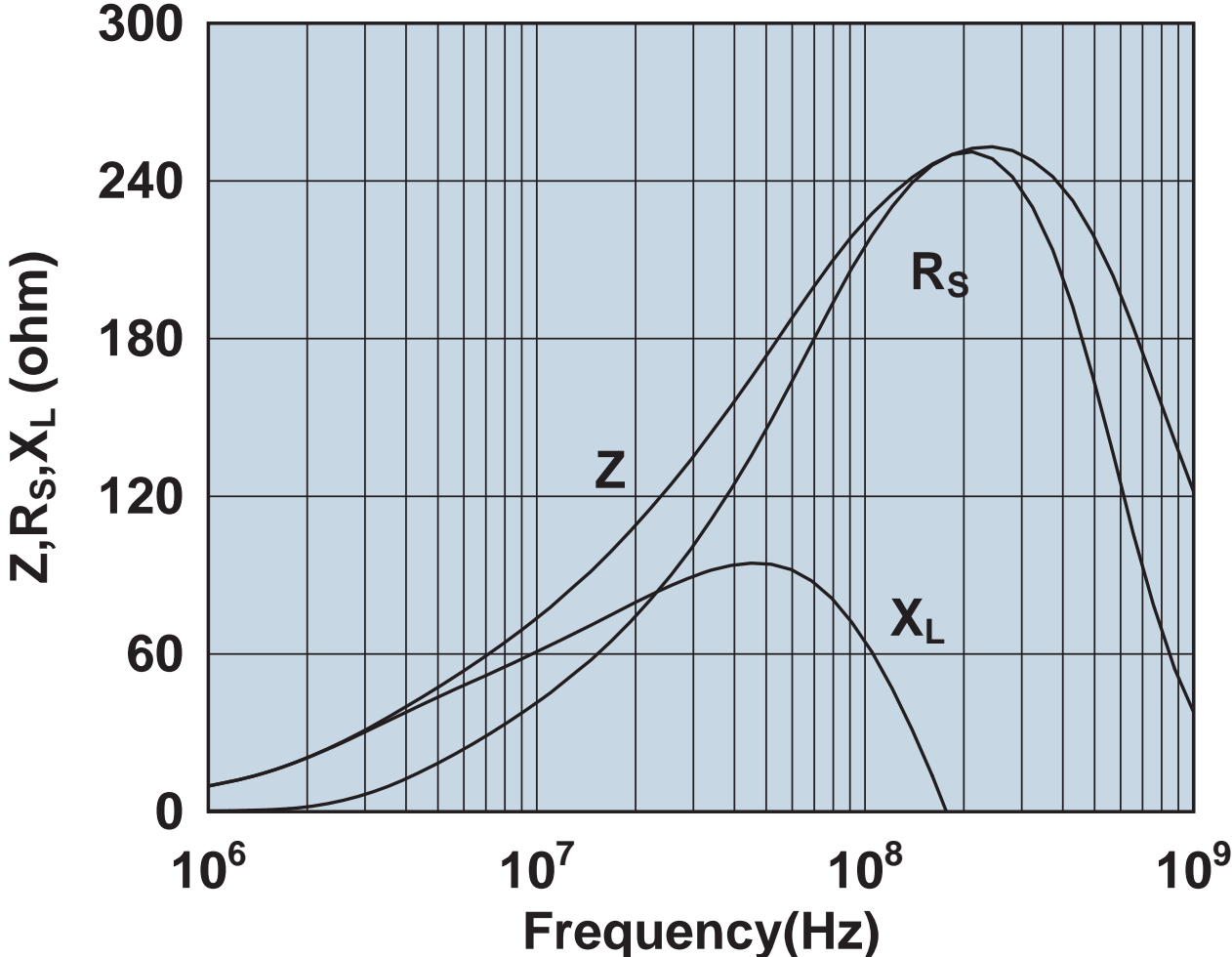
Impedance, reactance, and resistance vs. frequency.

2646164281



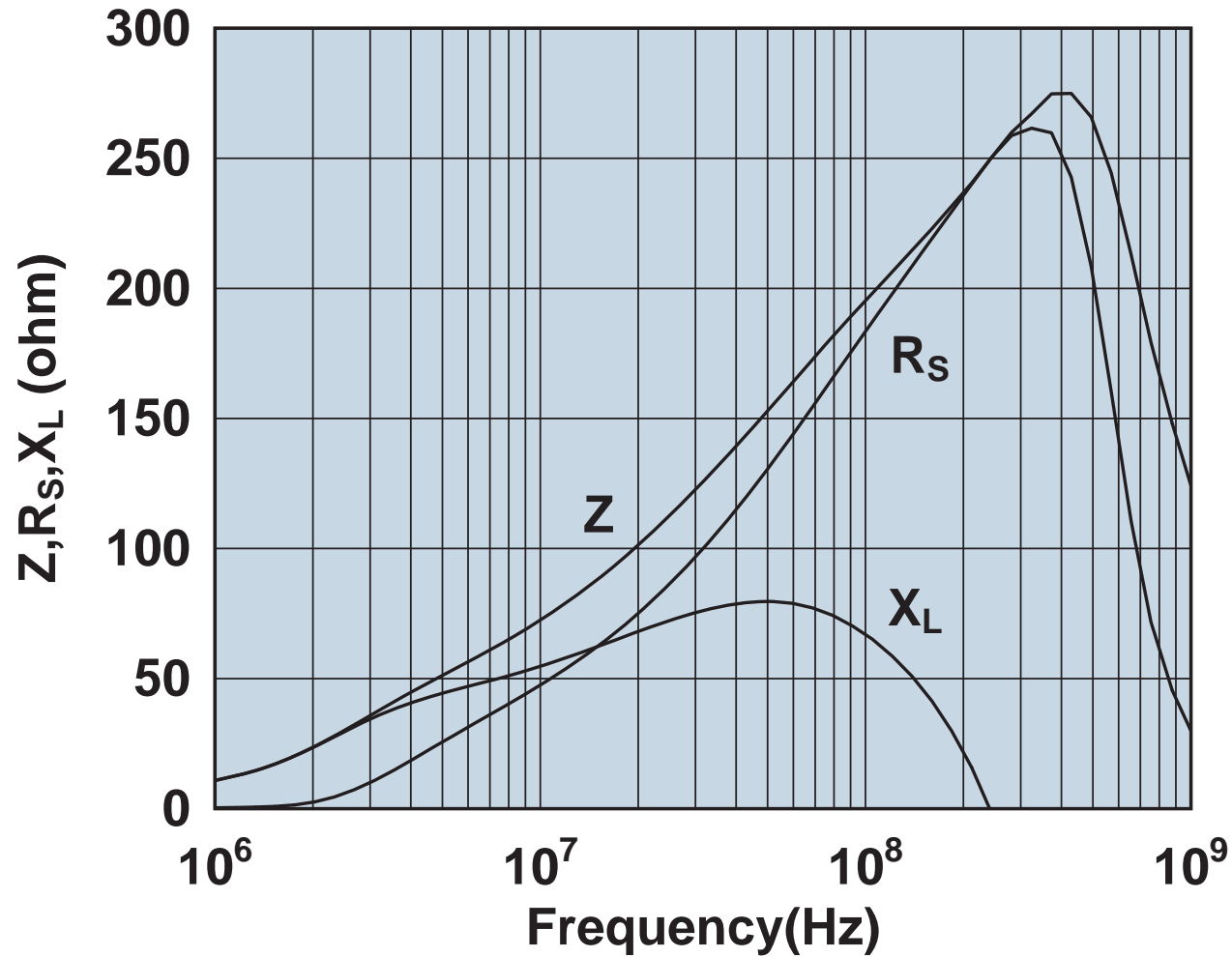
Impedance, reactance, and resistance vs. frequency.

2646164951



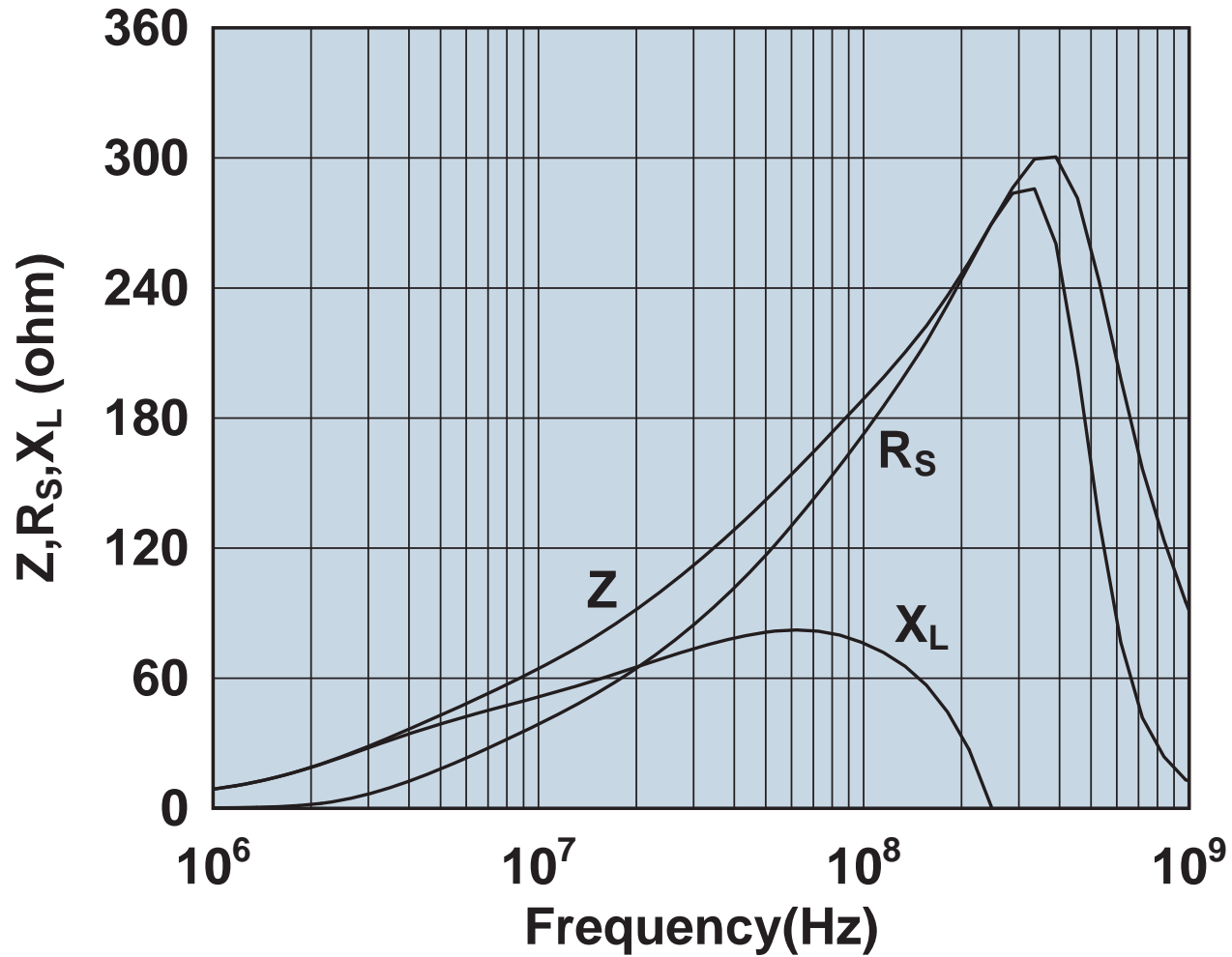
Impedance, reactance, and resistance vs. frequency.

2646167251



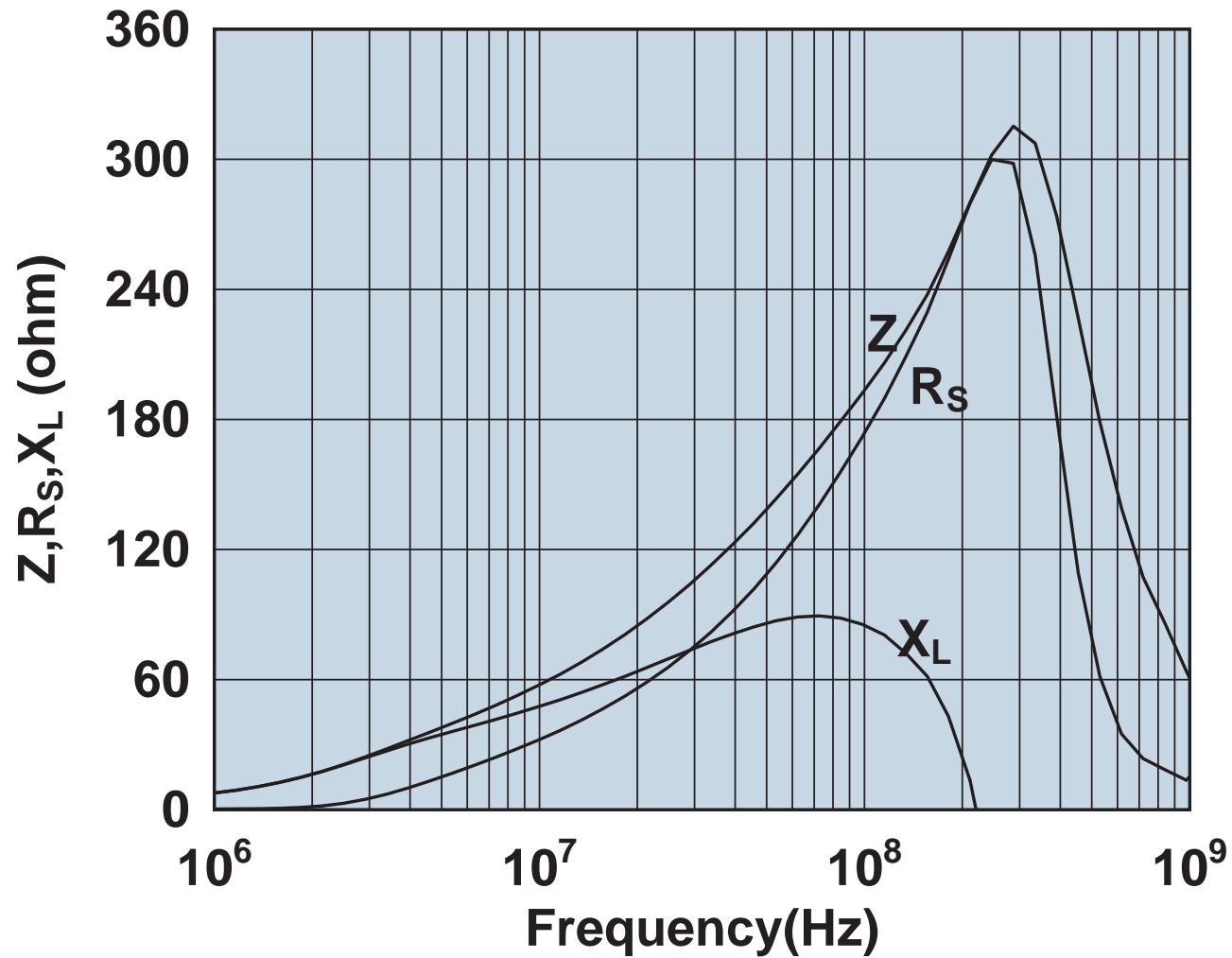
Impedance, reactance, and resistance vs. frequency.

2646167281



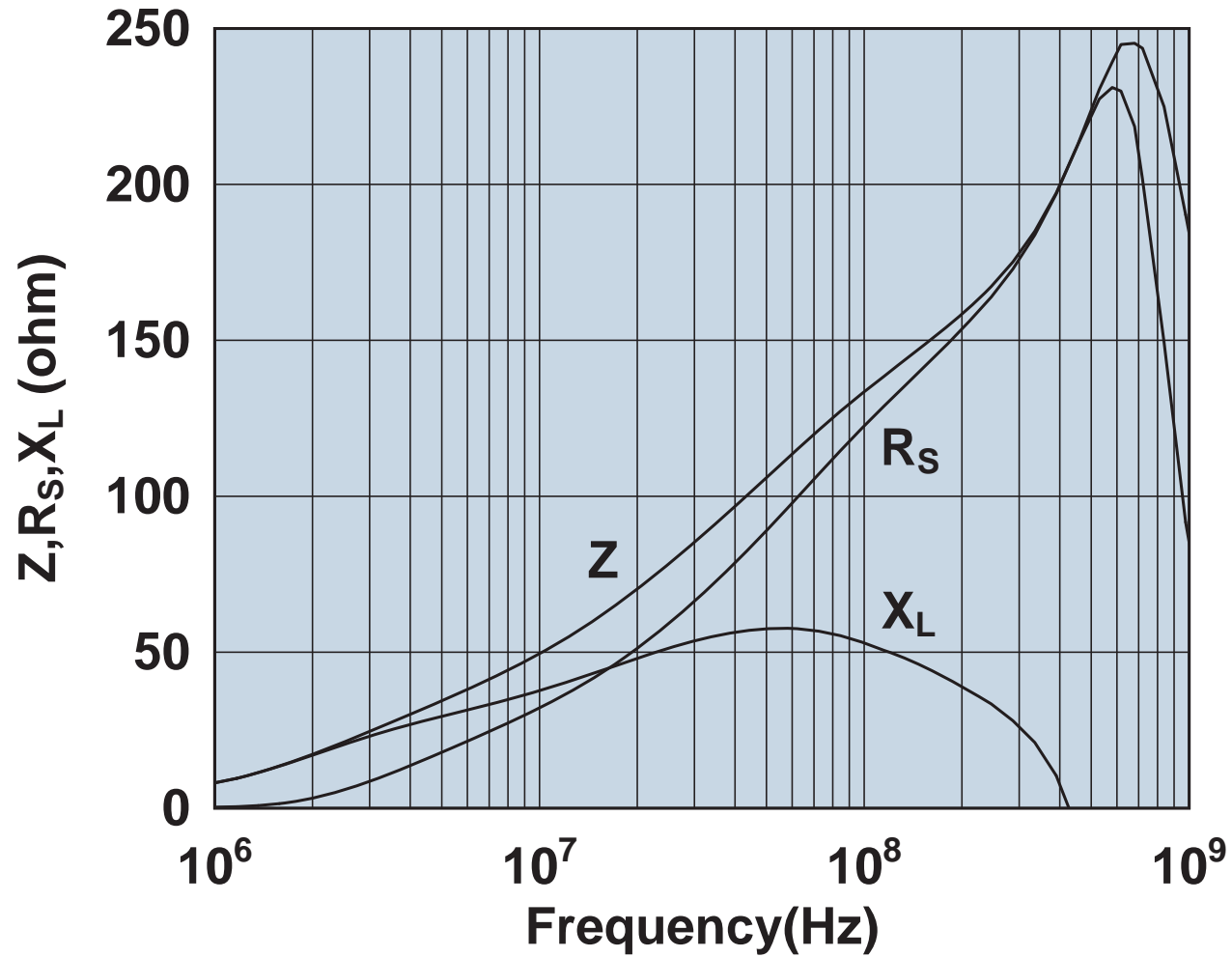
Impedance, reactance, and resistance vs. frequency.

2646173551



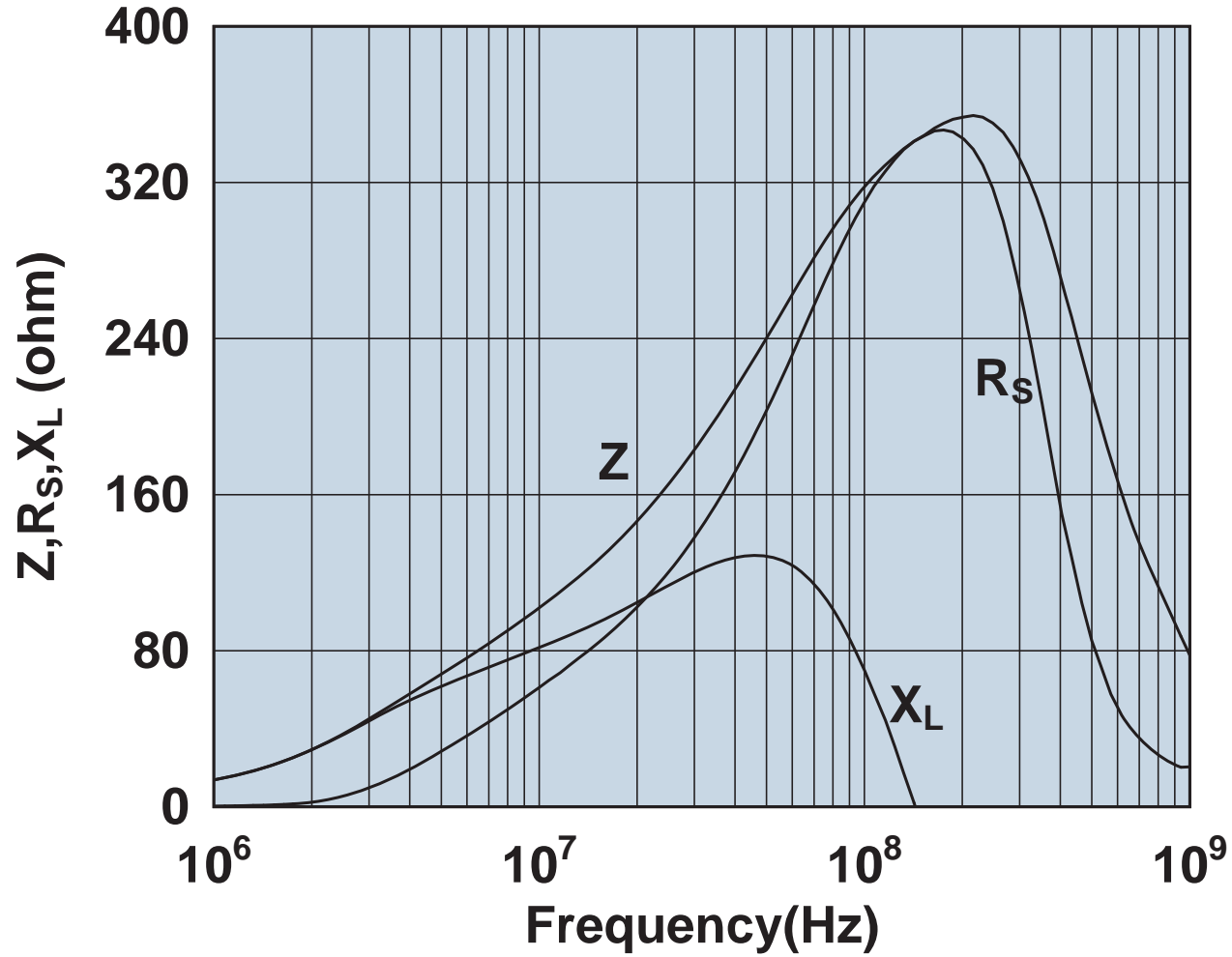
Impedance, reactance, and resistance vs. frequency.

2646173951



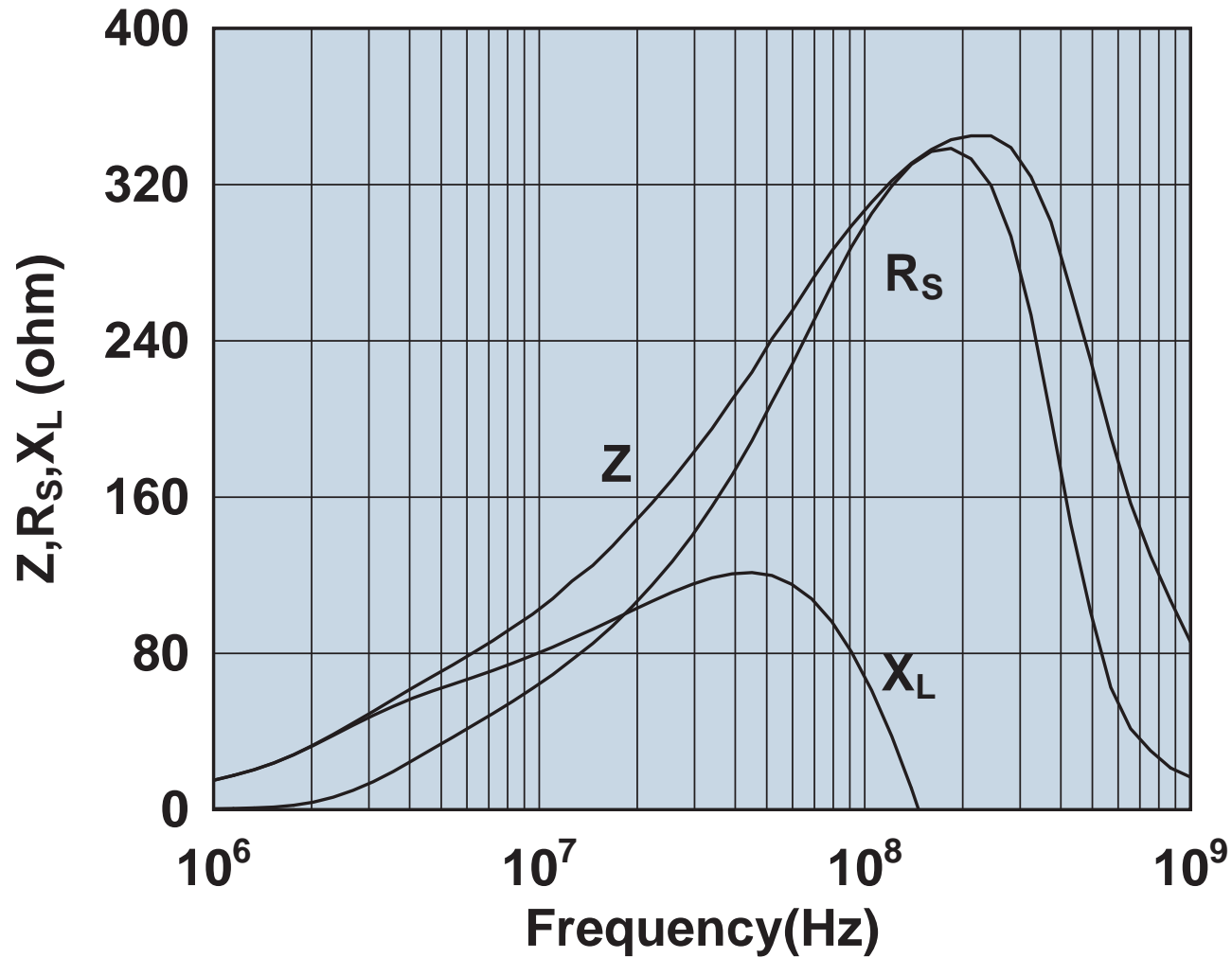
Impedance, reactance, and resistance vs. frequency.

2646176451



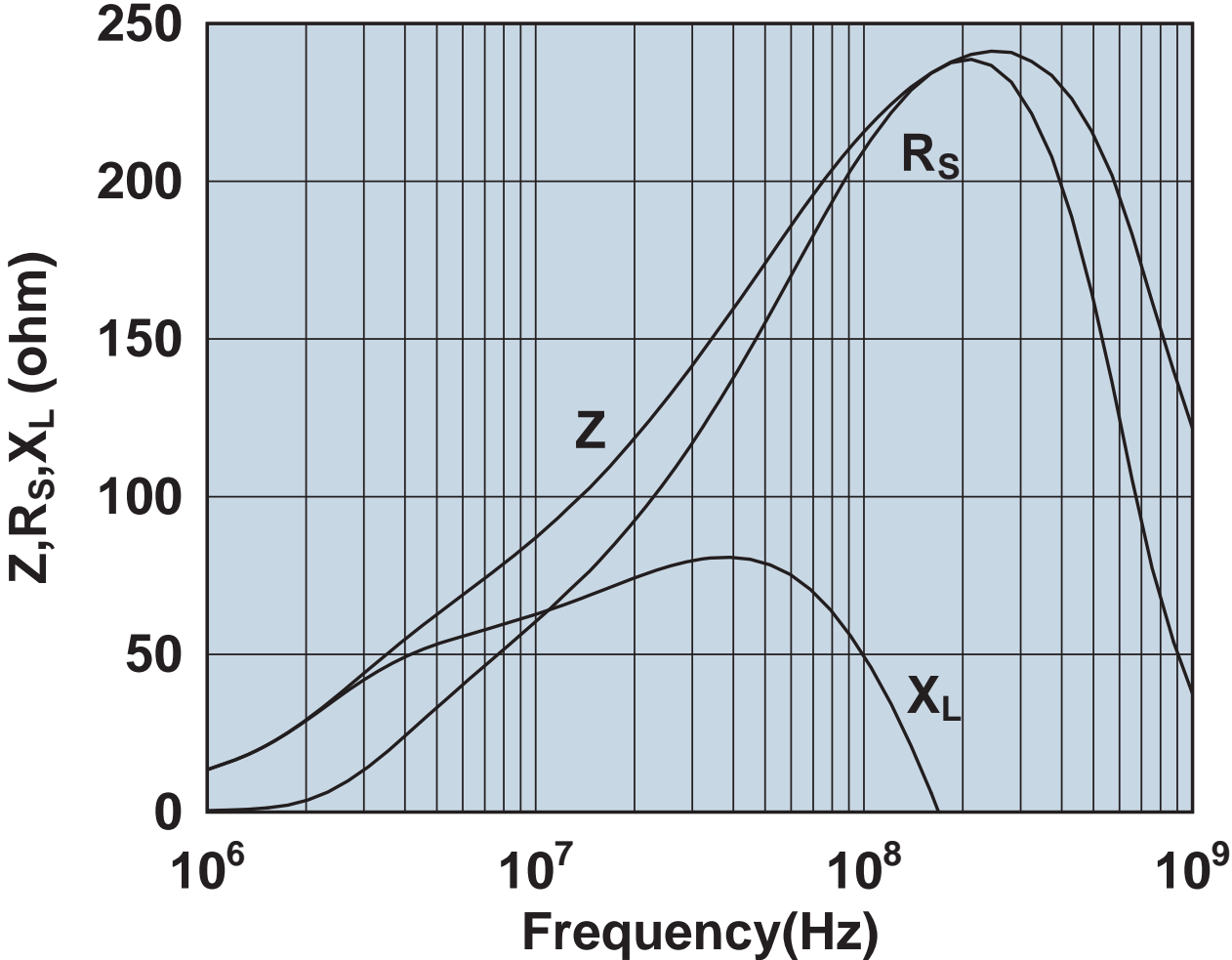
Impedance, reactance, and resistance vs. frequency.

2646177081



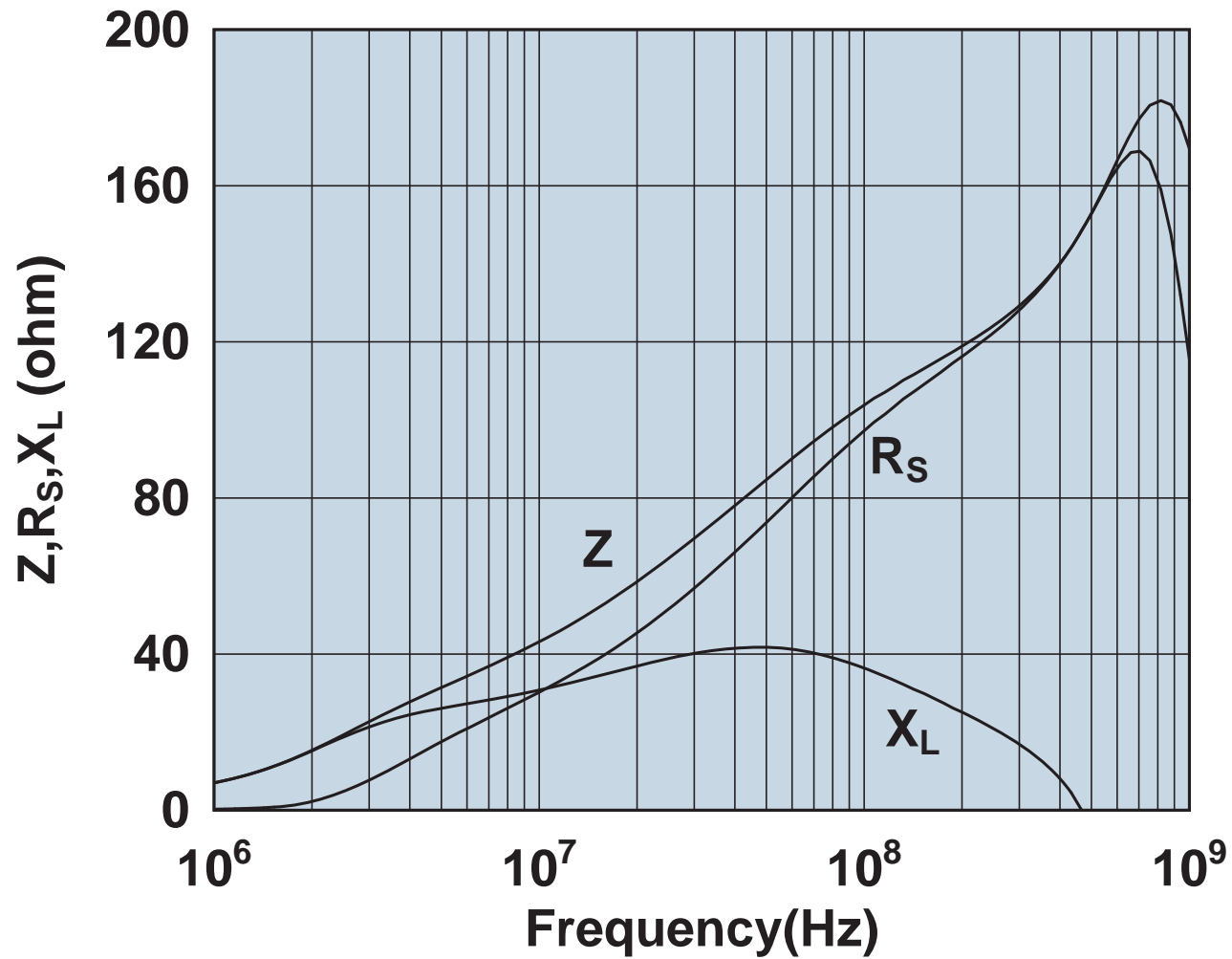
Impedance, reactance, and resistance vs. frequency.

2646480002



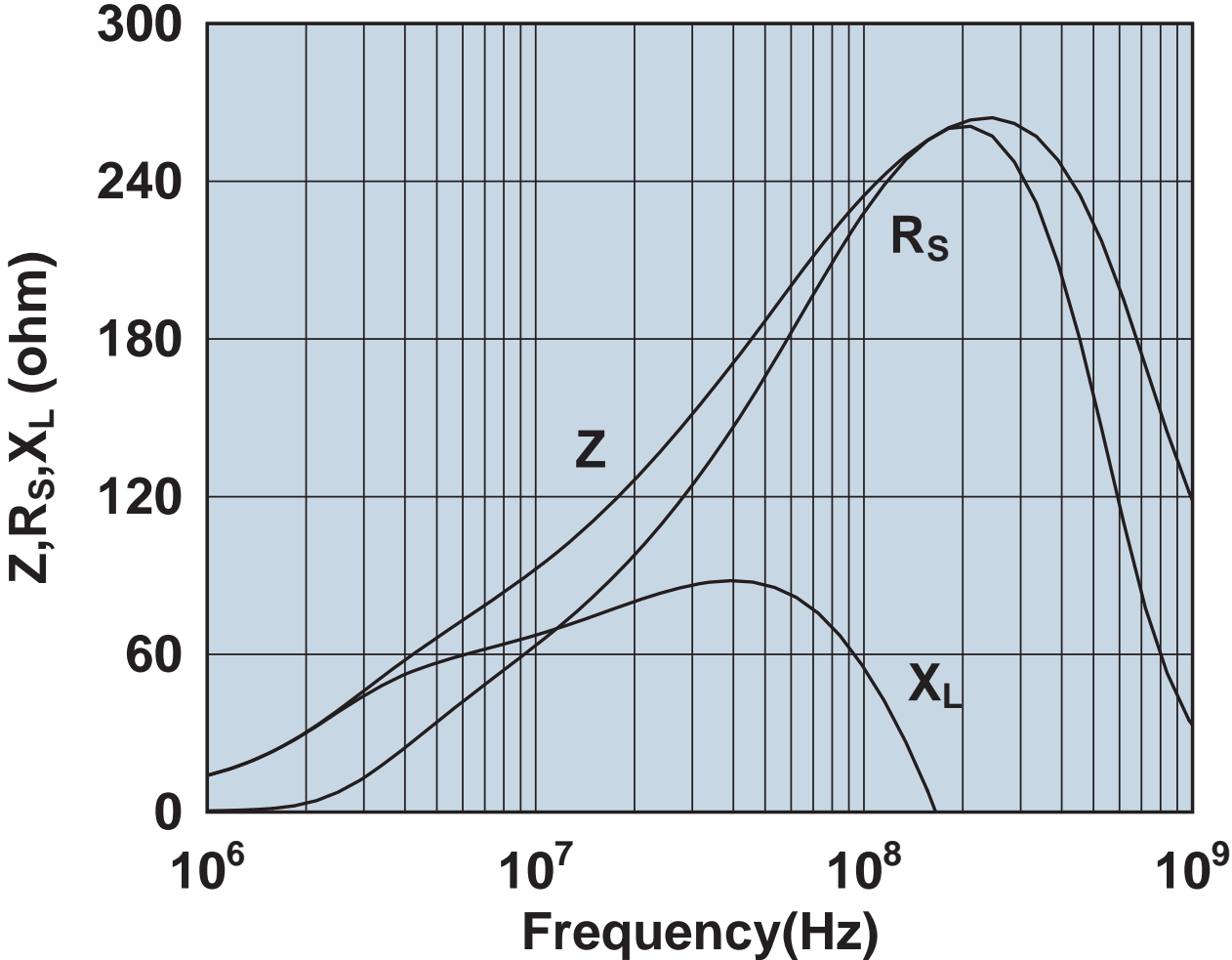
Impedance, reactance, and resistance vs. frequency.

2646480102



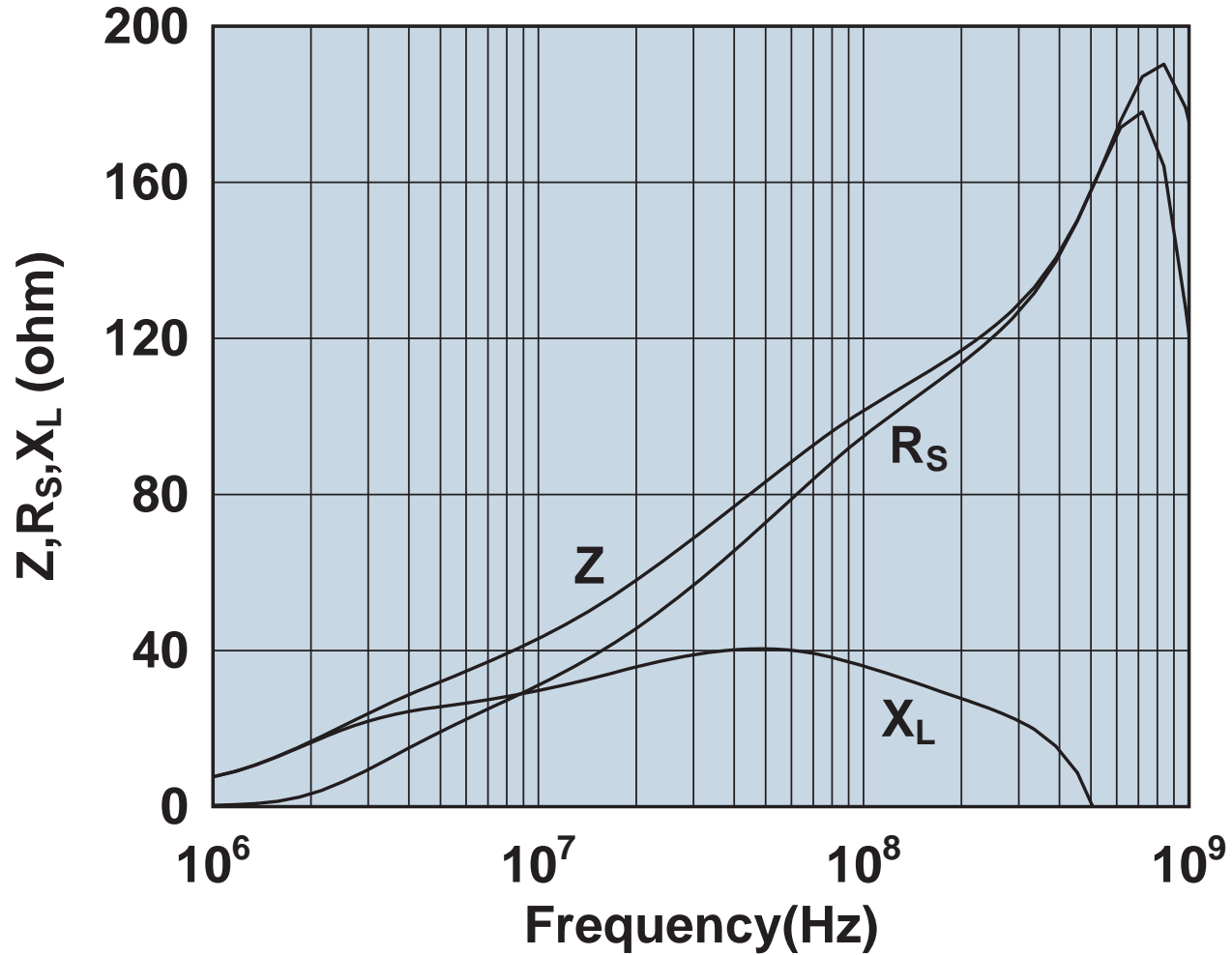
Impedance, reactance, and resistance vs. frequency.

2646540002



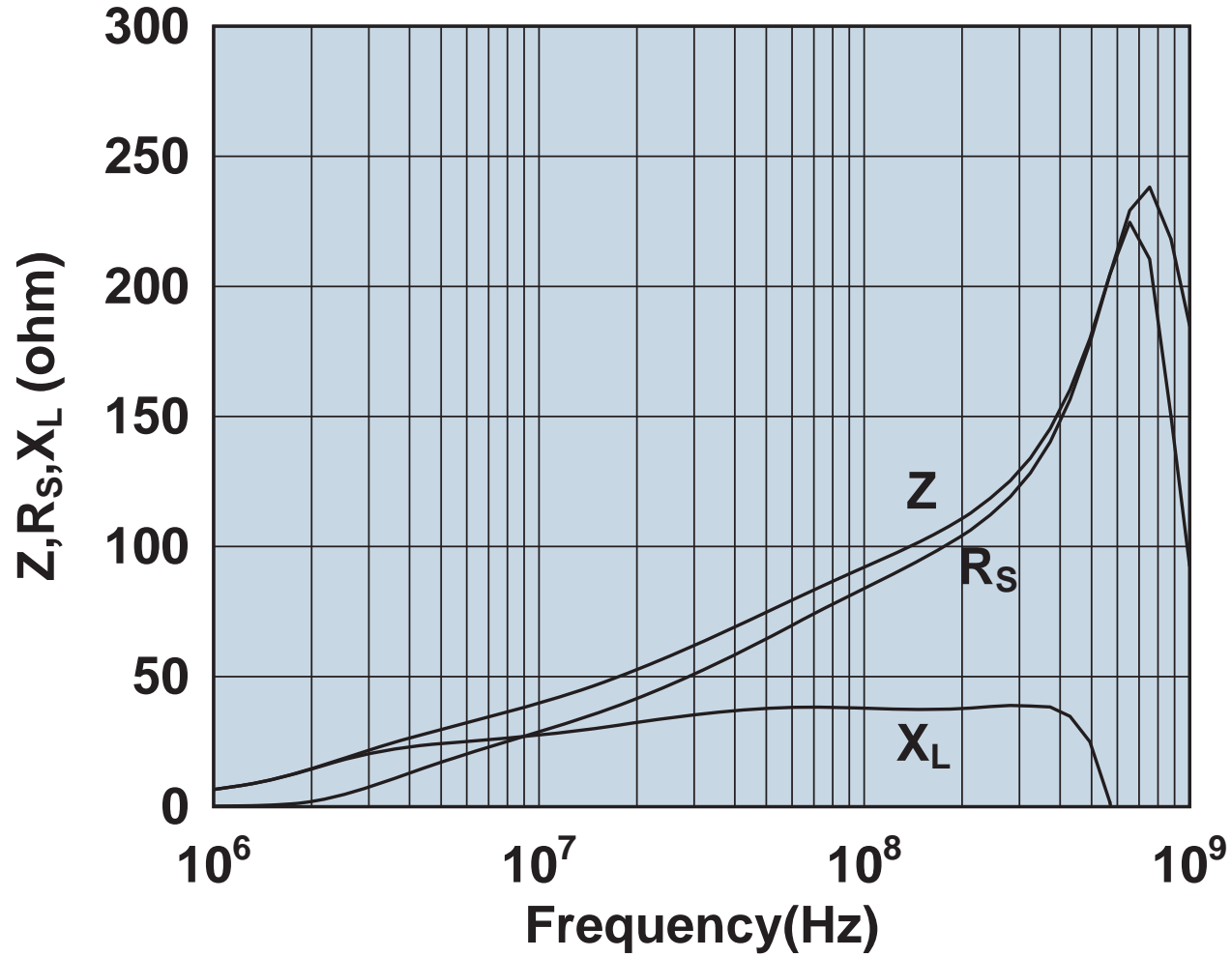
Impedance, reactance, and resistance vs. frequency.

2646540202



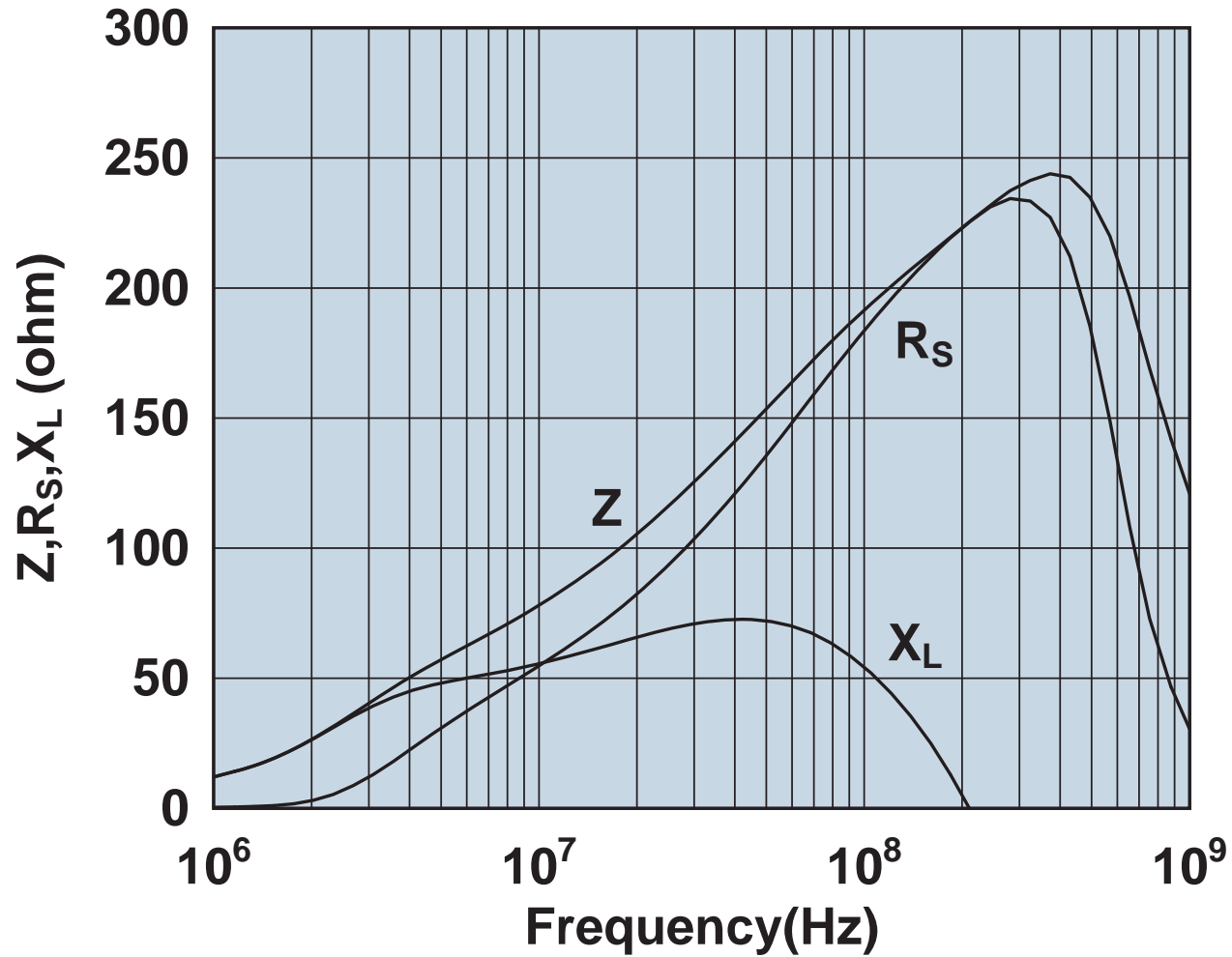
Impedance, reactance, and resistance vs. frequency.

2646625002



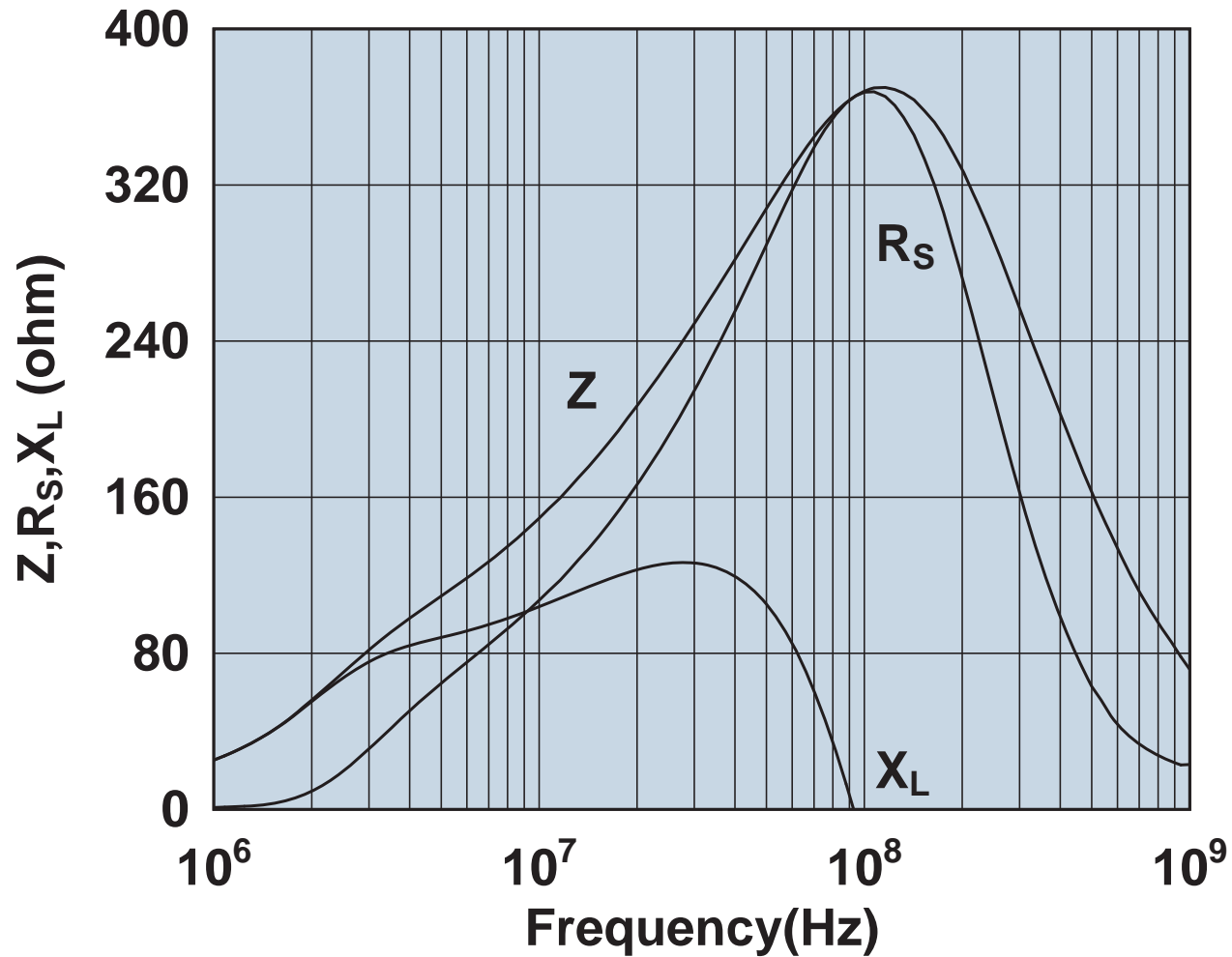
Impedance, reactance, and resistance vs. frequency.

2646625102



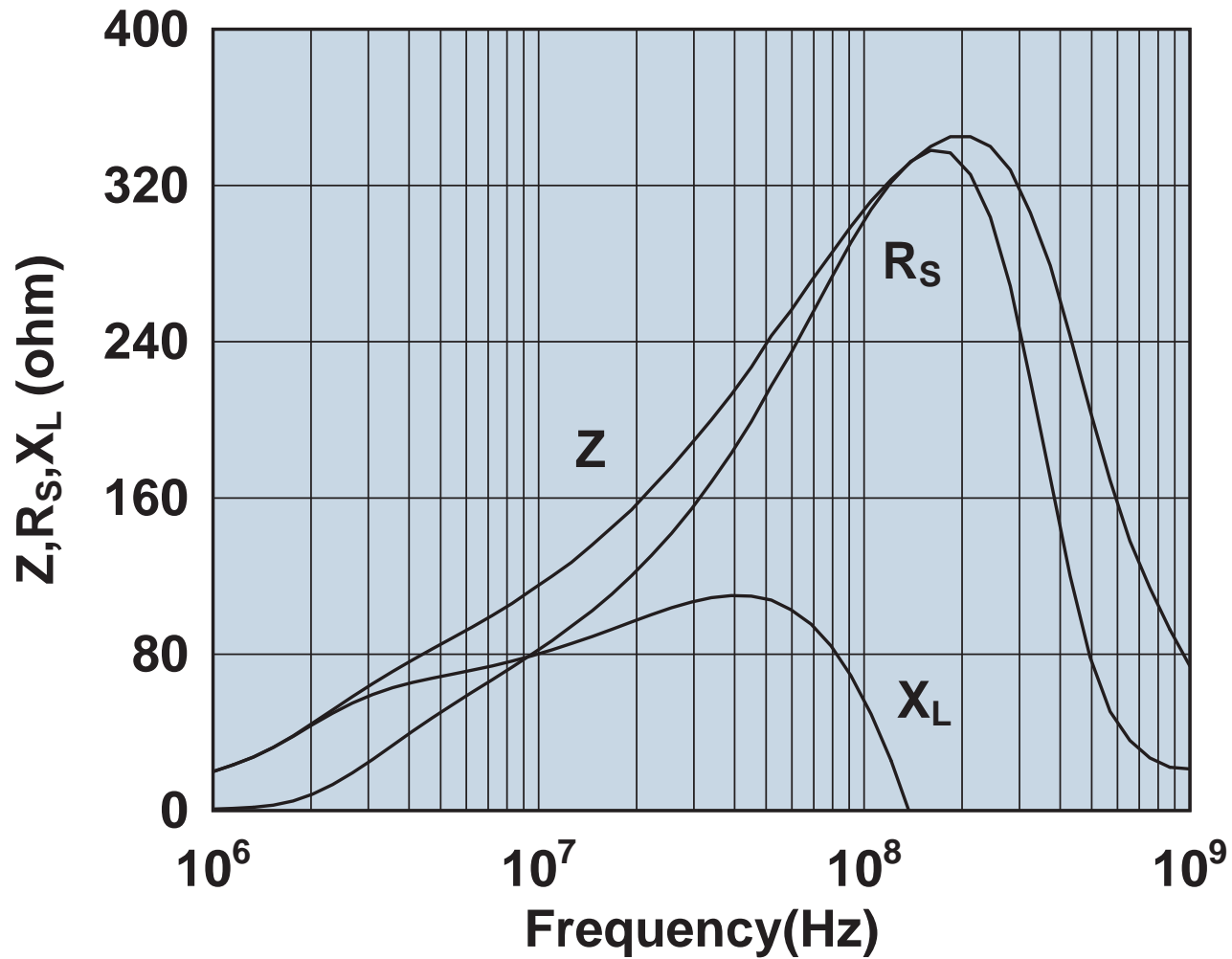
Impedance, reactance, and resistance vs. frequency.

2646625202



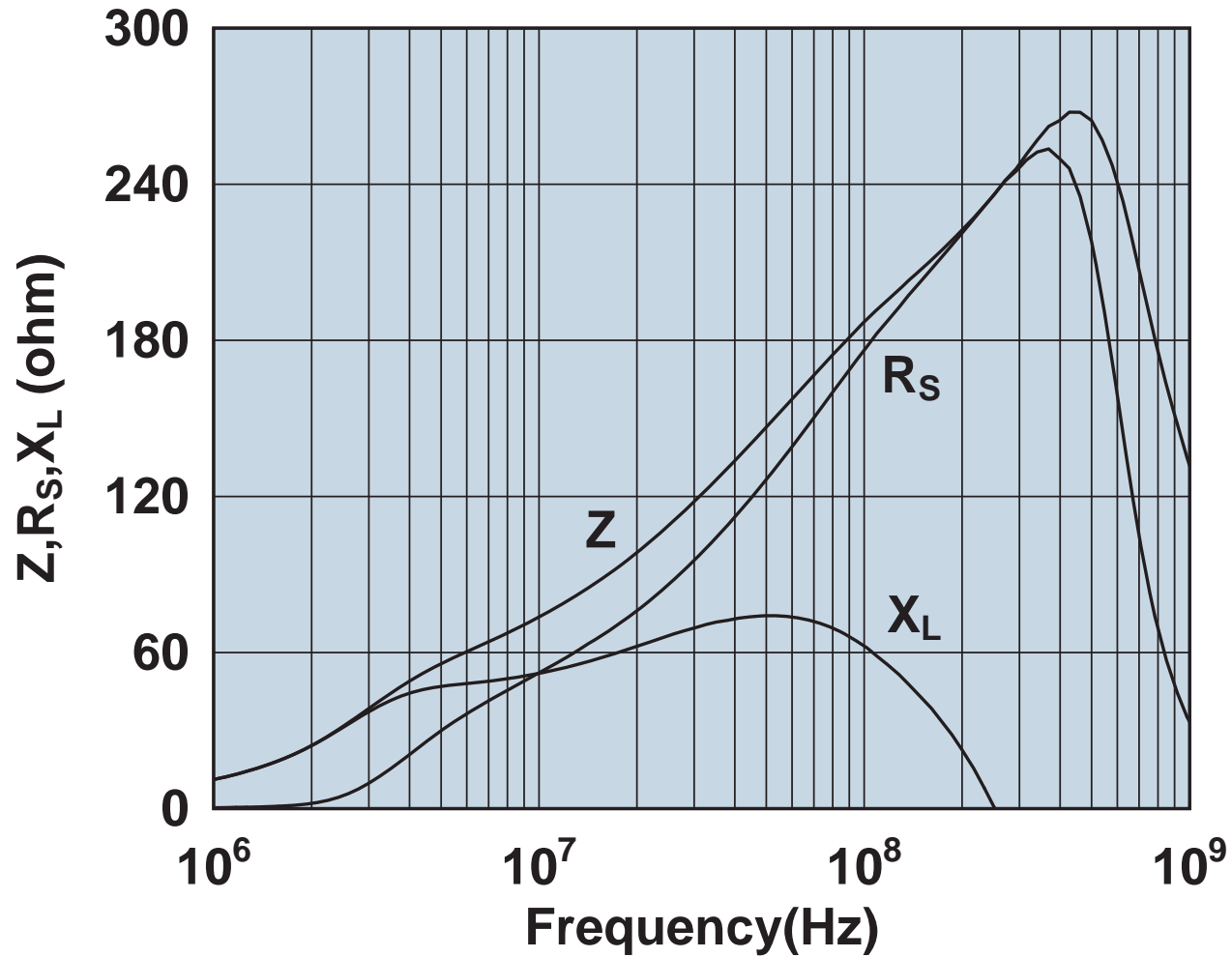
Impedance, reactance, and resistance vs. frequency.

2646626202



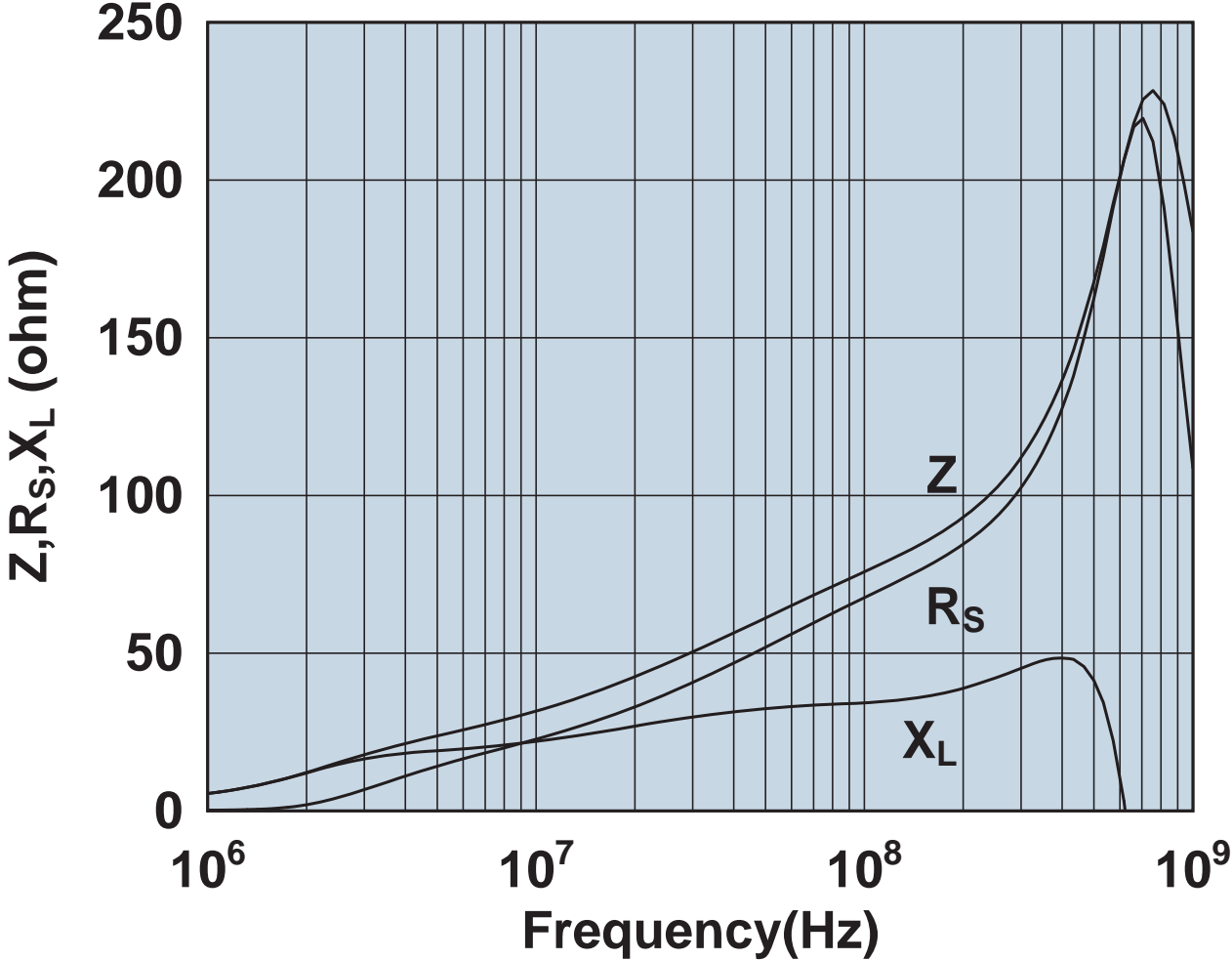
Impedance, reactance, and resistance vs. frequency.

2646665702



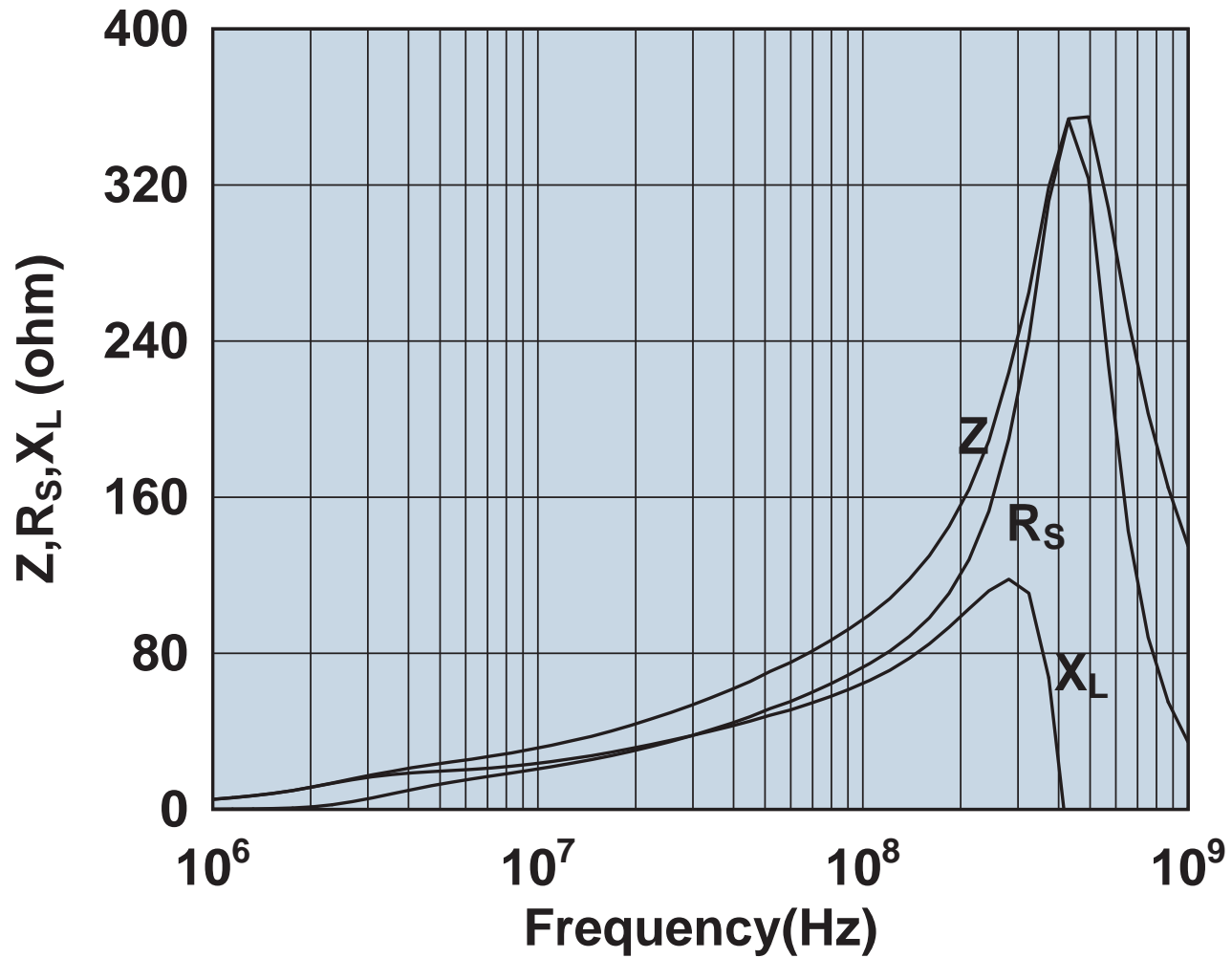
Impedance, reactance, and resistance vs. frequency.

2646665802



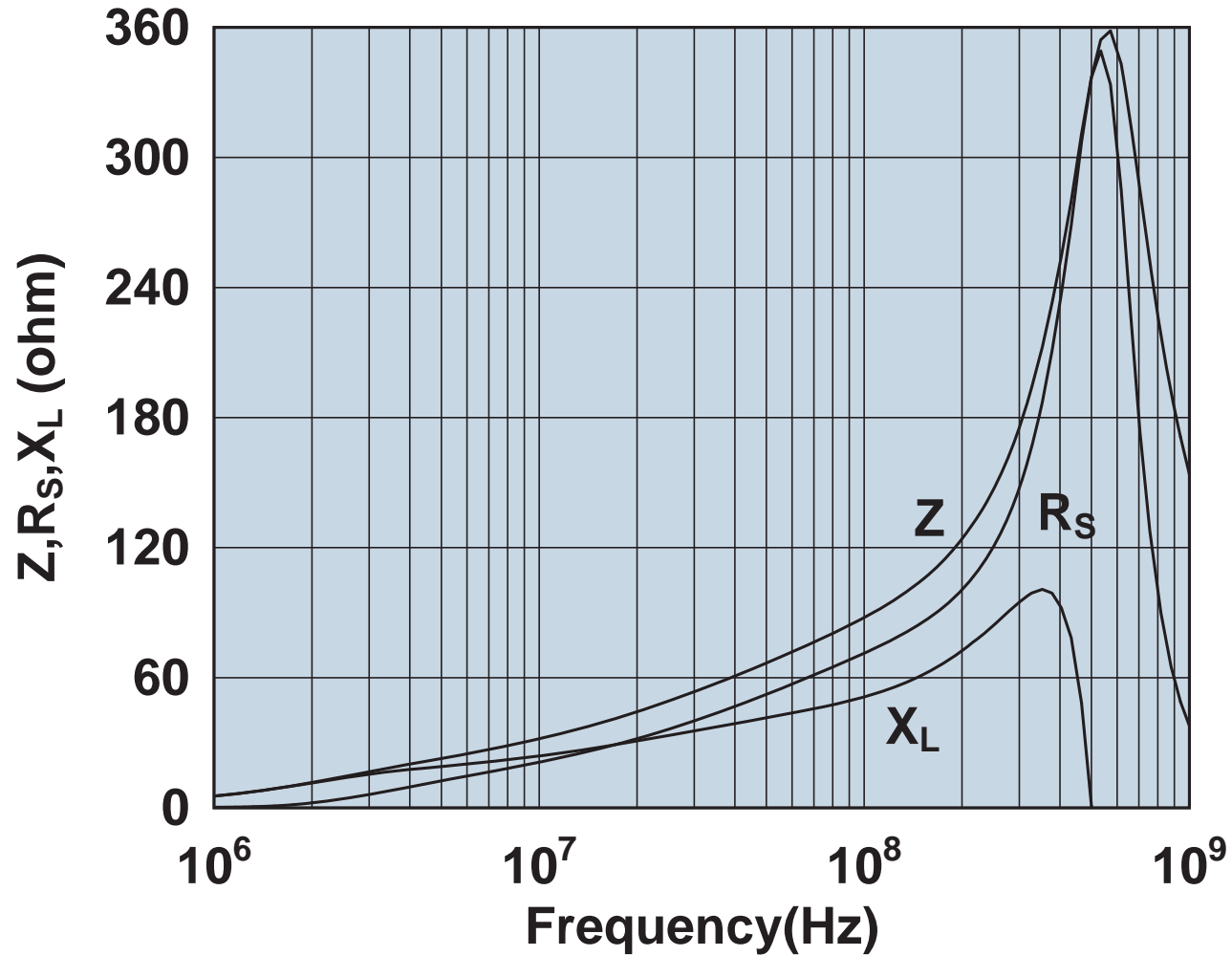
Impedance, reactance, and resistance vs. frequency.

2646803802



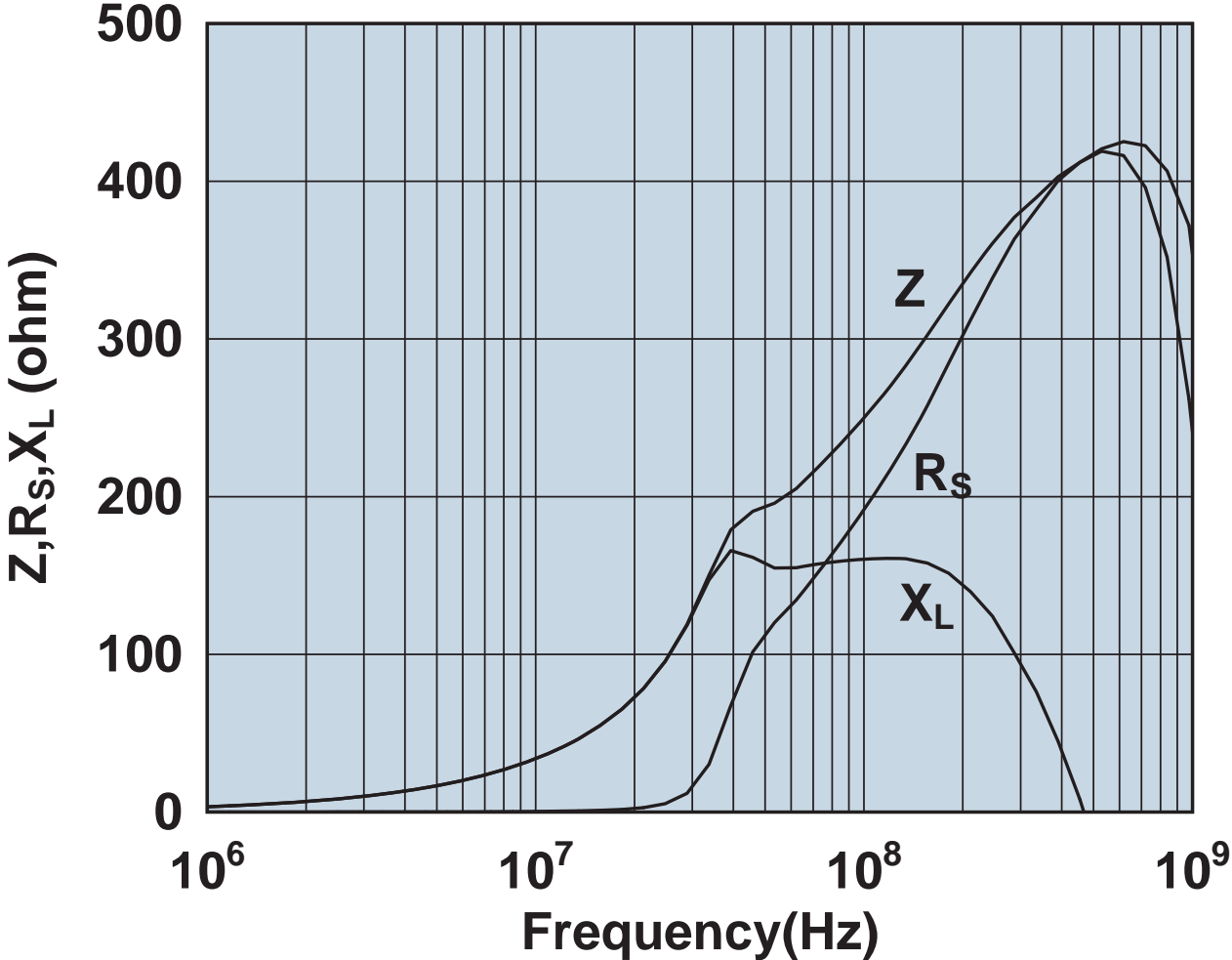
Impedance, reactance, and resistance vs. frequency.

2646804502



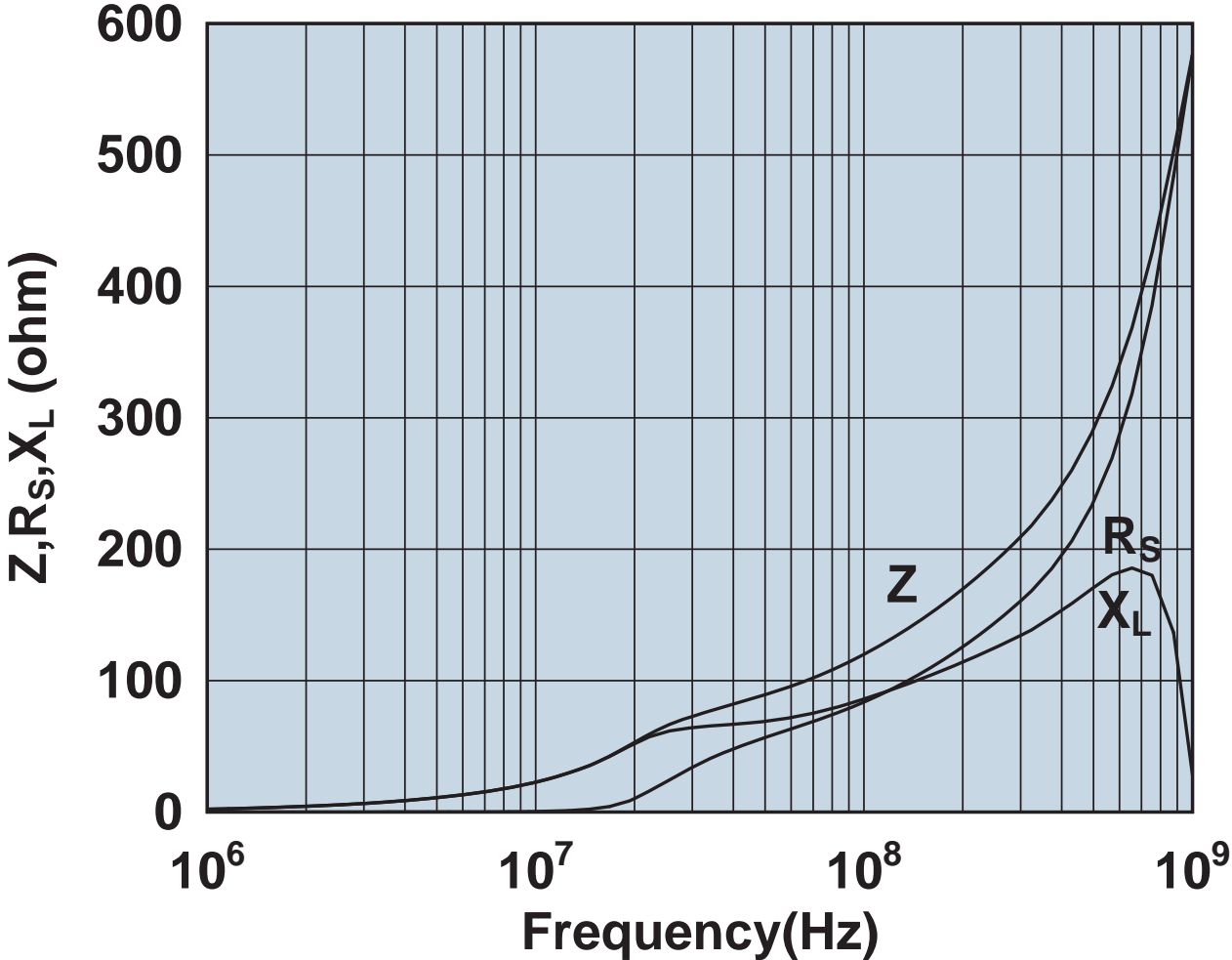
Impedance, reactance, and resistance vs. frequency.

2661102002



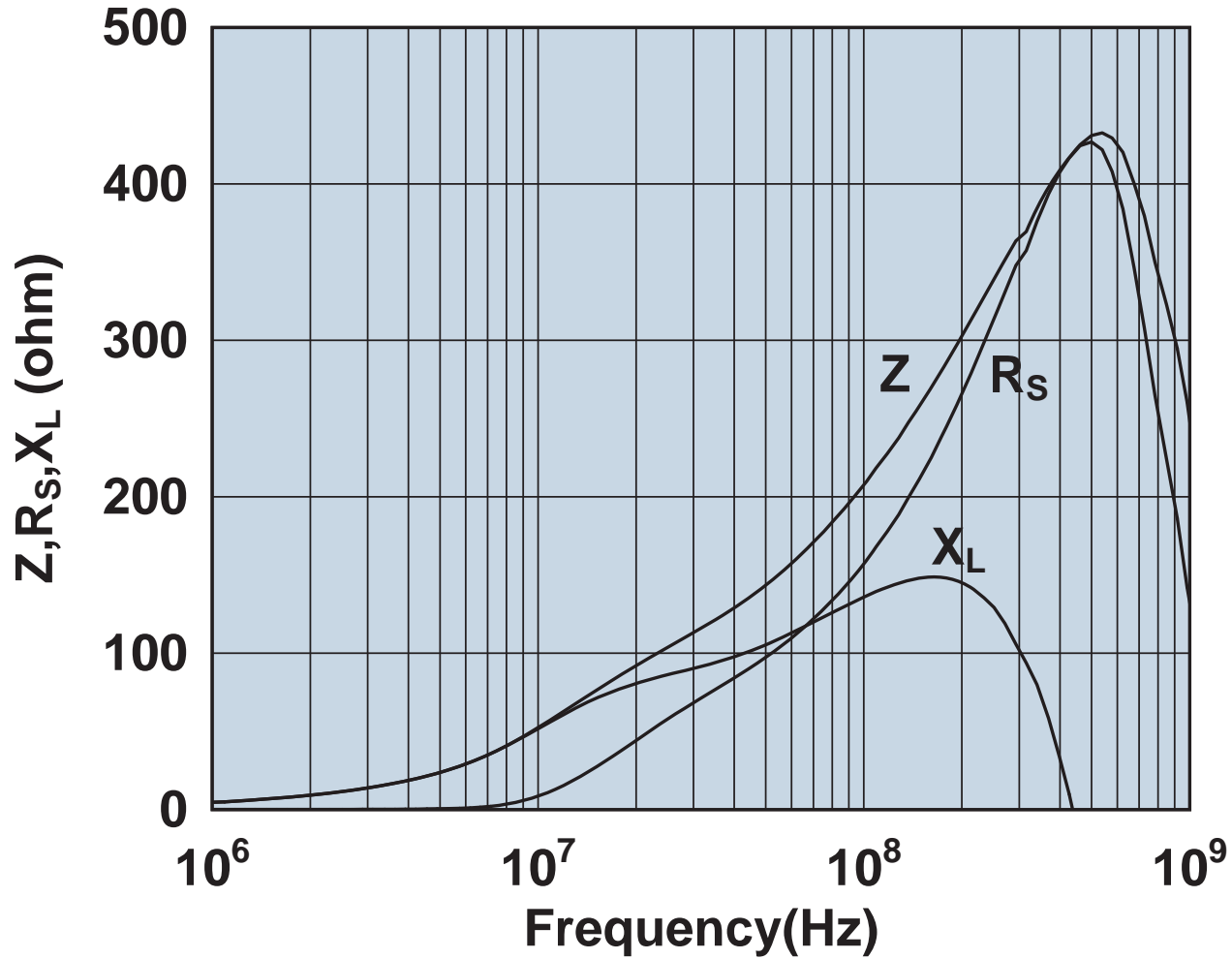
Impedance, reactance, and resistance vs. frequency.

2661102402



Impedance, reactance, and resistance vs. frequency.

2661164181



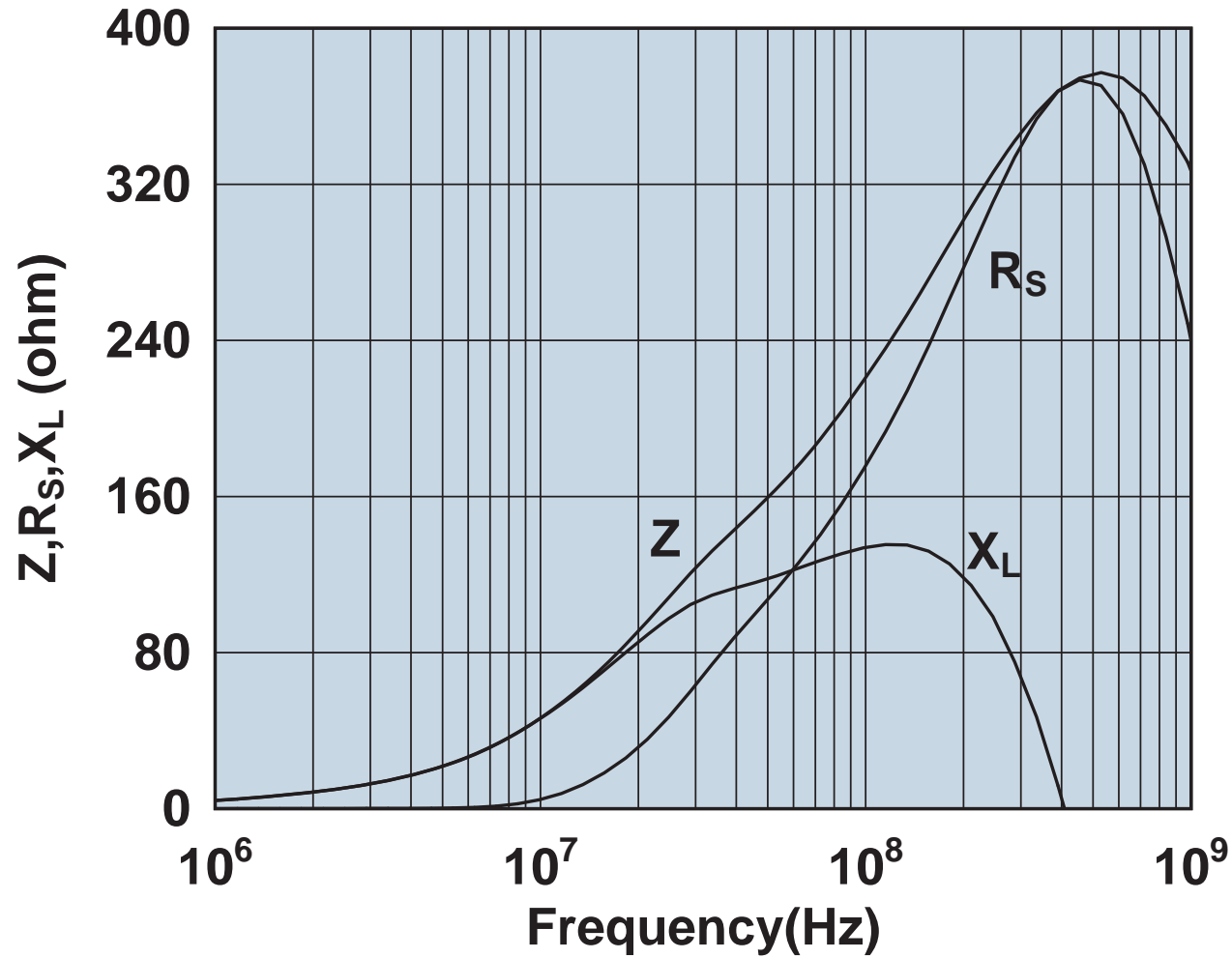
Impedance, reactance, and resistance vs. frequency.

2661164281



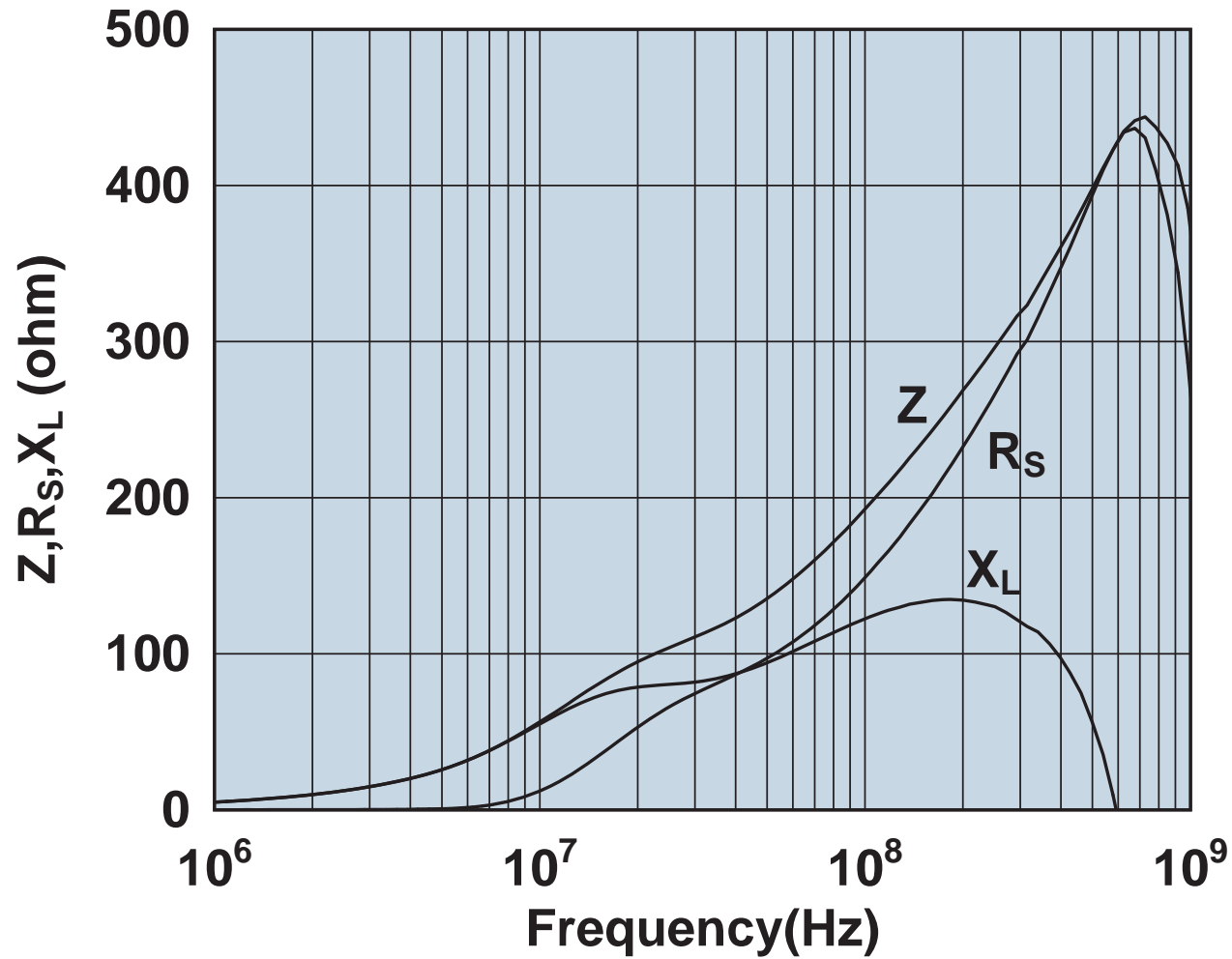
Impedance, reactance, and resistance vs. frequency.

2661164951



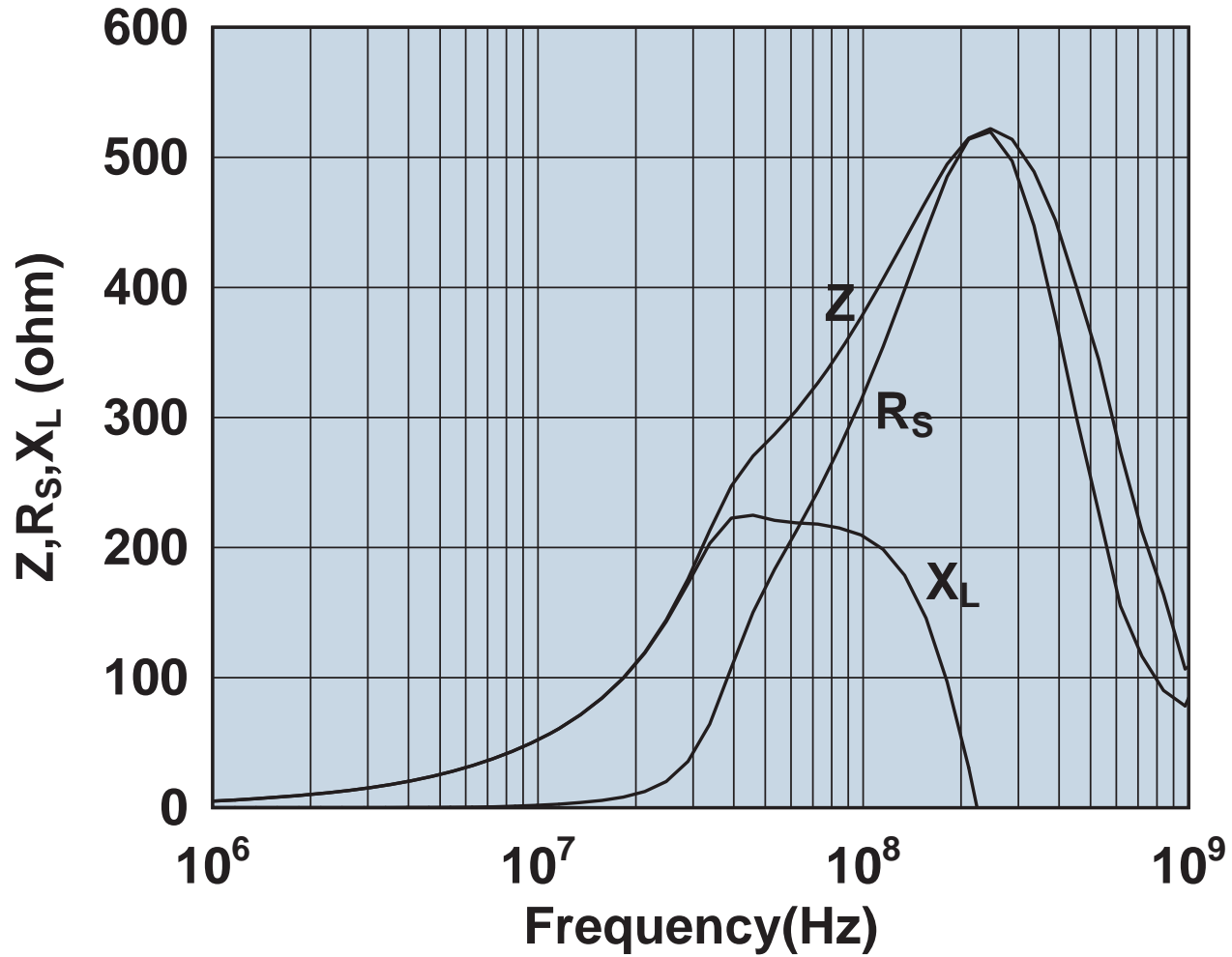
Impedance, reactance, and resistance vs. frequency.

2661167281



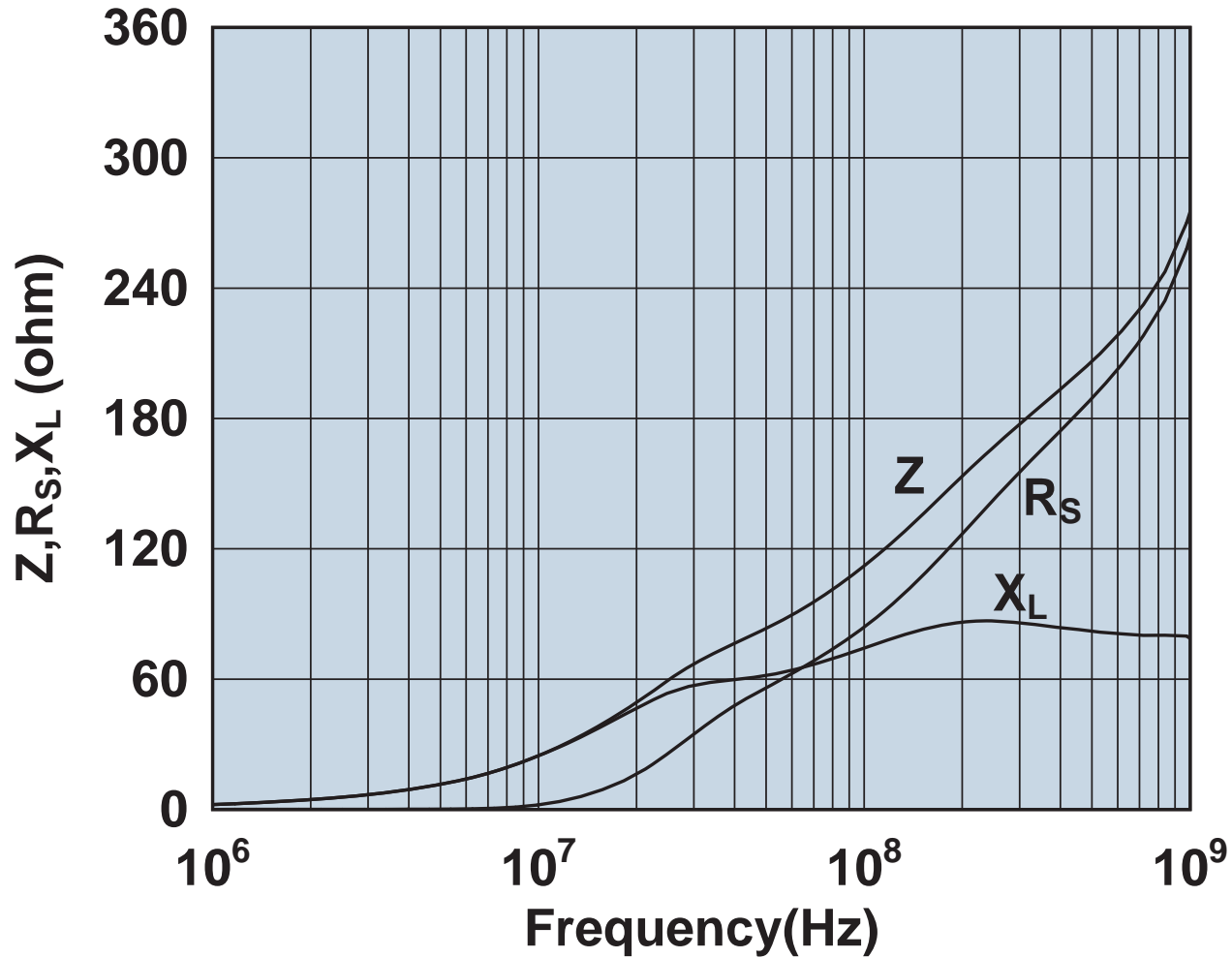
Impedance, reactance, and resistance vs. frequency.

2661176451



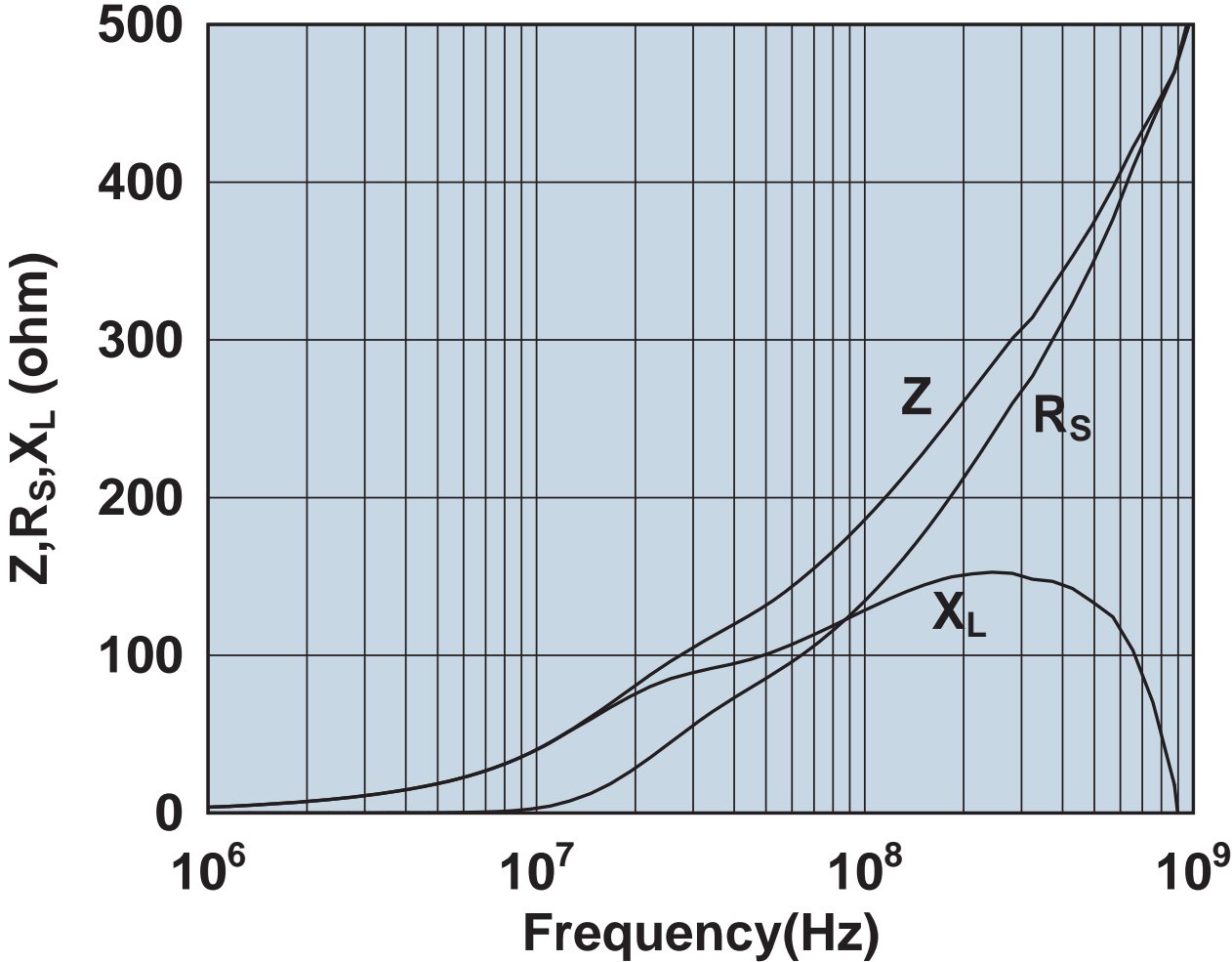
Impedance, reactance, and resistance vs. frequency.

2661178181



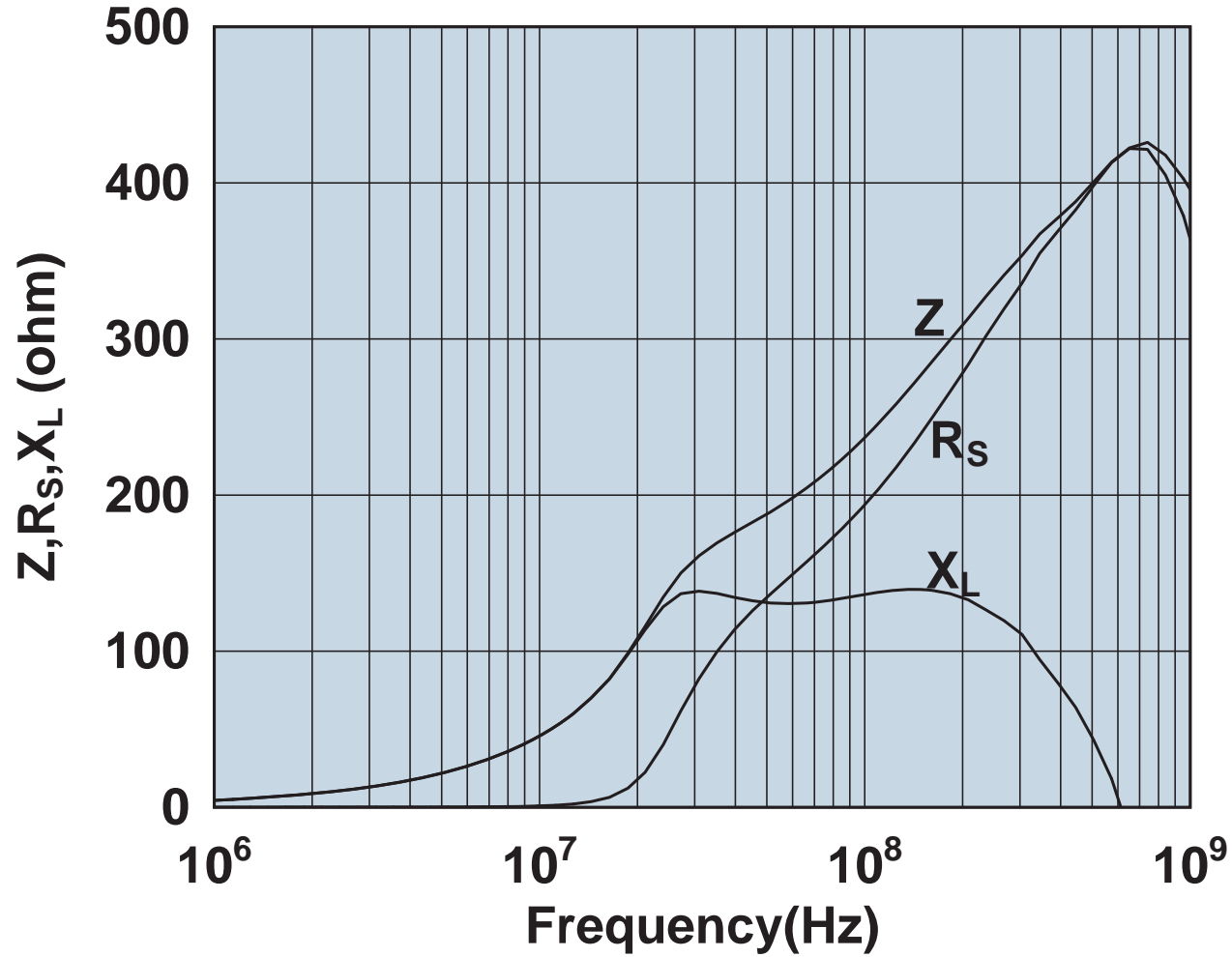
Impedance, reactance, and resistance vs. frequency.

2661178281



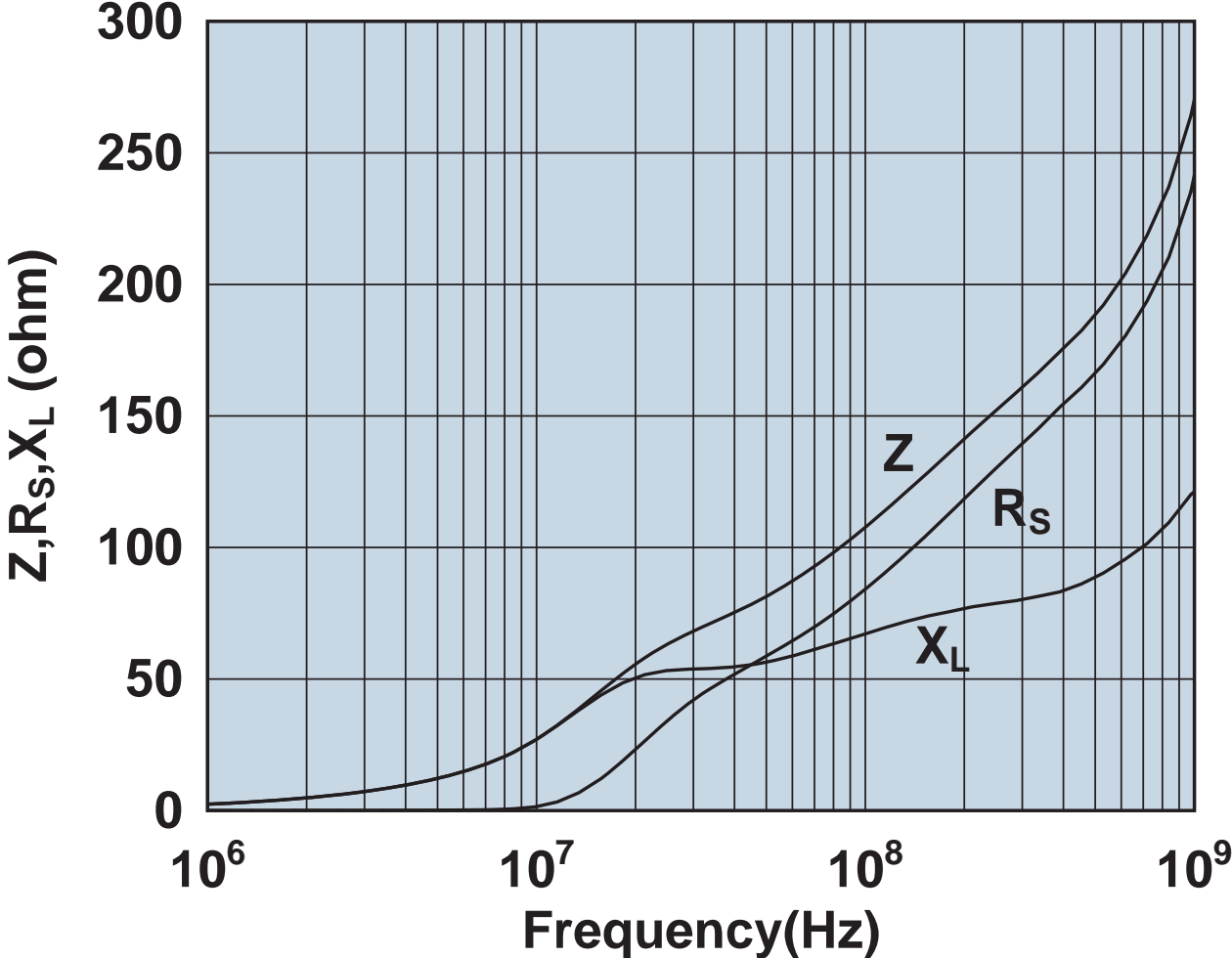
Impedance, reactance, and resistance vs. frequency.

266154002



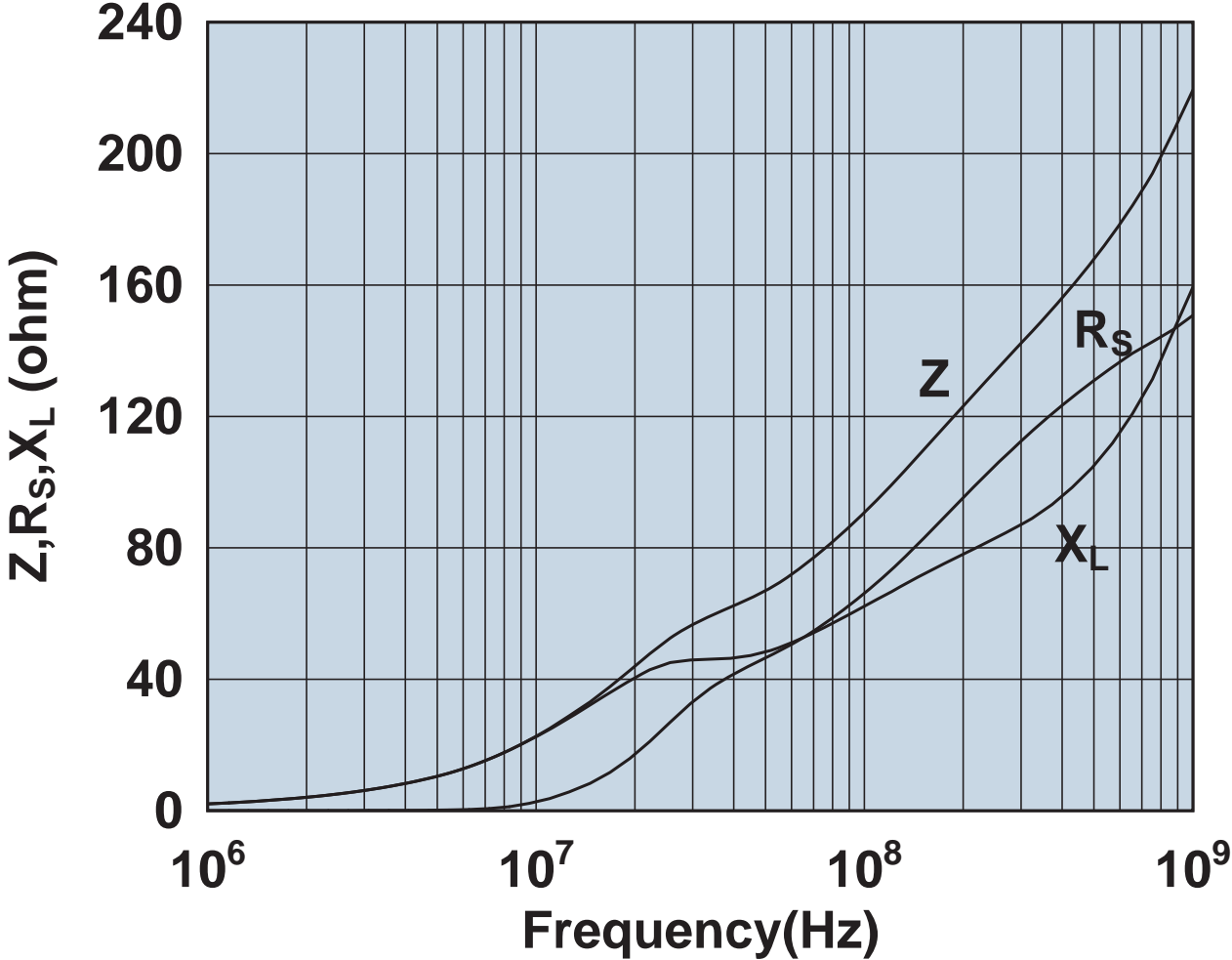
Impedance, reactance, and resistance vs. frequency.

2661540202



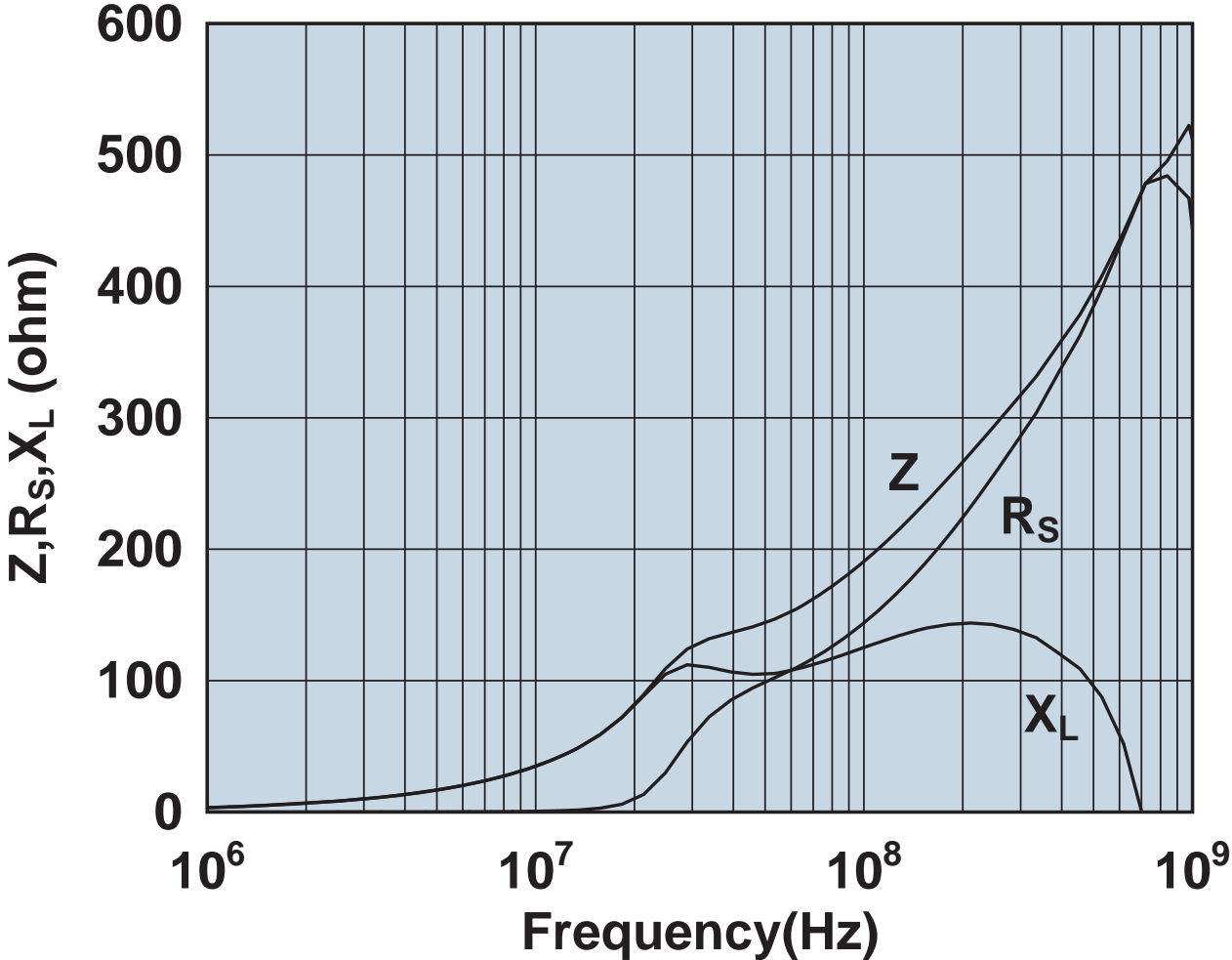
Impedance, reactance, and resistance vs. frequency.

2661626302



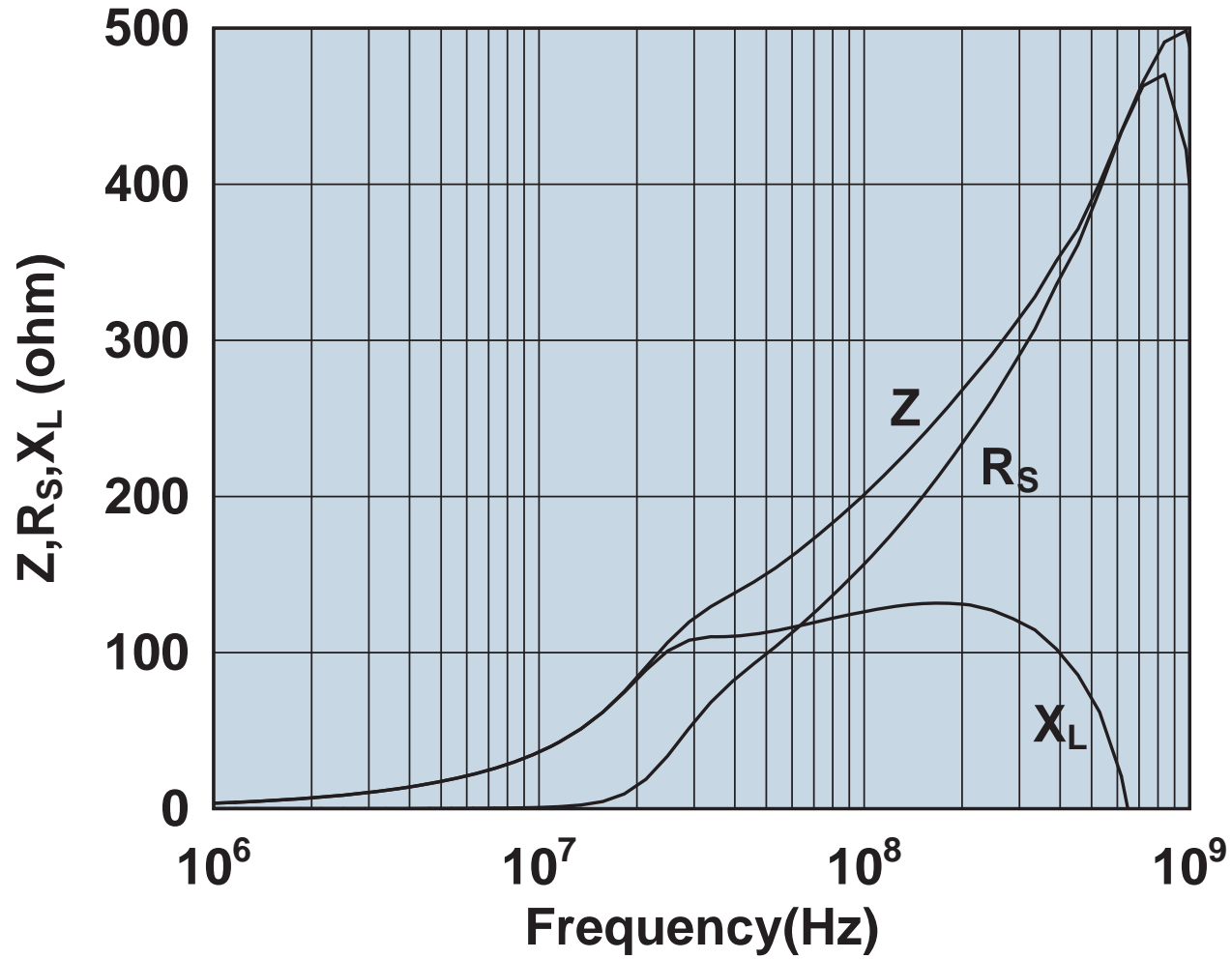
Impedance, reactance, and resistance vs. frequency.

2661626402



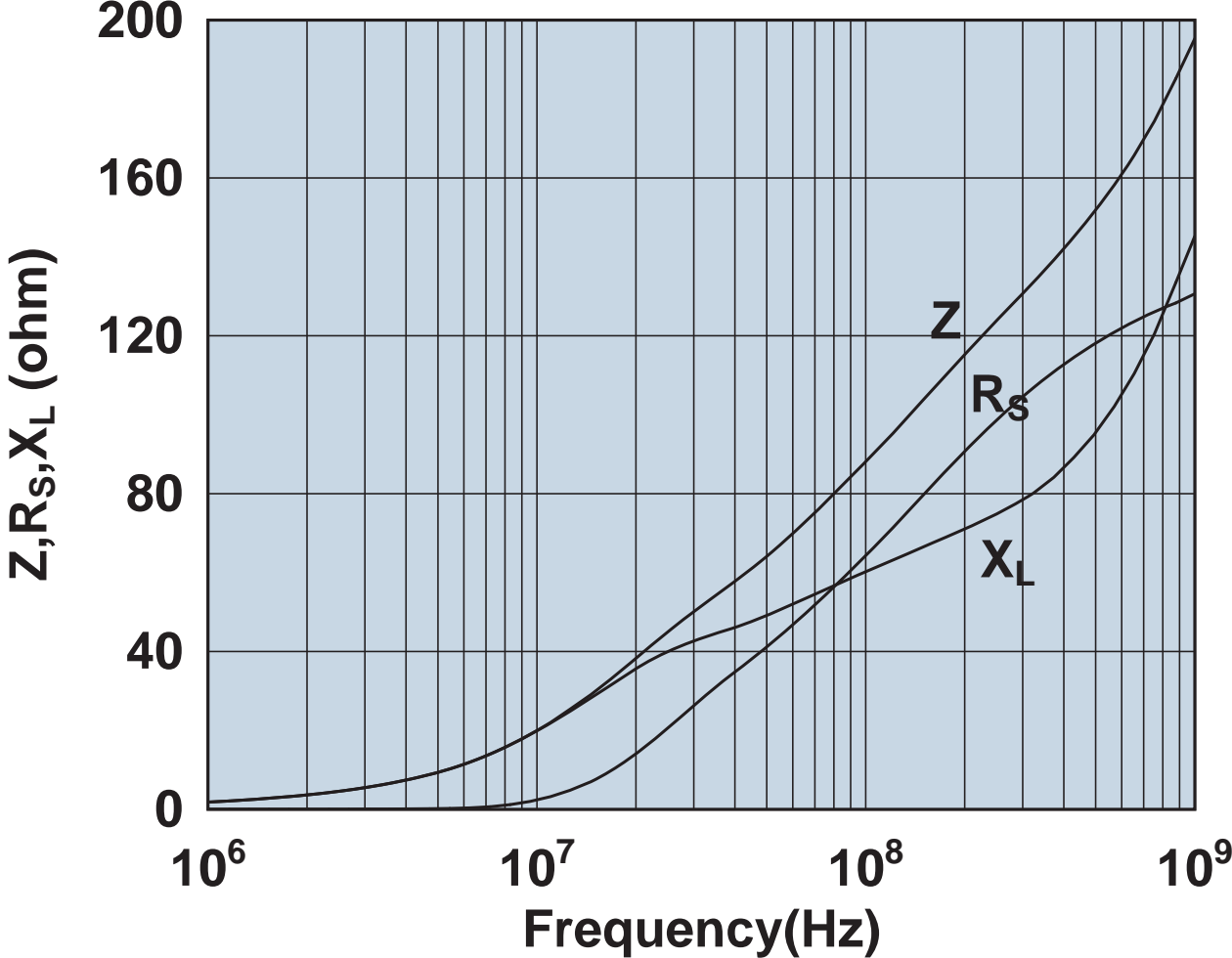
Impedance, reactance, and resistance vs. frequency.

2661665702



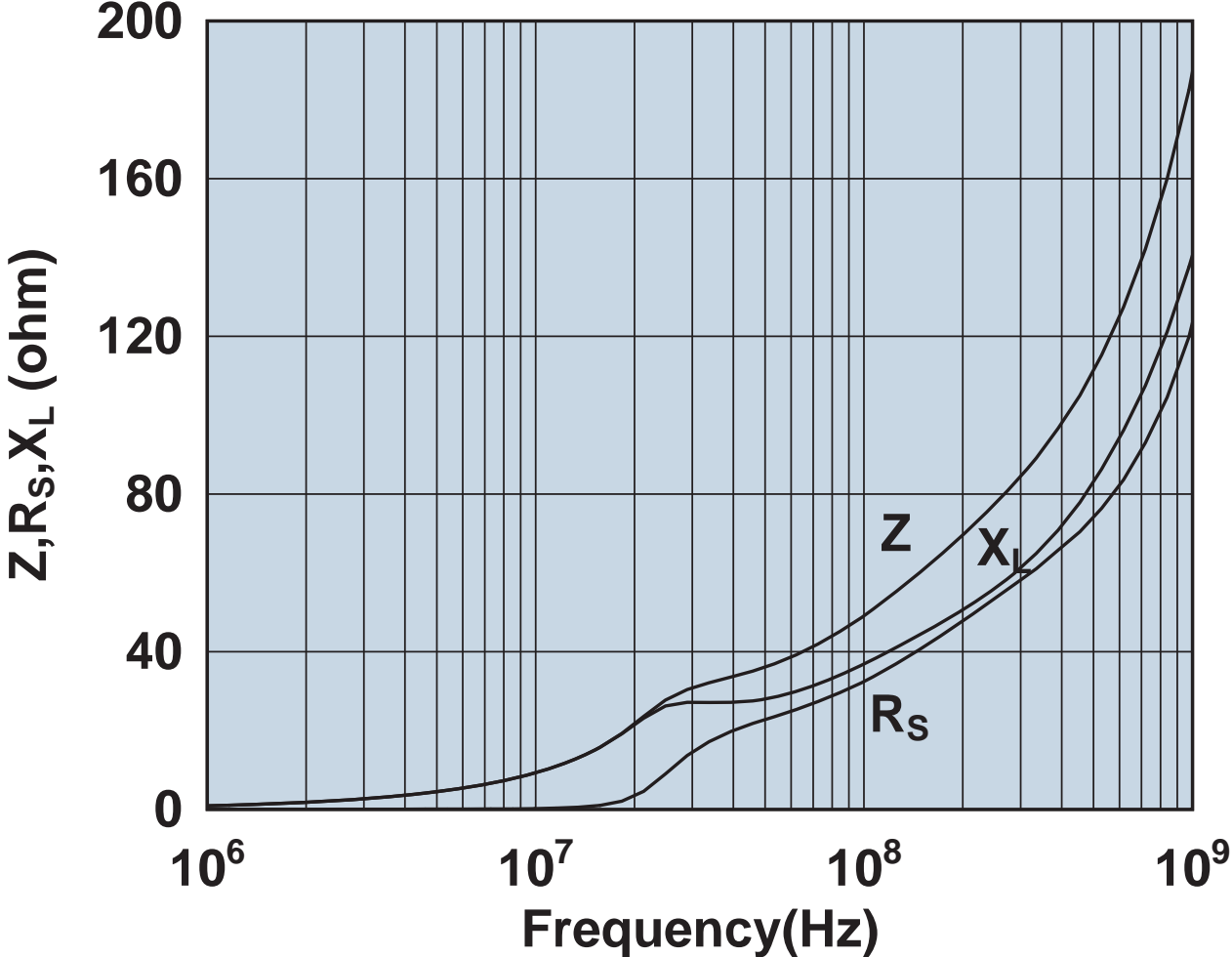
Impedance, reactance, and resistance vs. frequency.

2661665 802



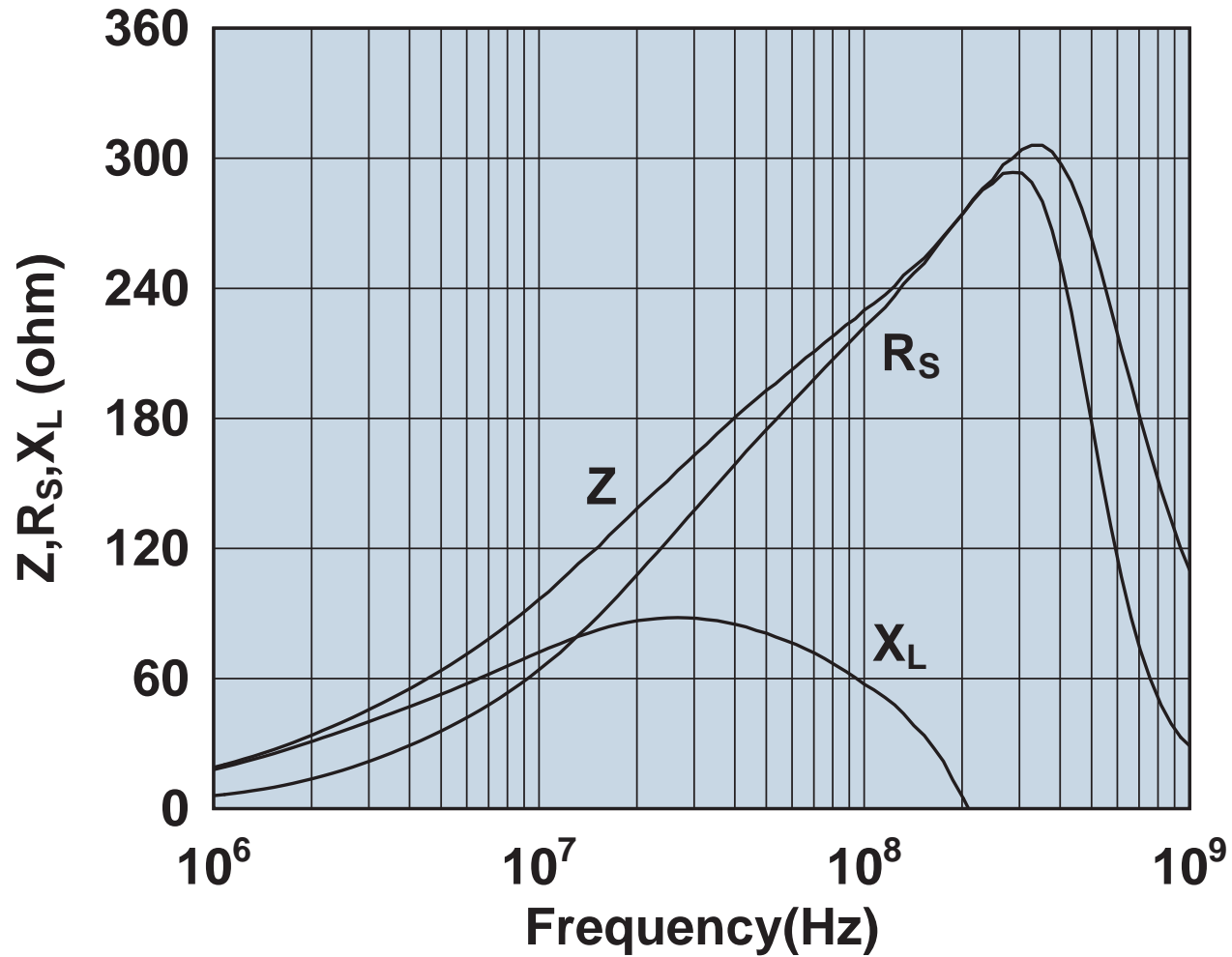
Impedance, reactance, and resistance vs. frequency.

2661801902



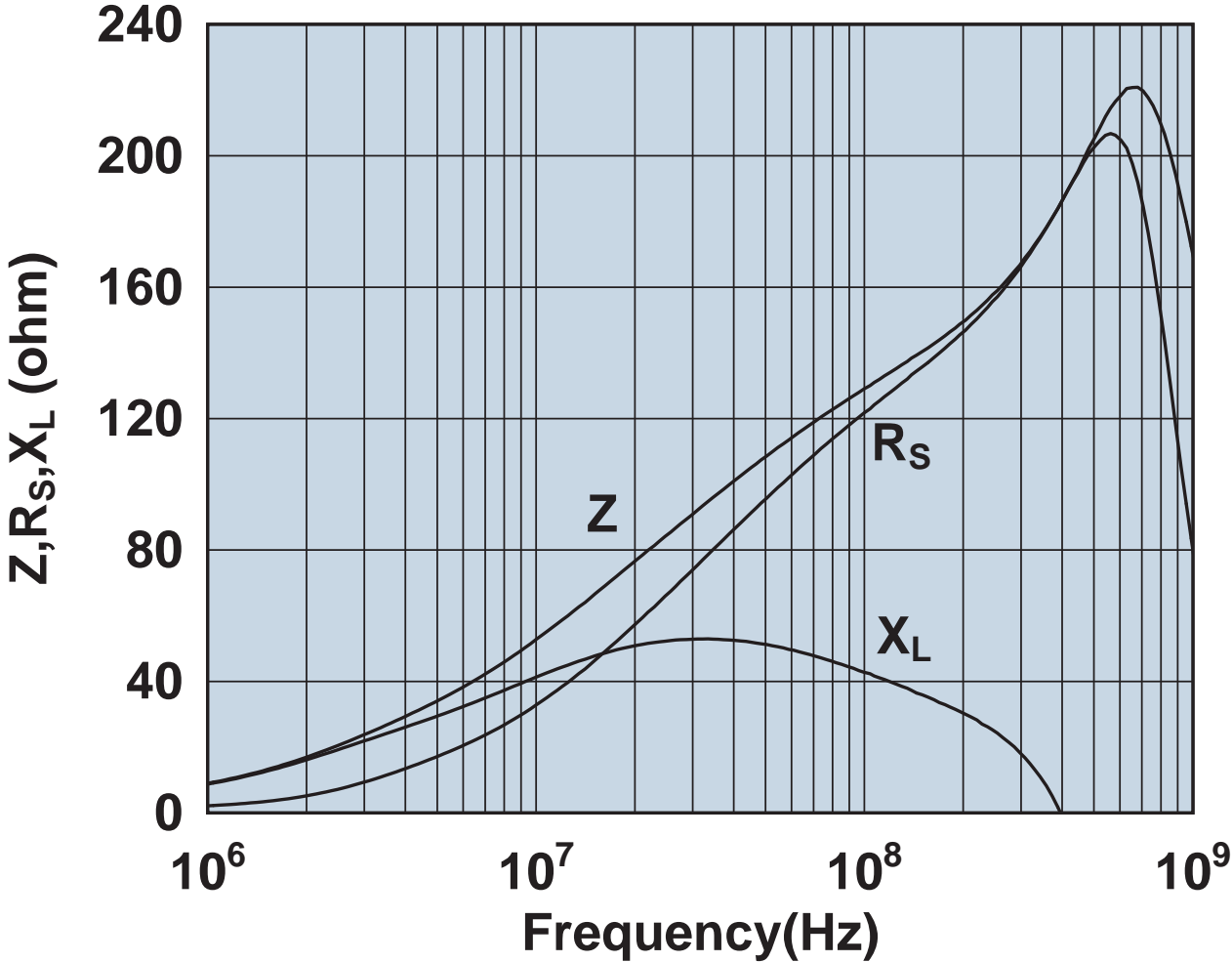
Impedance, reactance, and resistance vs. frequency.

2643101902



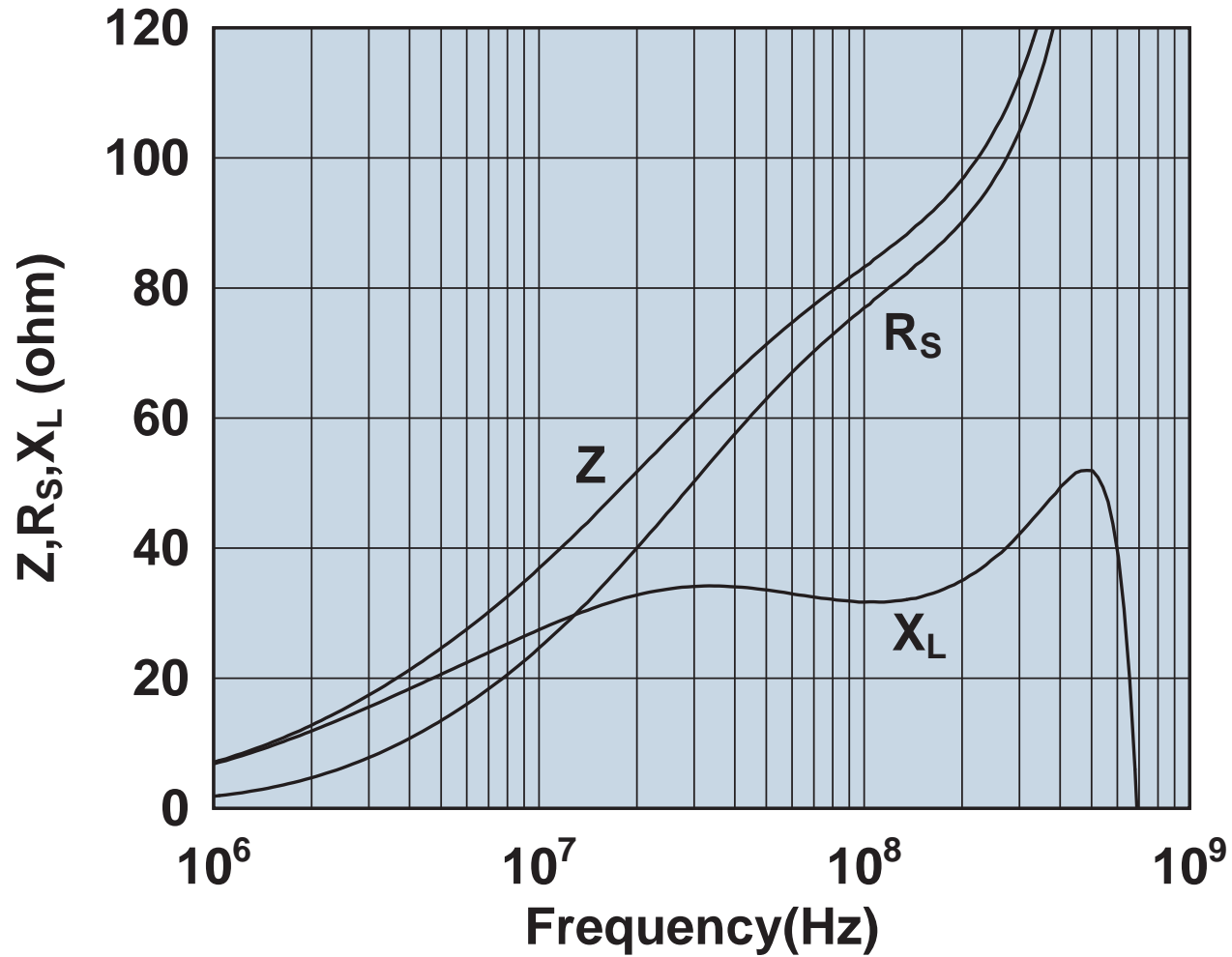
Impedance, reactance, and resistance vs. frequency.

2643023002



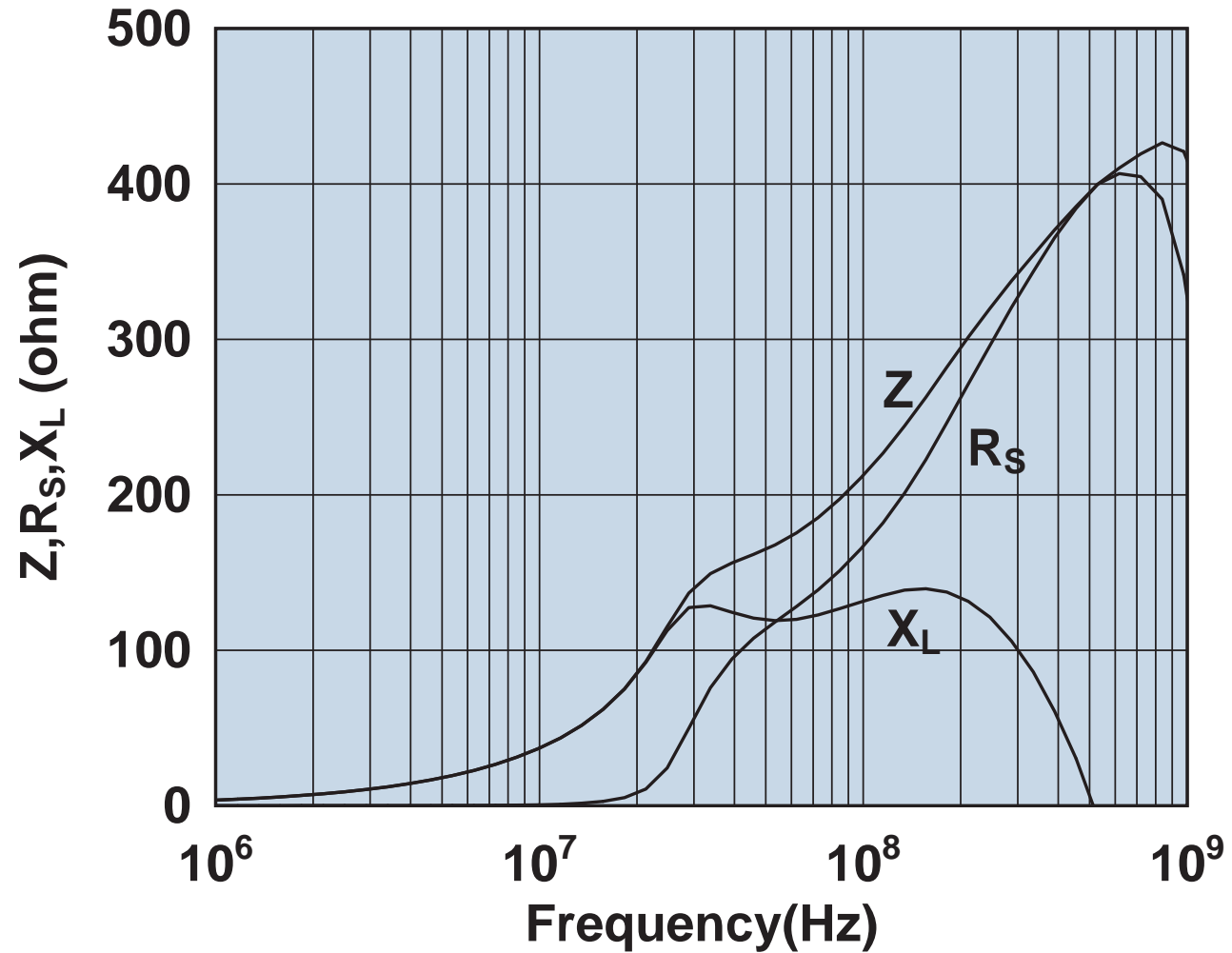
Impedance, reactance, and resistance vs. frequency.

2643000801



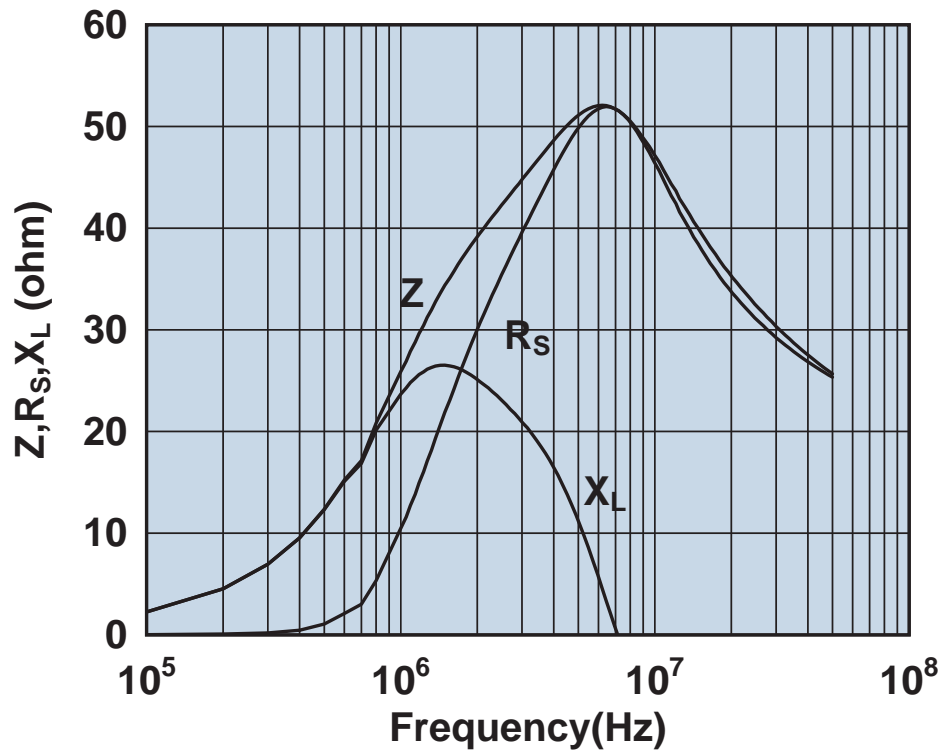
Impedance, reactance, and resistance vs. frequency.

2661480002

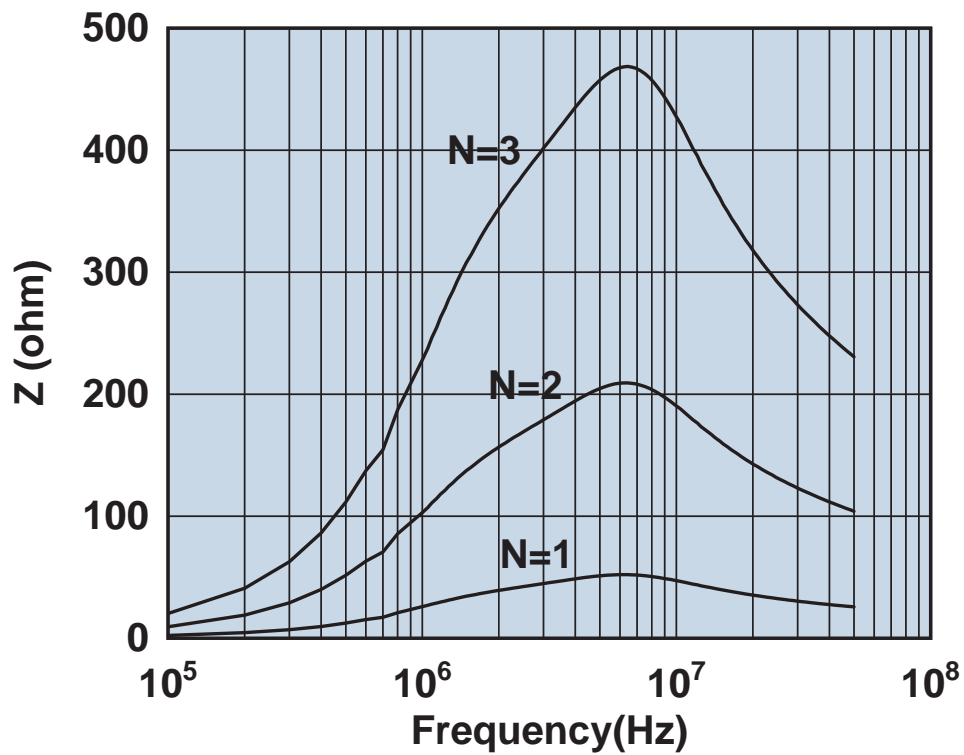


Impedance, reactance, and resistance vs. frequency.

2677006302

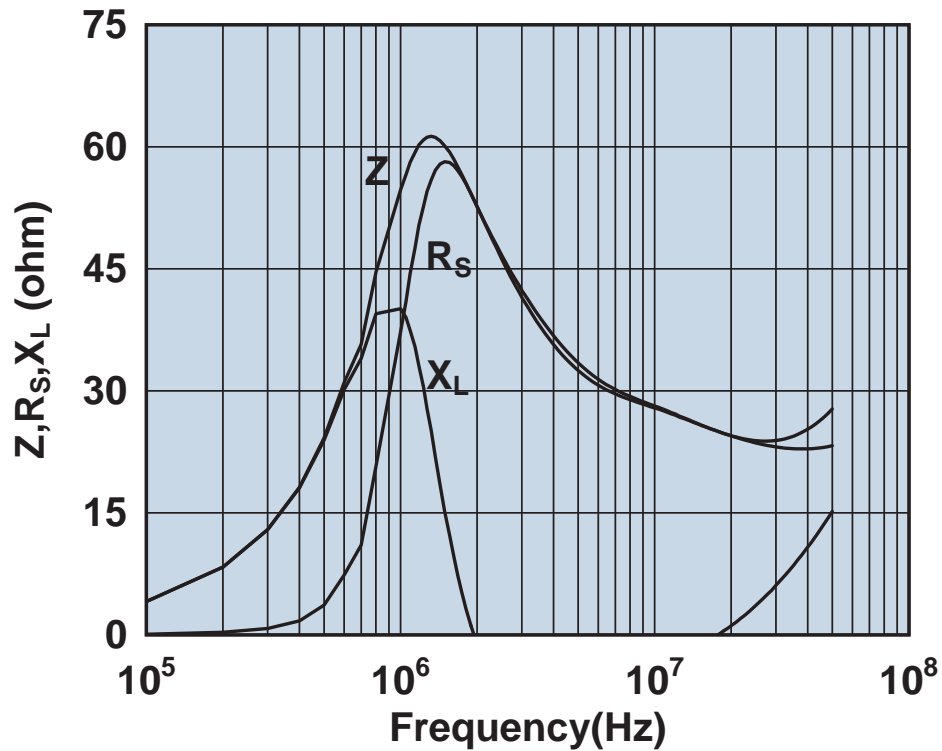


Impedance, reactance, and resistance vs. frequency.

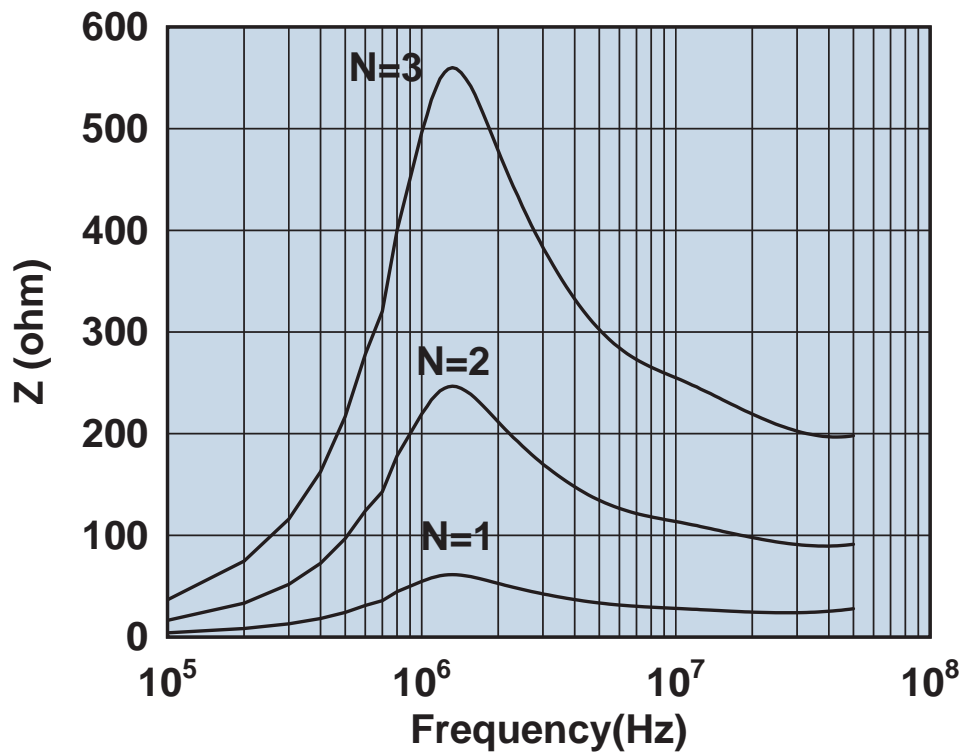


Impedance vs. frequency with one, two, and three turns.

2677102402



Impedance, reactance, and resistance vs. frequency.



Impedance vs. frequency with one, two, and three turns.

Компания «Life Electronics» занимается поставками электронных компонентов импортного и отечественного производства от производителей и со складов крупных дистрибьюторов Европы, Америки и Азии.

С конца 2013 года компания активно расширяет линейку поставок компонентов по направлению коаксиальный кабель, кварцевые генераторы и конденсаторы (керамические, пленочные, электролитические), за счёт заключения дистрибьюторских договоров

Мы предлагаем:

- Конкурентоспособные цены и скидки постоянным клиентам.
- Специальные условия для постоянных клиентов.
- Подбор аналогов.
- Поставку компонентов в любых объемах, удовлетворяющих вашим потребностям.
- Приемлемые сроки поставки, возможна ускоренная поставка.
- Доставку товара в любую точку России и стран СНГ.
- Комплексную поставку.
- Работу по проектам и поставку образцов.
- Формирование склада под заказчика.
- Сертификаты соответствия на поставляемую продукцию (по желанию клиента).
- Тестирование поставляемой продукции.
- Поставку компонентов, требующих военную и космическую приемку.
- Входной контроль качества.
- Наличие сертификата ISO.

В составе нашей компании организован Конструкторский отдел, призванный помогать разработчикам, и инженерам.

Конструкторский отдел помогает осуществить:

- Регистрацию проекта у производителя компонентов.
- Техническую поддержку проекта.
- Защиту от снятия компонента с производства.
- Оценку стоимости проекта по компонентам.
- Изготовление тестовой платы монтаж и пусконаладочные работы.



Тел: +7 (812) 336 43 04 (многоканальный)

Email: org@lifeelectronics.ru