


# 3M™ MetPak™ HSHM Press-Fit Power Socket

2 mm Type D, 176 Signal/4 Power Contacts, 8 Rows, Right Angle

HSHM Series



- Up to 5 Gb/s data rates
- Low crosstalk at high frequencies
- 50/100  $\Omega$  (single-ended /differential) impedance
- Modular/scalable format IEC 61076-4-101
- 101 mated lines per linear inch
- Dual beam contact construction for high reliability
- Four integrated 8.25 A power blades
- End-to-end stackable with 8 row 3M™ MetPak™ HM and HSHM sockets
- See the Regulatory Information Appendix (RIA) in the “RoHS compliance” section of [www.3mconnector.com](http://www.3mconnector.com) for compliance information

Date Modified: November 16, 2010

TS-2001-B  
Sheet 1 of 3

## Physical

### Insulation:

Material: High Temperature Thermoplastic (LCP)

Flammability: UL 94V-0

### Color:

Material: Copper Alloy

Plating: See Ordering information

## Performance

### Mechanical:

Normal Force (Nominal): 0.57 N [58 g] Signal, 0.74 N [ 75 g ] Shield, 0.98 N [ 100 g ] Power

Engagement Force (Nominal): 0.32 N [33 g] Signal, 0.22 N [ 22 g ] Shield, 1.42 N [ 145 g ] Power

Separation Force (Nominal): 0.20 N [20 g] Signal, 0.20 N [ 20 g ] Shield, 0.89 N [ 91 g ] Power

Wipe (Nominal, Shortest Contact): 2.67 mm [0.105 in] Signal, 1.57 mm [ 0.062 in ] Shield, 1.93 N [ 0.076 in. ] Power

Mate/Unmate Cycles: 250

Application: This module is suitable for stand-alone use. (Refer to IEC-61076-4-101)

### Electrical:

Data Rate: 5 Gb/s

Characteristic Impedance: 50  $\Omega$  Single-ended, 100  $\Omega$  Differential

Current Rating (Fully Loaded): 1 A @ 70° C Signal, 8.25 A at 70°C Power

Insulation Resistance: 10<sup>4</sup> M $\Omega$  @ 100 V<sub>DC</sub>

Withstanding Voltage: 750 V<sub>rms</sub>

## Environmental

Temperature Rating: -55° C to 125° C

UL File No.: E68080

MetPak is a trademark of 3M Company.



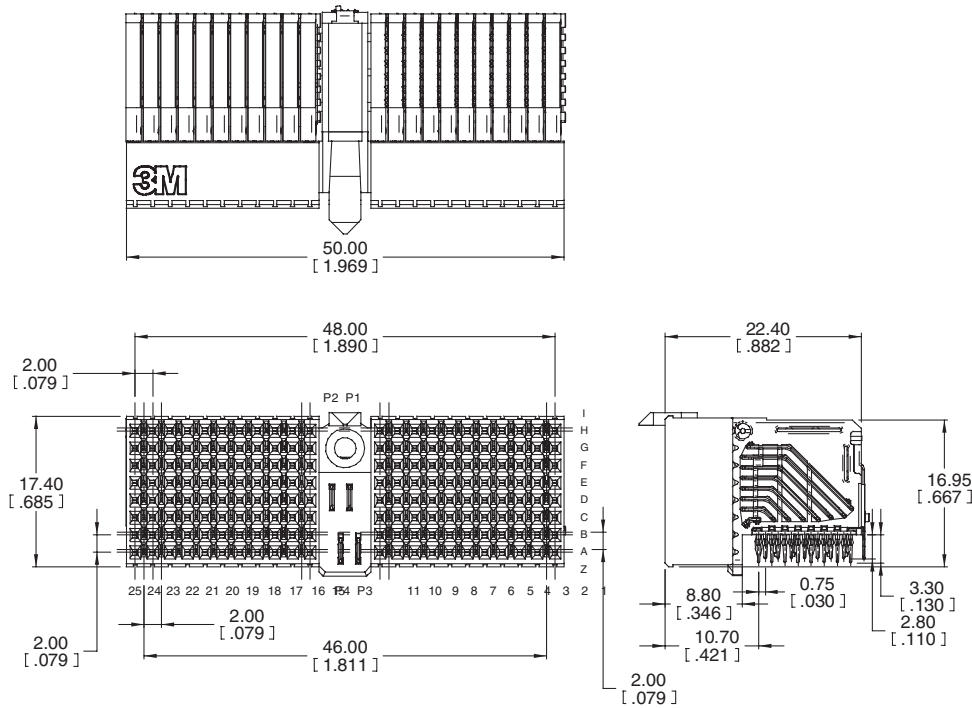
Electronic Solutions Division  
Interconnect Solutions  
<http://www.3M.com/interconnects/>

3M is a trademark of 3M Company.  
For technical, sales or ordering information call  
**800-225-5373**

# 3M™ MetPak™ HSHM Press-Fit Power Socket

2 mm Type D, 176 Signal/4 Power Contacts, 8 Rows, Right Angle

HSHM Series



mm  
(Inch)

Tolerance Unless Noted			
	0	0.0	0.00
mm	±3	±0.3	±0.13

[ ] Dimensions for Reference Only

## Ordering Information

### HSHM-S176DPWRX - 8AP1 - XXXXX

High Speed Option: \_\_\_\_\_  
 1 =Row differential applications  
 4 =Coaxial and column differential applications

Standard configuration (power blade mate length)  
 P1 and P2 = 5.0 mm  
 P3 and P4 = 6.50 mm  
 For non-standard configurations contact sales representative

Plating  $\mu\text{m}$  [  $\mu\text{in}$  ]:

TG30 = 0.76 [30] Min. Au Contact Area  
 2.54 [100] Min. SnPb Terminal Area (RIA C2 & E2 apply)  
 1.27 [50] Min. Ni All over  
 Standard Option

TG30L = 0.76 [30] Min. Au Contact Area, Lubricated  
 2.54 [100] Min. SnPb Terminal Area (RIA C2 & E2 apply)  
 1.27 [50] Min. Ni All over  
 Typically higher make order quantities as compared to TG30.

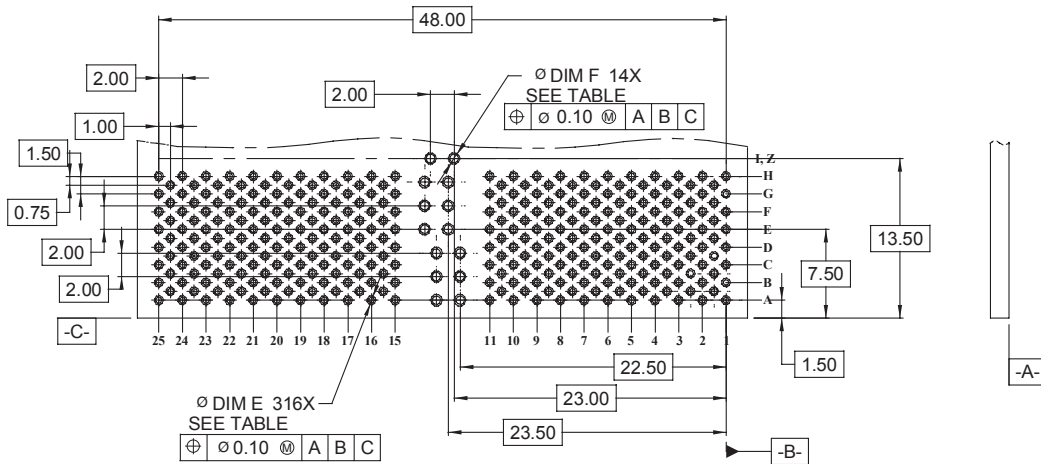
TG50 = 1.27 [50] Min. Au Contact Area, Lubricated  
 2.54 [100] Min. SnPb Terminal Area (RIA C2 & E2 apply)  
 1.27 [50] Min. Ni All over  
 Non-Standard Option (Available with longer lead times and higher make order quantities, MOQ)

TS-2001-B  
 Sheet 2 of 3

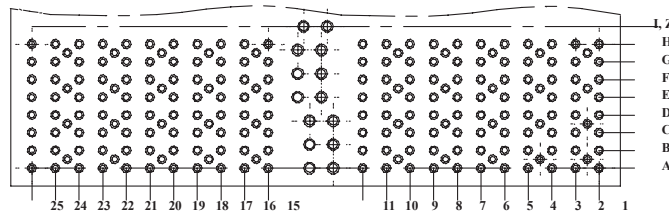
# 3M™ MetPak™ HSHM Press-Fit Power Socket

2 mm Type D, 176 Signal/4 Power Contacts, 8 Rows, Right Angle

HSHM Series



Recommended PCB hole mounting pattern for coaxial, column differential, and stripline applications



Recommended PCB hole mounting pattern for row differential applications

Hole Plating Table

Hole	Finished Hole Dia. "D"	Cu. Thickness	SnPb Thickness	Drilled Hole Dia.
"E"	0.457 - 0.559 [.0180 - .0220]	0.025 - 0.045 [.0010 - .0018]	0.008 - 0.018 [.0003 - .0007]	0.584 - 0.625 [.0230 - .0246]
"F"	0.690 - 0.790 [.0270 - .0310]	0.025 - 0.045 [.0010 - .0018]	0.008 - 0.018 [.0003 - .0007]	0.810 - 0.860 [.0320 - .0340]

TS-2001-B  
Sheet 3 of 3

**Important Notice**

All statements, technical information, and recommendations related to 3M's products are based on information believed to be reliable, but the accuracy or completeness is not guaranteed. Before using this product, you must evaluate it and determine if it is suitable for your intended application. You assume all risks and liability associated with such use. Any statements related to the product which are not contained in 3M's current publications, or any contrary statements contained on your purchase order shall have no force or effect unless expressly agreed upon, in writing, by an authorized officer of 3M.

**Warranty; Limited Remedy; Limited Liability.**

This product will be free from defects in material and manufacture for a period of one (1) year from the time of purchase. **3M MAKES NO OTHER WARRANTIES INCLUDING, BUT NOT LIMITED TO, ANY IMPLIED WARRANTY OF MERCHANTABILITY OR FITNESS FOR A PARTICULAR PURPOSE.** If this product is defective within the warranty period stated above, your exclusive remedy shall be, at 3M's option, to replace or repair the 3M product or refund the purchase price of the 3M product. **Except where prohibited by law, 3M will not be liable for any indirect, special, incidental or consequential loss or damage arising from this 3M product, regardless of the legal theory asserted.**

**3M Electronics Solutions Division**

6801 River Place Blvd.  
Austin, TX 78726-9000  
U.S.A.  
1-800-225-5373  
[www.3Mconnector.com](http://www.3Mconnector.com)

Please recycle. Printed in USA.  
© 3M 2010. All rights reserved.  
RIA-2217B-E

3M is a trademark of 3M Company.

Компания «Life Electronics» занимается поставками электронных компонентов импортного и отечественного производства от производителей и со складов крупных дистрибьюторов Европы, Америки и Азии.

С конца 2013 года компания активно расширяет линейку поставок компонентов по направлению коаксиальный кабель, кварцевые генераторы и конденсаторы (керамические, пленочные, электролитические), за счёт заключения дистрибьюторских договоров

Мы предлагаем:

- Конкурентоспособные цены и скидки постоянным клиентам.
- Специальные условия для постоянных клиентов.
- Подбор аналогов.
- Поставку компонентов в любых объемах, удовлетворяющих вашим потребностям.
- Приемлемые сроки поставки, возможна ускоренная поставка.
- Доставку товара в любую точку России и стран СНГ.
- Комплексную поставку.
- Работу по проектам и поставку образцов.
- Формирование склада под заказчика.
- Сертификаты соответствия на поставляемую продукцию (по желанию клиента).
- Тестирование поставляемой продукции.
- Поставку компонентов, требующих военную и космическую приемку.
- Входной контроль качества.
- Наличие сертификата ISO.

В составе нашей компании организован Конструкторский отдел, призванный помогать разработчикам, и инженерам.

Конструкторский отдел помогает осуществить:

- Регистрацию проекта у производителя компонентов.
- Техническую поддержку проекта.
- Защиту от снятия компонента с производства.
- Оценку стоимости проекта по компонентам.
- Изготовление тестовой платы монтаж и пусконаладочные работы.



Тел: +7 (812) 336 43 04 (многоканальный)

Email: [org@lifeelectronics.ru](mailto:org@lifeelectronics.ru)