


Full 360° Smart Sensor (Hall Effect Technology)



FEATURES

- Absolute ratiometric output over 360° range with no dead band
- Self-contained package not requiring external electronic interface
- Contactless technology
- Reverse polarity protection
- Non volatile positioning output
- Compliant to RoHS directive 2002/95/EC



The model 601-HE represents a new generation of smart sensors in contactless technology based on the hall effect principle. This unique electronic device is a self-contained package which provides an analog electrical output over a full 360° without the need of external electronics. The low power consumption and non-volatile output makes this universal sensor the real cost-effective alternative to encoders.

STANDARD ELECTRICAL SPECIFICATIONS	
PARAMETER	
Supply	4.5 V _{DC} to 5.5 V _{DC}
Supply Current	16 mA max.
Over Voltage Protection	10 V
Independent Linearity	± 1 %
Electrical Track	360° continuous
Analog Voltage Output	5 % to 95 % of supply (ratiometric) CW or CCW see graphs on next page
Output Ramp Slope	Electrically switchable - see graphs
Temperature Coefficient	V _{out} /ΔT 125 μV/°C typ.
Hysteresis Static	0.8° max.

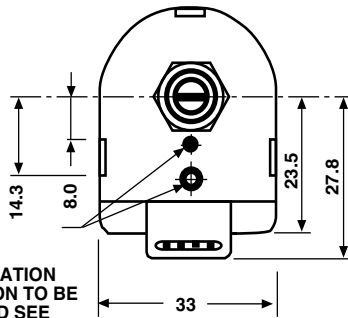
MECHANICAL SPECIFICATIONS	
Rotation	360° continuous
Rotational Speed (Max.)	120 RPM
Operating Torque Max.	0.25 oz.-in (18 g-cm)
Weight	30 g

ENVIRONMENTAL SPECIFICATIONS	
Operating Life	5 000 000 Cycles
Operating Temperature Range	- 45 °C + 85 °C
Storage Temperature Range	- 45 °C to + 85 °C
Sealing	IP54

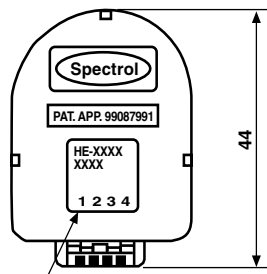
ORDERING INFORMATION/DESCRIPTION				
601 HE	0000	BO1	e4	
MODEL	CONFIGURATION CODE		PACKAGING	LEAD FINISH
			Box of 1 piece	
	PRODUCT NUMBER	Ø 1.57 PIN	Ø 3.18 PIN	
	0000	Yes	Yes	
	0001	Yes	-	
	0002	-	Yes	
	0003	-	-	

SAP PART NUMBERING GUIDELINES		
601 HE	0001	B01
MODEL	PIN CONFIGURATION	PACKAGING

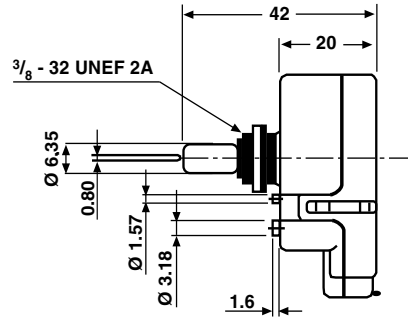
DIMENSIONS in millimeters



ANTI-ROTATION PIN OPTION TO BE SPECIFIED SEE ORDERING INFORMATION



PRODUCT NO. DATE CODE AND TERMINAL I.D. LABEL

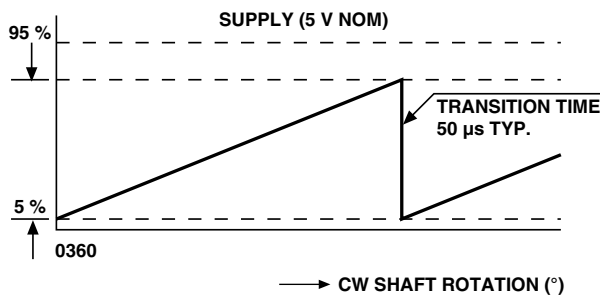


PIN CONNECTIONS		FUNCTION
1	+ 5 V	Supply
2	0 V	
3	Output	O/P voltage
4	Direction	Connected to 0 V: CCW Open circuit or connected to 5 V: CW

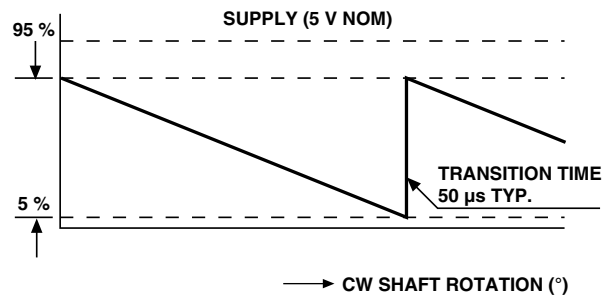
MATERIAL SPECIFICATIONS	
Housing	Plastic
Bushing	Brass, nickel plated
Shaft	Stainless steel
Pin terminal connector	Gold plated
Output connection	Pin header to suit IDC connectors. e.g. Panduit C100 - F22 and Molex 7880
Bushing Mount Hardware Lock Washer, Internal Tooth	Steel, nickel plated
Panel Nut	Brass, nickel plated



CABLE ASSEMBLY FOR CONNECTION	
Part Number	601-1056-0000
Description	Molex KK
	4-way crimp connector
	4 wire (250 mm)



MODEL: 601 HE when pin 4 connected to 5 V or open circuit



MODEL: 601 HE when pin 4 connected to 0 V



Disclaimer

All product specifications and data are subject to change without notice.

Vishay Intertechnology, Inc., its affiliates, agents, and employees, and all persons acting on its or their behalf (collectively, "Vishay"), disclaim any and all liability for any errors, inaccuracies or incompleteness contained herein or in any other disclosure relating to any product.

Vishay disclaims any and all liability arising out of the use or application of any product described herein or of any information provided herein to the maximum extent permitted by law. The product specifications do not expand or otherwise modify Vishay's terms and conditions of purchase, including but not limited to the warranty expressed therein, which apply to these products.

No license, express or implied, by estoppel or otherwise, to any intellectual property rights is granted by this document or by any conduct of Vishay.

The products shown herein are not designed for use in medical, life-saving, or life-sustaining applications unless otherwise expressly indicated. Customers using or selling Vishay products not expressly indicated for use in such applications do so entirely at their own risk and agree to fully indemnify Vishay for any damages arising or resulting from such use or sale. Please contact authorized Vishay personnel to obtain written terms and conditions regarding products designed for such applications.

Product names and markings noted herein may be trademarks of their respective owners.

Компания «Life Electronics» занимается поставками электронных компонентов импортного и отечественного производства от производителей и со складов крупных дистрибьюторов Европы, Америки и Азии.

С конца 2013 года компания активно расширяет линейку поставок компонентов по направлению коаксиальный кабель, кварцевые генераторы и конденсаторы (керамические, пленочные, электролитические), за счёт заключения дистрибьюторских договоров

Мы предлагаем:

- Конкурентоспособные цены и скидки постоянным клиентам.
- Специальные условия для постоянных клиентов.
- Подбор аналогов.
- Поставку компонентов в любых объемах, удовлетворяющих вашим потребностям.
- Приемлемые сроки поставки, возможна ускоренная поставка.
- Доставку товара в любую точку России и стран СНГ.
- Комплексную поставку.
- Работу по проектам и поставку образцов.
- Формирование склада под заказчика.
- Сертификаты соответствия на поставляемую продукцию (по желанию клиента).
- Тестирование поставляемой продукции.
- Поставку компонентов, требующих военную и космическую приемку.
- Входной контроль качества.
- Наличие сертификата ISO.

В составе нашей компании организован Конструкторский отдел, призванный помогать разработчикам, и инженерам.

Конструкторский отдел помогает осуществить:

- Регистрацию проекта у производителя компонентов.
- Техническую поддержку проекта.
- Защиту от снятия компонента с производства.
- Оценку стоимости проекта по компонентам.
- Изготовление тестовой платы монтаж и пусконаладочные работы.



Тел: +7 (812) 336 43 04 (многоканальный)
Email: org@lifeelectronics.ru