

SERIES 84S
Sealed

FEATURES

- Waterproof Silicone Rubber
- Easily Customized Legends
- Audible, Tactile Contacts
- Low Contact Resistance
- Optional RFI/EMI Shielding
- 3,000,000 Operations per Button



Keyboards and Keypads

DIMENSIONS In inches (and millimeters)

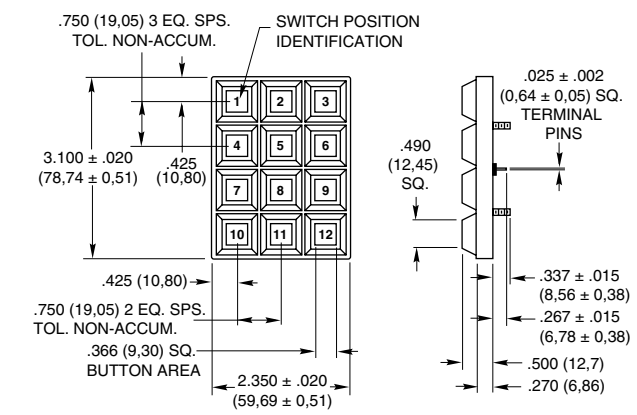
1 Button Module



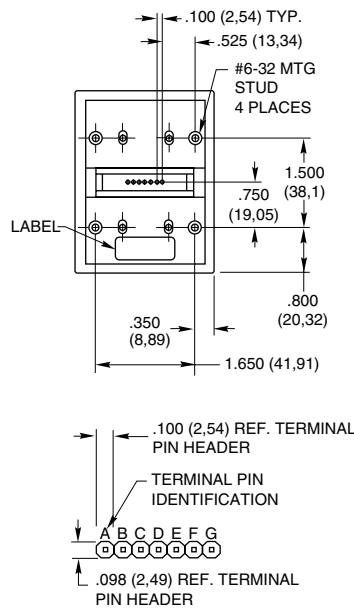
CIRCUITRY



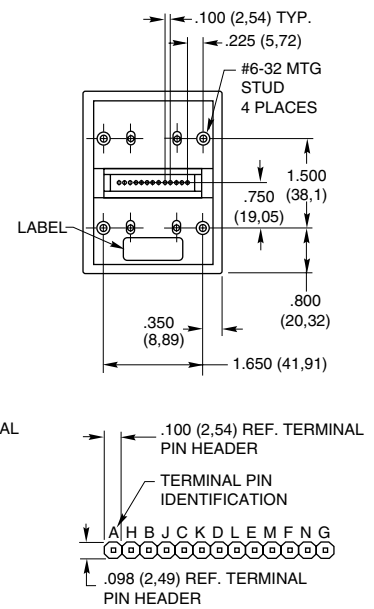
3x4 Keyboard



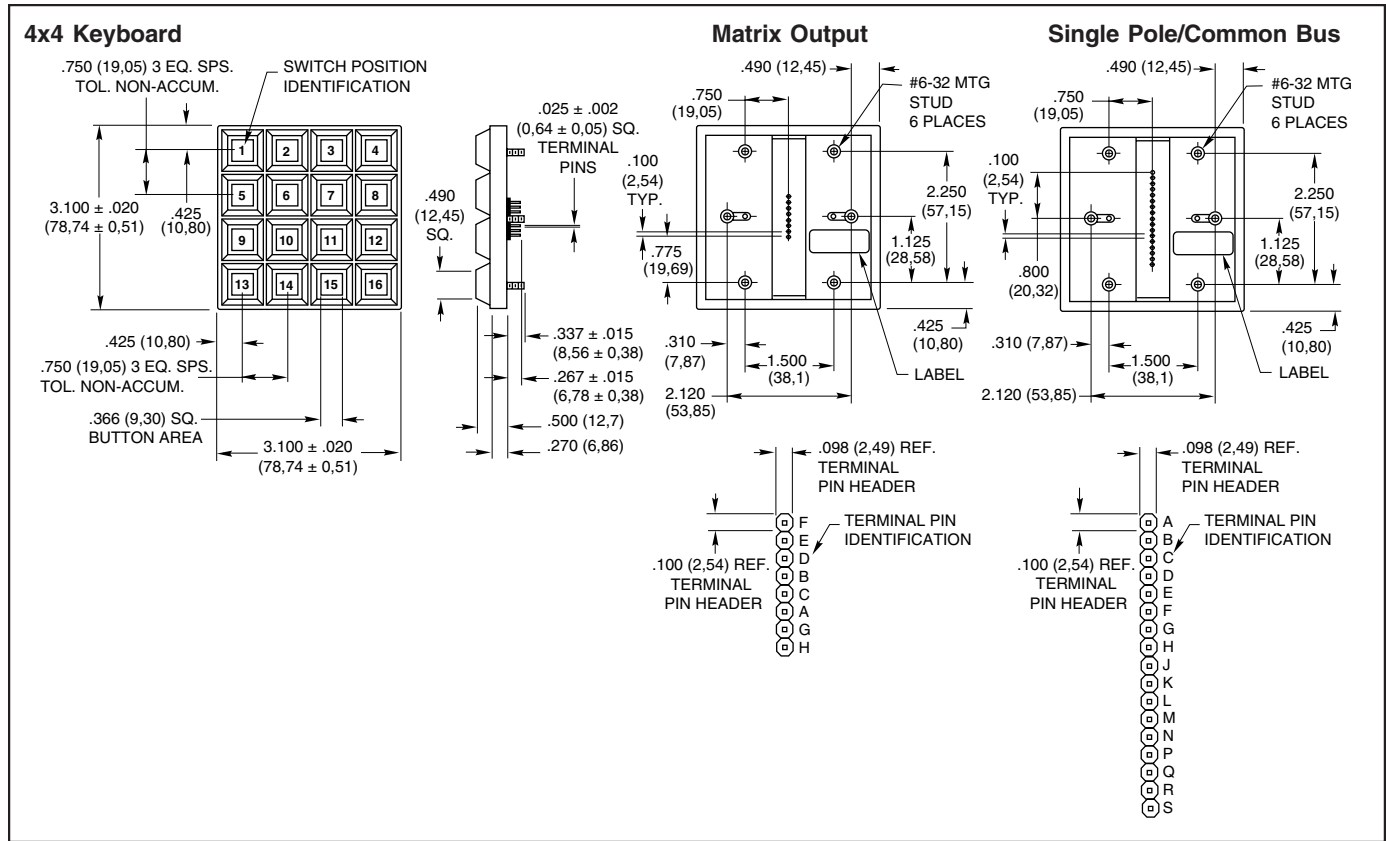
Matrix Output



Single Pole/Common Bus



DIMENSIONS In inches (and millimeters)



CODE AND TRUTH TABLES

Dots in the chart indicate connected terminals when switch is closed. Terminals are identified on the keyboard.

12 Button Keypads

3x4	CODES	
	Matrix	Single Pole/Common Bus
1	•	•
2	•	•
3	•	•
4	•	•
5	•	•
6	•	•
7	•	•
8	•	•
9	•	•
10	•	•
11	•	•
12	•	•
	C B A G F E D	E C B F D A N K H M L J G
	TERMINAL LOCATION	

16 Button Keypads

4x4	CODES	
	Matrix	Single Pole/Common Bus
1	•	•
2	•	•
3	•	•
4	•	•
5	•	•
6	•	•
7	•	•
8	•	•
9	•	•
10	•	•
11	•	•
12	•	•
13	•	•
14	•	•
15	•	•
16	•	•
	A B C D E F G H	D B A C H F E G K M L J P R Q N S
	TERMINAL LOCATION	

SPECIFICATIONS

Rating Criteria

- Rating at 24 Vdc:** ≤10 milliamps resistive
- Contact Bounce:** 4 milliseconds maximum at make; 10 milliseconds at break
- Contact Resistance:** MOS, TTL, and DTL compatible. (10 ohms maximum)
- Life Expectancy:** 3 million operations/button
- Insulation Resistance:** □1,000 megohms

Operating Features

- Pre-Travel:** .030 inches minimum
- Operating Temperature:** -55°C to 85°C

- Operating Force:** 20 ± 4 ounces
- Humidity:** 0 to 98% (no condensation)
- Minimum Push Out Force Per Pin:** 5 pounds

Materials and Finishes

- Terminal Pins:** Copper alloy CDA 725, solder-plated
- PC Board:** FR-4 glass cloth epoxy
- Contact Dome:** Stainless steel, selectively gold-plated
- Dome Retainer/Rear Seal Sheet:** Polyester

- Mounting Studs:** Phosphor bronze
- Optional Hex Nut:** Stainless steel, passivated
- Optional EMI Shield:** Aluminum foil
- Keypad:** Silicone rubber
- Buttons:** ABS Cyclac, grade FR15U

Shielding Effectiveness

Results shown are typical for a standard Grayhill Series 84S Keyboard. A conductive gasket will generally increase the shielding, depending on the size and shape of the gasket and its material. Data derived for E-Field Radiation.



Frequency MHz	Rating in dB
0.1	66.2
10	94.8
100	90.5
400	64.2
800	42.3
2,000	40.5
6,000	33.1
10,000	34.4
18,000	37.0

receiving equipment. A signal generator provided the frequency source that was radiated from the transmitting antenna to the enclosed receiving antenna. The spacing between antennas was maintained constant throughout the frequency range. The effectiveness rating is determined by establishing a reference reading without obstruction between the two antennas and determining the difference between that reading and the test setup reading.

Note:

When measured in actual equipment, shielding effectiveness is determined by many factors. This method accurately represents the shielding effectiveness of the Grayhill Series 84S under ideal test conditions.

Test Method:

Measurements were made with the keyboard mounted to a brass plate, which in turn was mounted to a shielded enclosure containing the

STANDARD LEGENDS

Available through Grayhill Distributors

To order one of the configurations below, use the dash number shown here; select the keypad size and code, and order the part number with the appropriate legend dash number. The buttons in these keypads can be removed, and reinserted in any configuration.



-112



-014



-113



-016

CUSTOM LEGENDS



Library of Legends

Grayhill maintains a legend library which contains the most often requested special legends and many unusual ones. If the legend is in the library, the cost to utilize this legend in your keypad configuration is minimal. If the legend is not available, Grayhill can list the charges required to add your legend to the library. In this manner, new legends are added on a periodic basis. Custom legends to fit your unique requirements may not be as expensive as you think, contact Grayhill.

Adding Color

Use colored buttons to segregate button groupings or to provide originality. Available in black legends on white or yellow buttons, or in white legends on black, green, red or blue buttons. Two popular combinations, black on white and white on black, are available from Grayhill stock. Delivery time will increase for other color combinations.



HEADER CONNECTORS

Compatible with: Samtec, Inc. Header Series BCS, BSW, CES, ESW, ESQ, SLW, SSW, SSQ, IDSS and IDSD or equivalent.

Available from your local Grayhill Distributor. For prices and discounts, contact a local Sales Office, an authorized local Distributor or Grayhill.

ORDERING INFORMATION

84S-AC2-113-N

- Grayhill Series Number**
- Shielded or Non-Shielded Option**
S = Shielded; SN = Non-Shielded
- Size Option:** A = 3x4; B = 4x4; C = 1 Button
- Circuitry Option (B2 and C2 not applicable to 1 button)**
B2 = Matrix in-line pins
C2 = Single pole/common bus, in-line pins
C3 = 1 Button, SPST-N.O., non-shielded only
- Mounting Nut Option**
N = Provided with hex nuts for mounting; Blank = Nuts not provided
- Standard Legend Choices**
3x4 Size: -112 or -113; -000, No buttons; -101, Blank Buttons
4x4 Size: -014 or -016; -000, No buttons; -001, Blank Buttons
1 Button Size: -001, No legend, white button

Keyboards and Keypads

Компания «Life Electronics» занимается поставками электронных компонентов импортного и отечественного производства от производителей и со складов крупных дистрибьюторов Европы, Америки и Азии.

С конца 2013 года компания активно расширяет линейку поставок компонентов по направлению коаксиальный кабель, кварцевые генераторы и конденсаторы (керамические, пленочные, электролитические), за счёт заключения дистрибьюторских договоров

Мы предлагаем:

- Конкурентоспособные цены и скидки постоянным клиентам.
- Специальные условия для постоянных клиентов.
- Подбор аналогов.
- Поставку компонентов в любых объемах, удовлетворяющих вашим потребностям.
- Приемлемые сроки поставки, возможна ускоренная поставка.
- Доставку товара в любую точку России и стран СНГ.
- Комплексную поставку.
- Работу по проектам и поставку образцов.
- Формирование склада под заказчика.
- Сертификаты соответствия на поставляемую продукцию (по желанию клиента).
- Тестирование поставляемой продукции.
- Поставку компонентов, требующих военную и космическую приемку.
- Входной контроль качества.
- Наличие сертификата ISO.

В составе нашей компании организован Конструкторский отдел, призванный помогать разработчикам, и инженерам.

Конструкторский отдел помогает осуществить:

- Регистрацию проекта у производителя компонентов.
- Техническую поддержку проекта.
- Защиту от снятия компонента с производства.
- Оценку стоимости проекта по компонентам.
- Изготовление тестовой платы монтаж и пусконаладочные работы.



Тел: +7 (812) 336 43 04 (многоканальный)

Email: org@lifeelectronics.ru