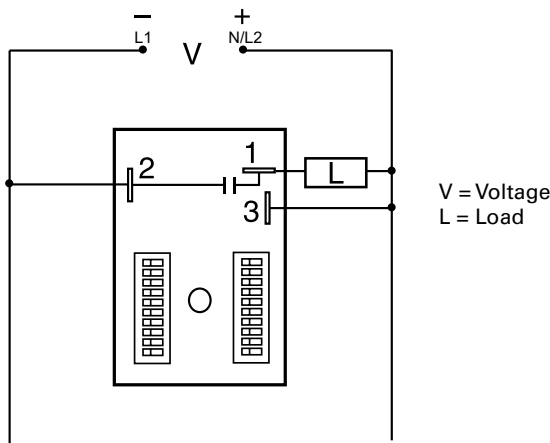


RS SERIES



Wiring Diagram



Description

The RS Series is a solid-state, encapsulated, recycling timer designed for tough industrial environments. It is used by many testing labs as a life cycle tester; by others as a cycle controller. The RS Series has separate DIP switch adjustments for the on delay and the off delay. These make accurate adjustment possible the first time, every time. Time delays of 0.1 seconds to 1023 hours are available in 4 ranges.

Operation (Recycling - ON Time First)

Upon application of input voltage, the output energizes and the T1 ON time begins. At the end of the ON time, the output de-energizes and the T2 OFF time begins. At the end of the OFF time, the output energizes and the cycle repeats as long as input voltage is applied.

Reset: Removing input voltage resets the output and time delays, and returns the sequence to the ON time.

Operation (Recycling - OFF Time First)

Upon application of input voltage, the T2 OFF time begins. At the end of the OFF time, the output energizes and the T1 ON time begins. At the end of the ON time, the output de-energizes and the cycle repeats as long as input voltage is applied.

Reset: Removing input voltage resets the output and time delays, and returns the sequence to the OFF time.

Features & Benefits

FEATURES	BENEFITS
Microcontroller based	Repeat Accuracy +/- 0.1%, Setting accuracy +/- 2%
1A steady, 10A inrush solid-state output	Provides 100 million operations in typical conditions
Totally solid state and encapsulated	No moving parts to arc and wear out over time and encapsulated to protect against shock, vibration, and humidity
ON and OFF time delay settings	Independent adjustment provides greater timing flexibility
DIP switch adjustment	Provides first time setting accuracy

Ordering Information

MODEL	INPUT VOLTAGE	FIRST DELAY	T1 ON TIME	T2 OFF TIME	MODEL	INPUT VOLTAGE	FIRST DELAY	T1 ON TIME	T2 OFF TIME
RS1A11	12VDC	On time	0.1 - 102.3s in 0.1s increments	0.1 - 102.3s in 0.1s increments	RS4A22	120VAC	On time	0.1 - 102.3m in 0.1m increments	0.1 - 102.3m in 0.1m increments
RS2B44	24VAC	Off time	1 - 1023h in 1h increments	1 - 1023h in 1h increments	RS4A24	120VAC	On time	0.1 - 102.3m in 0.1m increments	1 - 1023h in 1h increments
RS4A11	120VAC	On time	0.1 - 102.3s in 0.1s increments	0.1 - 102.3s in 0.1s increments	RS4A33	120VAC	On time	1 - 1023m in 1m increments	1 - 1023m in 1m increments
RS4A12	120VAC	On time	0.1 - 102.3s in 0.1s increments	0.1 - 102.3m in 0.1m increments	RS4B12	120VAC	Off time	0.1 - 102.3s in 0.1s increments	0.1 - 102.3m in 0.1m increments
RS4A13	120VAC	On time	0.1 - 102.3s in 0.1s increments	1 - 1023m in 1m increments	RS6A13	230VAC	On time	0.1 - 102.3s in 0.1s increments	1 - 1023m in 1m increments

If you don't find the part you need, call us for a custom product 800-843-8848

RS SERIES

Accessories



P1023-6 Mounting bracket
The 90° orientation of mounting slots makes installation/removal of modules quick and easy.



P1015-64 (AWG 14/16) Female Quick Connect
These 0.25 in. (6.35 mm) female terminals are constructed with an insulator barrel to provide strain relief.



P1015-18 Quick Connect to Screw Adapter
Screw adapter terminal designed for use with all modules with 0.25 in. (6.35 mm) male quick connect terminals.




C103PM (AL) DIN Rail
35 mm aluminum DIN rail available in a 36 in. (91.4 cm) length.

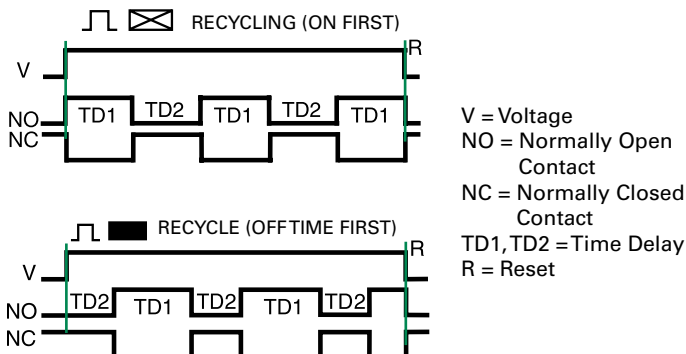


P1023-20 DIN Rail Adapter
Allows module to be mounted on a 35 mm DIN type rail with two #10 screws.

Adjustment Switch Operation



Function Diagrams



Specifications

Time Delay Range*

0.1 - 102.3s in 0.1s increments
0.1 - 102.3m in 0.1m increments
1 - 1023m in 1m increments
1 - 1023h in 1h increments

Repeat Accuracy Setting Accuracy Reset Time

±0.1% or 20ms, whichever is greater
≤ ±2% or 20ms, whichever is greater
≤ 150ms

Time Delay vs Temp. & Voltage

≤ ± 2%

Input

Voltage

12, or 24VDC; 24, 120, or 230VAC

Tolerance

±20%

AC Line Frequency/DC Ripple

50/60 Hz / ≤ ±10%

Power Consumption

AC ≤ 2VA; DC ≤ 1W

Output

Type

Solid state

Maximum Load Current

1A steady state, 10A inrush at 60°C

OFF State Leakage Current

AC ≅ 5mA @ 230VAC; DC ≅ 1mA

Voltage Drop

AC ≅ 2.5V @ 1A; DC ≅ 1V @ 1A

Protection

Circuitry

Encapsulated

Dielectric Breakdown

≥ 2000V RMS terminals to mounting surface

Insulation Resistance

≥ 100 MΩ

Polarity

DC units are reverse polarity protected

Mechanical

Mounting

Surface mount with one #10 (M5 x 0.8) screw

Dimensions

H 76.7 mm (3"); **W** 50.8 mm (2");

D 38.1 mm (1.5")

Termination

0.25 in. (6.35 mm) male quick connect terminals

Environmental

Operating/Storage

Temperature

-40° to 75°C / -40° to 85°C

Humidity

95% relative, non-condensing

Weight

≅ 3.9 oz (111 g)

*For CE approved applications, power must be removed from the unit when a switch position is changed.

Компания «Life Electronics» занимается поставками электронных компонентов импортного и отечественного производства от производителей и со складов крупных дистрибьюторов Европы, Америки и Азии.

С конца 2013 года компания активно расширяет линейку поставок компонентов по направлению коаксиальный кабель, кварцевые генераторы и конденсаторы (керамические, пленочные, электролитические), за счёт заключения дистрибьюторских договоров

Мы предлагаем:

- Конкурентоспособные цены и скидки постоянным клиентам.
- Специальные условия для постоянных клиентов.
- Подбор аналогов.
- Поставку компонентов в любых объемах, удовлетворяющих вашим потребностям.
- Приемлемые сроки поставки, возможна ускоренная поставка.
- Доставку товара в любую точку России и стран СНГ.
- Комплексную поставку.
- Работу по проектам и поставку образцов.
- Формирование склада под заказчика.
- Сертификаты соответствия на поставляемую продукцию (по желанию клиента).
- Тестирование поставляемой продукции.
- Поставку компонентов, требующих военную и космическую приемку.
- Входной контроль качества.
- Наличие сертификата ISO.

В составе нашей компании организован Конструкторский отдел, призванный помогать разработчикам, и инженерам.

Конструкторский отдел помогает осуществить:

- Регистрацию проекта у производителя компонентов.
- Техническую поддержку проекта.
- Защиту от снятия компонента с производства.
- Оценку стоимости проекта по компонентам.
- Изготовление тестовой платы монтаж и пусконаладочные работы.



Тел: +7 (812) 336 43 04 (многоканальный)

Email: org@lifeelectronics.ru