


Advantages of the 70-SM Module System

Magnecraft plug in modules are available in many variations allowing coverage for most applications on the market. The Metal Oxide Varistor (MOV) circuit protects by shunting potentially damaging electrical spikes away from the relay coil. The Resistor Capacitor (R/C) circuit snubs back Electro Motive Force (EMF) of relay coil. The Diode circuit protects external drive circuitry from inductive voltages generated when removing coil voltage. Finally, the Light Emitting Diode (LED) circuit is to quickly inform the user when power is present at the coil. All of the plug in modules connect their respective circuits in parallel with the relay coil. No additional wiring is required, and the modules fit within maximum dimensions of relay and socket.

Diode Circuit

Protects External Drive Circuitry from Inductive Voltages Generated when Removing Coil Voltage. Polarity Sensitive.



LED Circuit

LED Status Lamp Verifies that Power is Being Supplied to the Coil. Ideal for Both AC and DC Applications, Polarity Sensitive for DC Application.



The Complete System Solution!



Modules

Plugging a module into a socket, connects the circuit in parallel with the relay coil. No additional wiring is required. No additional tools are required. The modules fit within the maximum dimensions of both the relay and socket.



RC Circuit

Snubs Back EMF of Relay Coil.

Optimized Size

No Wider than the Socket.



Metal Oxide Varistor Circuit

Protects by Shunting Potentially Damaging Electrical Spikes Away from the Relay Coil. Ideal for AC and DC Applications.



70-SM (A) Socket Modules

The Complete System Solution!



Characteristics	70-ASMD-250	70-ASMLG-24	70-ASMLG-120/240
Package Style	A	A	A
Function	Protection Diode	LED, Green	LED, Green
Input Voltage	6 - 250 VDC	24 VAC/VDC	120/240 VAC/VDC
Mating Sockets		70-783D11-1 (Sec. 2, p.10-11) 70-784D14-1 (Sec. 2, p.12-13) 70-750DL8-1 (Sec. 2, p.30-31) 70-750DL11-1 (Sec. 2, p.30-31) 70-750EL8-1 (Sec. 2, p.26-27) 70-750EL11-1 (Sec. 2, p.26-27) 70-750E8-1 (Sec. 2, p.28-29) 70-750E11-1 (Sec. 2, p.28-29) 70-788EL11-1 (Sec. 2, p.24-25)	

PACKAGE - A



WIRING DIAGRAMS



SECTION 3



BOLD-FACED PART NUMBERS ARE NORMALLY STOCKED

70-ASMM-24	70-ASMM-120	70-ASMR-24	70-ASMR-240
A	A	A	A
MOV Suppressor 24 VAC/VDC	MOV Suppressor 120/240 VAC/VDC	R/C Suppressor 6 - 24 VAC/VDC	R/C Suppressor 110/240 VAC/VDC

- 70-783D11-1 (Sec. 2, p.10-11)
- 70-784D14-1 (Sec. 2, p.12-13)
- 70-750DL8-1 (Sec. 2, p.30-31)
- 70-750DL11-1 (Sec. 2, p.30-31)
- 70-750EL8-1 (Sec. 2, p.26-27)
- 70-750EL11-1 (Sec. 2, p.26-27)
- 70-750E8-1 (Sec. 2, p.28-29)
- 70-750E11-1 (Sec. 2, p.28-29)
- 70-788EL11-1 (Sec. 2, p.24-25)

Part Number Builder

70-	A	SM	M	-24
Series	Package Style	Socket Module	Function	Input Voltage
Module Family	A		M=M.O.V. (Metal Oxide Varistor)	24
			R= Resistor/Capacitor	120
			D= Diode	240
			LG= LED, Green	250

Metal Oxide Varistor Circuit

Protects by Shunting Potentially Damaging Electrical Spikes Away from the Relay Coil. Ideal for AC and DC Applications.

LED Circuit

LED Status Lamp Verifies that Power is Being Supplied to the Coil. Ideal for Both AC and DC Applications, Polarity Sensitive for DC Application.

RC Circuit

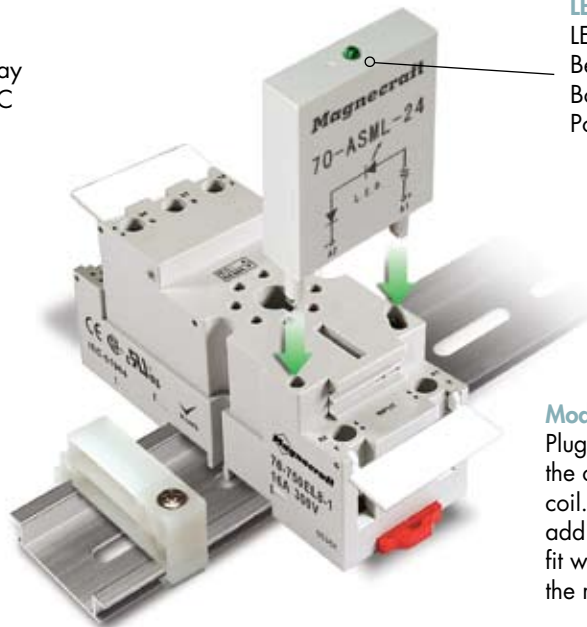
Snubs Back EMF of Relay Coil.

Optimized Size

No Wider than the Socket.

Diode Circuit

Protects External Drive Circuitry from Inductive Voltages Generated when Removing Coil Voltage. Ideal for DC Applications. Polarity Sensitive.



Modules

Plugging a module into a socket, connects the circuit in parallel with the relay and coil. No additional wiring is required. No additional tools are required. The modules fit within the maximum dimensions of both the relay and socket.

70-SM (B) Socket Modules

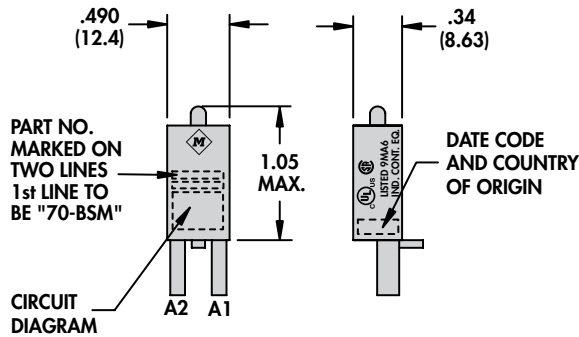
The Complete System Solution!



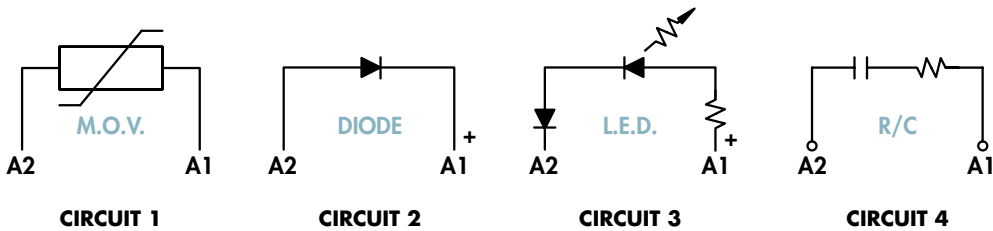
SECTION 3

Characteristics	70-BSMD-250	70-BSMLG-24
Package Style	B	B
Function	Protection Diode	LED Indicator
Input Voltage	6 - 250 VDC	24 VAC/VDC
Mating Sockets	70-781D5-1A (Sec. 2, p.6-7) 70-782D8-1 (Sec. 2, p.8-9) 70-782D14-1 (Sec. 2, p.22-23) 70-782E14-1 (Sec. 2, p.20-21) 70-782EL8-1 (Sec. 2, p.14-15) 70-782EL11-1 (Sec. 2, p.16-17) 70-782EL14-1 (Sec. 2, p.18-19)	

PACKAGE - B



WIRING DIAGRAMS





BOLD-FACED PART NUMBERS ARE NORMALLY STOCKED

70-BSMLG-120/240

B
LED Indicator
120/240 VAC/VDC

70-BSMM-24

B
MOV Suppressor
24 VAC/VDC

70-BSMM-120/240

B
MOV Suppressor
120/240 VAC/VDC

- 70-781D5-1A (Sec. 2, p.6-7)
- 70-782D8-1 (Sec. 2, p.8-9)
- 70-782D14-1 (Sec. 2, p.22-23)
- 70-782E14-1 (Sec. 2, p.20-21)
- 70-782EL8-1 (Sec. 2, p.14-15)
- 70-782EL11-1 (Sec. 2, p.16-17)
- 70-782EL14-1 (Sec. 2, p.18-19)

Part Number Builder

70-	B	SM	M	-24
Series	Package Style	Socket Module	Function	Input Voltage
Module Family	B		M=M.O.V. (Metal Oxide Varistor)	24
			R= Resistor/Capacitor	120
			D= Diode	240
			LG= LED, Green	250

Metal Oxide Varistor Circuit

Protects by Shunting Potentially Damaging Electrical Spikes Away from the Relay Coil. Ideal for AC and DC Applications.

LED Circuit

LED Status Lamp Verifies that Power is Being Supplied to the Coil. Ideal for Both AC and DC Applications, Polarity Sensitive for DC Application.

RC Circuit

Snubs Back EMF of Relay Coil.

Optimized Size

No Wider than the Socket.

Diode Circuit

Protects External Drive Circuitry from Inductive Voltages Generated when Removing Coil Voltage. Ideal for DC Applications. Polarity Sensitive.



Modules

Plugging a module into a socket, connects the circuit in parallel with the relay and coil. No additional wiring is required. No additional tools are required. The modules fit within the maximum dimensions of both the relay and socket.

Компания «Life Electronics» занимается поставками электронных компонентов импортного и отечественного производства от производителей и со складов крупных дистрибьюторов Европы, Америки и Азии.

С конца 2013 года компания активно расширяет линейку поставок компонентов по направлению коаксиальный кабель, кварцевые генераторы и конденсаторы (керамические, пленочные, электролитические), за счёт заключения дистрибьюторских договоров

Мы предлагаем:

- Конкурентоспособные цены и скидки постоянным клиентам.
- Специальные условия для постоянных клиентов.
- Подбор аналогов.
- Поставку компонентов в любых объемах, удовлетворяющих вашим потребностям.
- Приемлемые сроки поставки, возможна ускоренная поставка.
- Доставку товара в любую точку России и стран СНГ.
- Комплексную поставку.
- Работу по проектам и поставку образцов.
- Формирование склада под заказчика.
- Сертификаты соответствия на поставляемую продукцию (по желанию клиента).
- Тестирование поставляемой продукции.
- Поставку компонентов, требующих военную и космическую приемку.
- Входной контроль качества.
- Наличие сертификата ISO.

В составе нашей компании организован Конструкторский отдел, призванный помогать разработчикам, и инженерам.

Конструкторский отдел помогает осуществить:

- Регистрацию проекта у производителя компонентов.
- Техническую поддержку проекта.
- Защиту от снятия компонента с производства.
- Оценку стоимости проекта по компонентам.
- Изготовление тестовой платы монтаж и пусконаладочные работы.



Тел: +7 (812) 336 43 04 (многоканальный)

Email: org@lifeelectronics.ru