



## Main

|  |                                    |
|--|------------------------------------|
| Range of product                             | Zelio Relay                        |
| Series name                                  | Interface relay                    |
| Product or component type                    | Plug-in relay                      |
| Device short name                            | RSB                                |
| Contacts type and composition                | 1 C/O                              |
| Contact operation                            | Standard                           |
| [Uc] control circuit voltage                 | 6 V DC                             |
| [Ithe] conventional enclosed thermal current | 16 A at -40...104 °F (-40...40 °C) |
| Status LED                                   | Without                            |
| Control type                                 | Without push-button                |
| Sale per indivisible quantity                | 10                                 |

## Complementary

|  |   |
|--|---|
| Shape of pin                           | Flat (PCB type)   |
| Average resistance                     | 90 Ohm (AC) at 20 °C +/- 10 %   |
| System Voltage                         | 4.2...9 V DC  |
| [Ui] rated insulation voltage          | 400 V conforming to EN/IEC 60947  |
| [Uimp] rated impulse withstand voltage | 3.6 kV conforming to IEC 61000-4-5  |
| Contacts material                      | Silver alloy (AgNi)   |
| [Ie] rated operational current         | 16 A, NO (AC-1/DC-1) conforming to IEC<br>8 A, NC (AC-1/DC-1) conforming to IEC |
| Minimum switching current              | 100 mA  |
| Maximum switching voltage              | 250 V DC conforming to IEC  |
| Switching voltage                      | 5 V   |
| Maximum switching capacity             | 4000 VA/448 W   |
| Load current                           | 16 A at 250 V AC<br>16 A at 28 V DC   |
| Minimum switching capacity             | 500 mW at 100 mA / 5 V  |
| Operating rate                         | <= 600 cycles/hour under load<br><= 18000 cycles/hour no-load                   |
| Mechanical durability                  | 30000000 cycles   |
| Electrical durability                  | 100000 cycles (16 A at 250 V, AC-1) NO<br>100000 cycles (8 A at 250 V, AC-1) NC |
| Operating time                         | 20 ms operating<br>20 ms reset  |
| Average coil consumption               | 0.45 W DC   |
| Drop-out voltage threshold             | >= 0.1 U <sub>c</sub> DC  |
| Safety reliability data                | B10d = 100000   |
| Protection category                    | RT I  |
| Operating position                     | Any position  |
| Product weight                         | 0.03 lb(US) (0.014 kg)  |
| Device presentation                    | Complete product  |

## Environment

|                     |   |
|---------------------|---|
| dielectric strength | 1000 V AC between contacts<br>2500 V AC between poles<br>5000 V AC between coil and contact |
| standards           | EN/IEC 61810-1<br>UL 508<br>CSA C22.2 No 14   |

The information provided in this documentation contains general descriptions and/or technical characteristics of the products contained herein. This documentation is not intended as a substitute for and is not to be used for determining suitability or reliability of these products for specific user applications. It is the duty of any such user or integrator to perform the appropriate and complete risk analysis, evaluation and testing of the products with respect to the relevant specific application or use thereof. Neither Schneider Electric Industries SAS nor any of its affiliates or subsidiaries shall be responsible or liable for misuse of the information contained herein.

|                                       |  |
|---------------------------------------|--|
| product certifications                | CSA<br>UL<br>EAC   |
| ambient air temperature for storage   | -40...185 °F (-40...85 °C)   |
| vibration resistance                  | +/- 1 mm (f = 10...55 Hz) conforming to EN/IEC 60068-2-6   |
| IP degree of protection               | IP40 conforming to EN/IEC 60529  |
| shock resistance                      | 10 gn for 11 ms not operating conforming to EN/IEC 60068-2-27<br>5 gn for 11 ms in operation conforming to EN/IEC 60068-2-27 |
| ambient air temperature for operation | -40...185 °F (-40...85 °C) (DC)  |

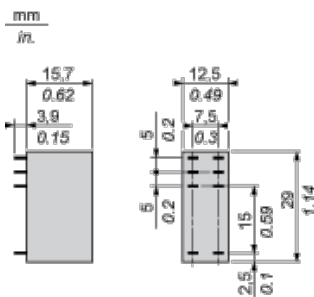
## Offer Sustainability

|  |  |
|--|--|
| WARNING: This product can expose you to chemicals including:   | WARNING: This product can expose you to chemicals including:   |
| Nickel compounds, which is known to the State of California to cause cancer, and   | Nickel compounds, which is known to the State of California to cause cancer, and   |
| Di-isodecyl phthalate (DIDP), which is known to the State of California to cause birth defects or other reproductive harm. | Di-isodecyl phthalate (DIDP), which is known to the State of California to cause birth defects or other reproductive harm. |
| For more information go to <a href="http://www.p65warnings.ca.gov">www.p65warnings.ca.gov</a>                              | For more information go to <a href="http://www.p65warnings.ca.gov">www.p65warnings.ca.gov</a>                              |

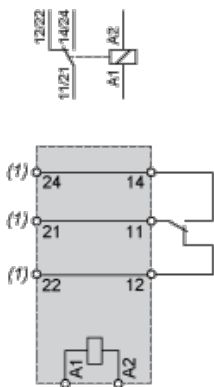
## Contractual warranty

|                 |           |
|-----------------|-----------|
| Warranty period | 18 months |
|-----------------|-----------|

## Dimensions



## Wiring Diagram

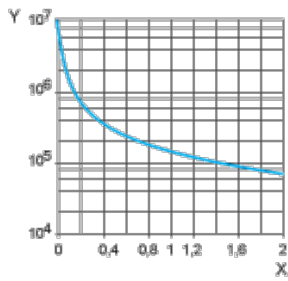


(1) Before wiring please refer to the Instruction sheet

## Electrical Durability of Contacts

Durability (inductive load) = durability (resistive load) x reduction coefficient.

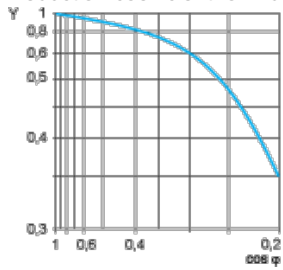
Resistive AC load



X Switching capacity (kVA)

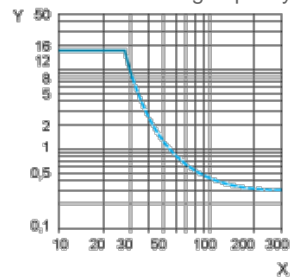
Y Durability (Number of operating cycles)

Reduction coefficient for inductive AC load (depending on power factor  $\cos \phi$ )



Y Reduction coefficient (A)

Maximum switching capacity on resistive DC load



X Voltage DC

Y Current DC

**Note** : These are typical curves, actual durability depends on load, environment, duty cycle, etc.

Компания «Life Electronics» занимается поставками электронных компонентов импортного и отечественного производства от производителей и со складов крупных дистрибьюторов Европы, Америки и Азии.

С конца 2013 года компания активно расширяет линейку поставок компонентов по направлению коаксиальный кабель, кварцевые генераторы и конденсаторы (керамические, пленочные, электролитические), за счёт заключения дистрибьюторских договоров

Мы предлагаем:

- Конкурентоспособные цены и скидки постоянным клиентам.
- Специальные условия для постоянных клиентов.
- Подбор аналогов.
- Поставку компонентов в любых объемах, удовлетворяющих вашим потребностям.
- Приемлемые сроки поставки, возможна ускоренная поставка.
- Доставку товара в любую точку России и стран СНГ.
- Комплексную поставку.
- Работу по проектам и поставку образцов.
- Формирование склада под заказчика.
- Сертификаты соответствия на поставляемую продукцию (по желанию клиента).
- Тестирование поставляемой продукции.
- Поставку компонентов, требующих военную и космическую приемку.
- Входной контроль качества.
- Наличие сертификата ISO.

В составе нашей компании организован Конструкторский отдел, призванный помогать разработчикам, и инженерам.

Конструкторский отдел помогает осуществить:

- Регистрацию проекта у производителя компонентов.
- Техническую поддержку проекта.
- Защиту от снятия компонента с производства.
- Оценку стоимости проекта по компонентам.
- Изготовление тестовой платы монтаж и пусконаладочные работы.



Тел: +7 (812) 336 43 04 (многоканальный)

Email: [org@lifeelectronics.ru](mailto:org@lifeelectronics.ru)