

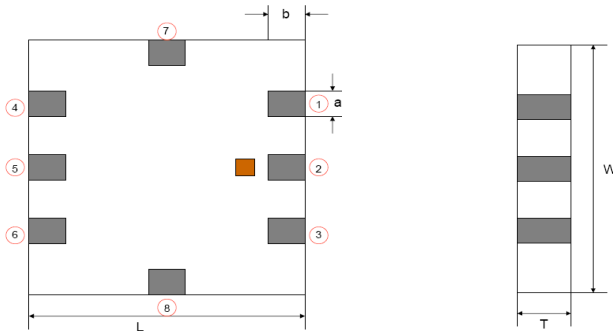
Spezifikation für Freigabe / specification for release

Kunde / customer : _____
 Artikelnummer / part number : **7488910235**
 Bezeichnung : **SMD Antenne WE-MCA**
 description : **Chip-Antenna WE-MCA**



DATUM / DATE : 2006-11-22

A Mechanische Abmessungen / dimensions:



size	10 x 10	
L	10,0 ± 0,3	mm
W	10,0 ± 0,3	mm
a	1,0 ± 0,3	mm
b	1,0 ± 0,3	mm
T	0,8 ± 0,2	mm
①	GND	
②	Feeding Point	
③	GND	
④	NC	
⑤	NC	
⑥	NC	
⑦	NC	
⑧	NC	

B Elektrische Eigenschaften / electrical properties:

Eigenschaften / properties		Wert / value	Wert / value	Wert / value	Einheit / unit	tol.
Frequenzbereich / frequency range	f	2300 ... 2690	3300 ... 3900	5150 ... 5875	MHz	
VSWR		2,0	2,0	2,0		max.
Impedanz / impedance	Z	50	50	50	Ω	
Antennengewinn / peak gain (XZ-V)	A	2,0	2,0	2,0	dBi	typ.
Antennengewinn / average gain (XZ-V)	A	- 2,0	- 4,0	- 3,0	dBi	typ.

C Abbildung / appearance:

D Prüfgeräte / test equipment:

Agilent E5071A

E Testbedingungen / test conditions:

Luftfeuchtigkeit / humidity: 50 ~ 70%
 Umgebungstemperatur / temperature: 20°C ~ 25°C

F Werkstoffe & Zulassungen / material & approvals:

Basismaterial / base material: Keramik / ceramic
 Kontakt Material / contact plating: Ag + Ni + Sn

G Eigenschaften / general specifications:

Betriebstemp. / operating temperature: -40°C ~ +85°C
 Lagerbedingung / storage conditions: -40°C ~ +85°C
 45 ~ 75% RH
 Leistung/ power capacity : 5 W max.

Freigabe erteilt / general release:	Kunde / customer		
.....		
Datum / date	Unterschrift / signature		
	Würth Elektronik		
.....		
Geprüft / checked	Kontrolliert / approved		
	Skle	Version 1	06-11-22
	Name	Änderung / modification	Datum / date

Würth Elektronik eiSos GmbH & Co.KG

D-74638 Waldenburg · Max-Eyth-Str. 1 · Germany · Telefon (+49) (0) 7942 - 945 - 0 · Telefax (+49) (0) 7942 - 945 - 400
<http://www.we-online.de>

Spezifikation für Freigabe / specification for release

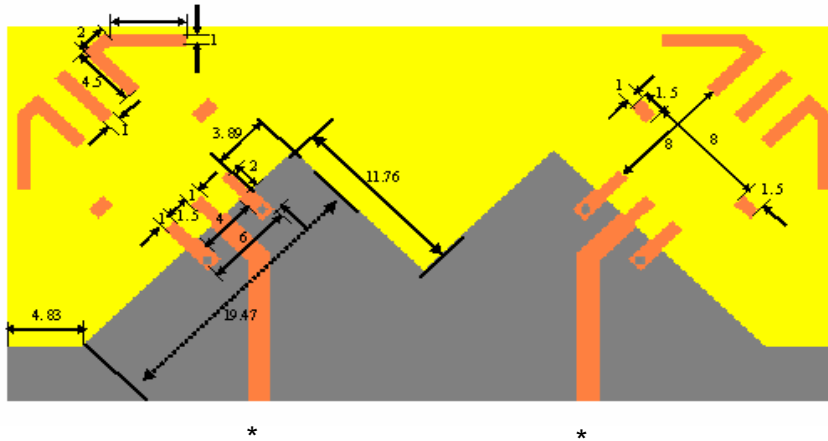
Kunde / customer : _____
Artikelnummer / part number : **7488910235**
Bezeichnung : **SMD Antenne WE-MCA**
description : **Chip-Antenna WE-MCA**



DATUM / DATE : 2006-11-22

H Lötpadempfehlung / solder pads:

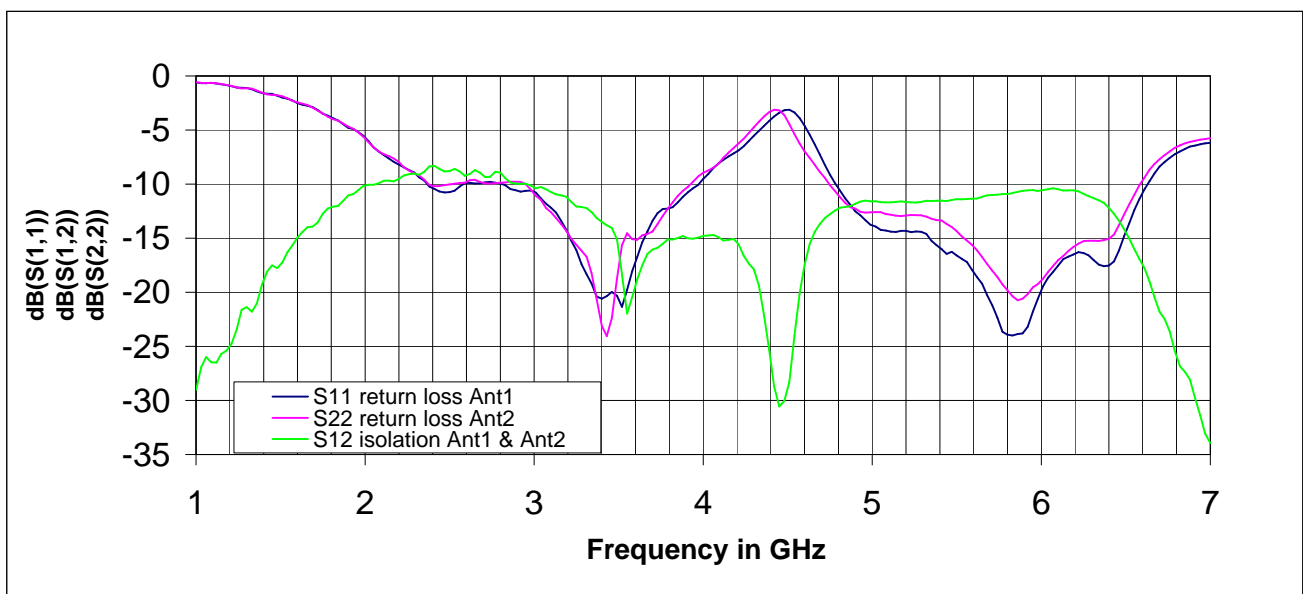
Without Matching Circuit:



*Line width should be designed to match 50Ω characteristic impedance, depending on PCB material and thickness.

K Messdiagramme/ measuring diagrams:

Without Matching Circuit:



Würth Elektronik eiSos GmbH & Co.KG

D-74638 Waldenburg · Max-Eyth-Str. 1 · Germany · Telefon (+49) (0) 7942 - 945 - 0 · Telefax (+49) (0) 7942 - 945 - 400
<http://www.we-online.de>

Spezifikation für Freigabe / specification for release

Kunde / customer : _____

Artikelnummer / part number : **7488910235**

Bezeichnung : **SMD Antenne WE-MCA**

description : **Chip-Antenna WE-MCA**

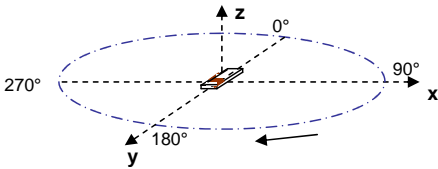


DATUM / DATE : 2006-11-22

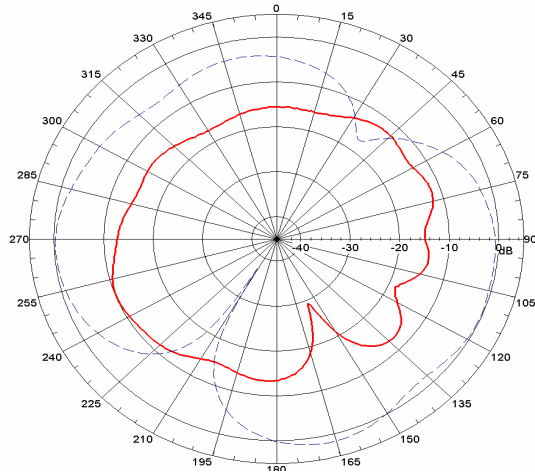
L Richtdiagramme / radiation patterns:

Antenna 1

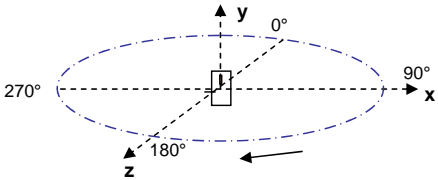
XY cut @ 2.45 GHz
— Vertical
— Horizontal



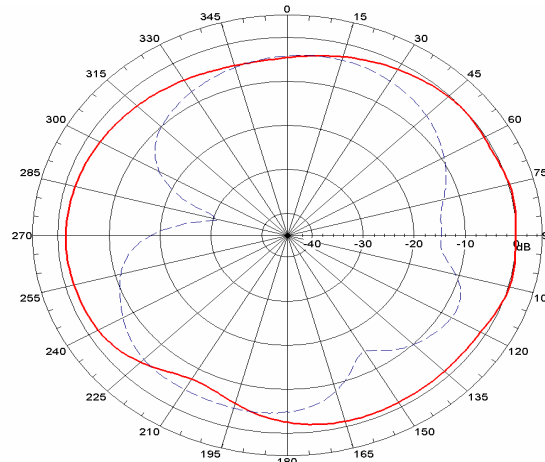
XY-cut scanning direction



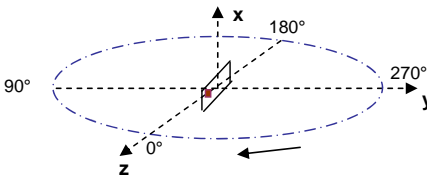
XZ cut @ 2.45 GHz
— Vertical
— Horizontal



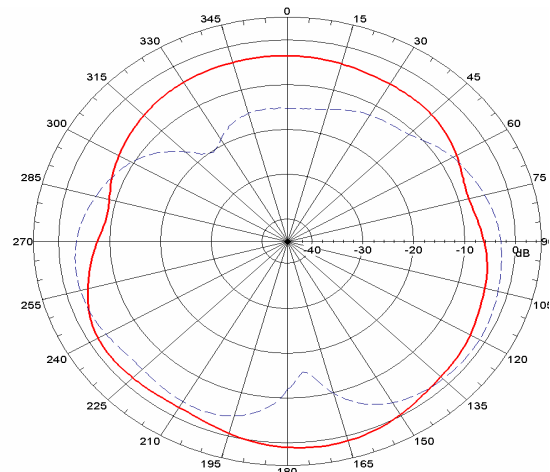
XZ-cut scanning direction



YZ cut @ 2.45 GHz
— Vertical
— Horizontal



YZ-cut scanning direction



Würth Elektronik eiSos GmbH & Co.KG

D-74638 Waldenburg · Max-Eyth-Str. 1 · Germany · Telefon (+49) (0) 7942 - 945 - 0 · Telefax (+49) (0) 7942 - 945 - 400
<http://www.we-online.de>

Spezifikation für Freigabe / specification for release

Kunde / customer : _____

Artikelnummer / part number : **7488910235**

L



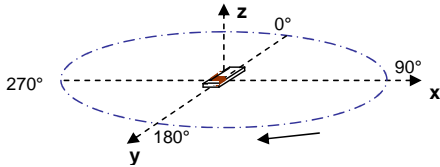
Bezeichnung : **SMD Antenne WE-MCA**
 description : **Chip-Antenna WE-MCA**

DATUM / DATE : 2006-11-22

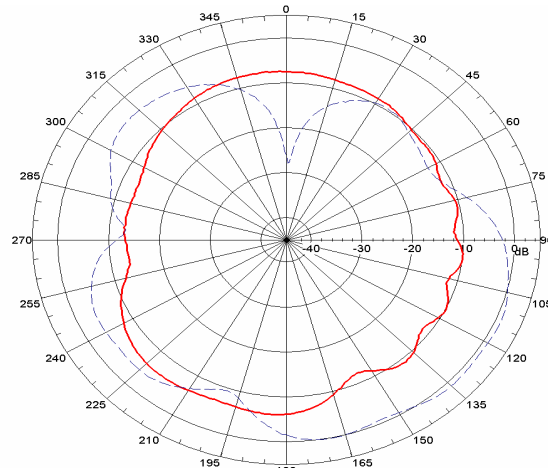
L Richtdiagramme / radiation patterns:

Antenna 1

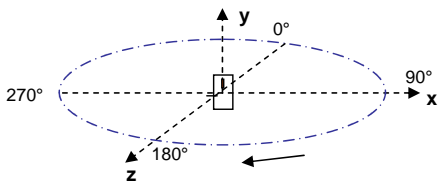
XY cut @ 3,6 GHz
— Vertical
— Horizontal



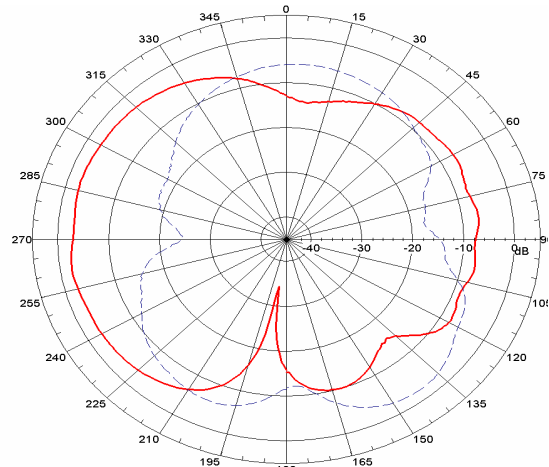
XY-cut scanning direction



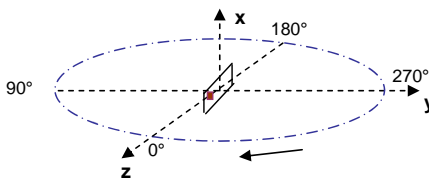
XZ cut @ 3,6 GHz
— Vertical
— Horizontal



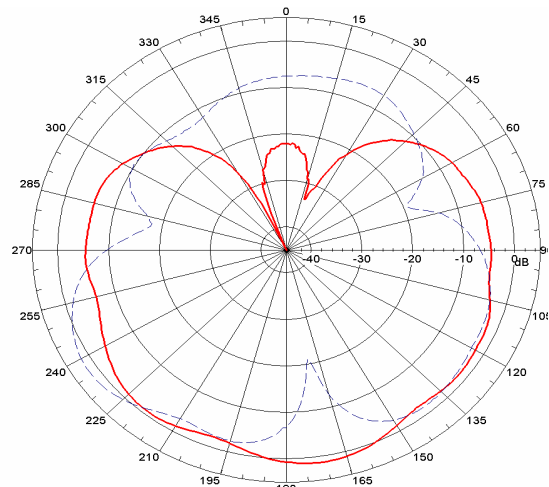
XZ-cut scanning direction



YZ cut @ 3,6 GHz
— Vertical
— Horizontal



YZ-cut scanning direction



Würth Elektronik eiSos GmbH & Co.KG

D-74638 Waldenburg · Max-Eyth-Str. 1 · Germany · Telefon (+49) (0) 7942 - 945 - 0 · Telefax (+49) (0) 7942 - 945 - 400
<http://www.we-online.de>

Spezifikation für Freigabe / specification for release

Kunde / customer : _____

Artikelnummer / part number : **7488910235**



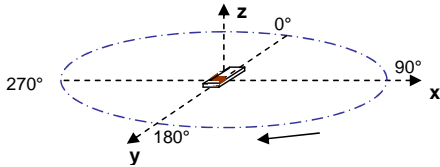
Bezeichnung : **SMD Antenne WE-MCA**
 description : **Chip-Antenna WE-MCA**

DATUM / DATE : 2006-11-22

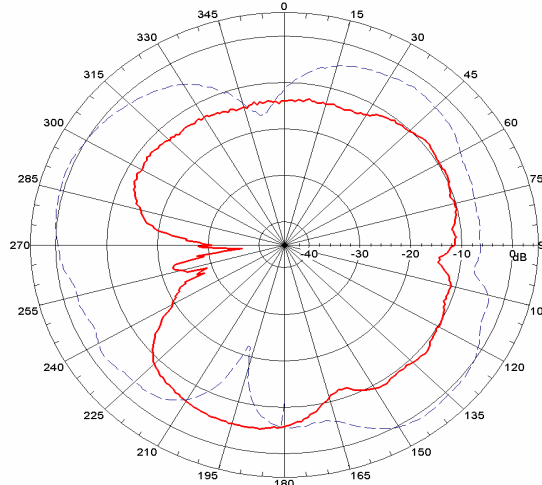
L Richtdiagramme / radiation patterns:

Antenna 1

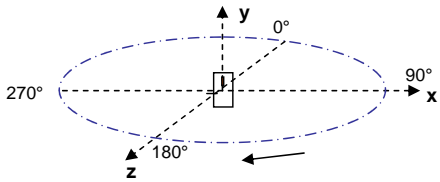
XY cut @ 5,5 GHz
— Vertical
— Horizontal



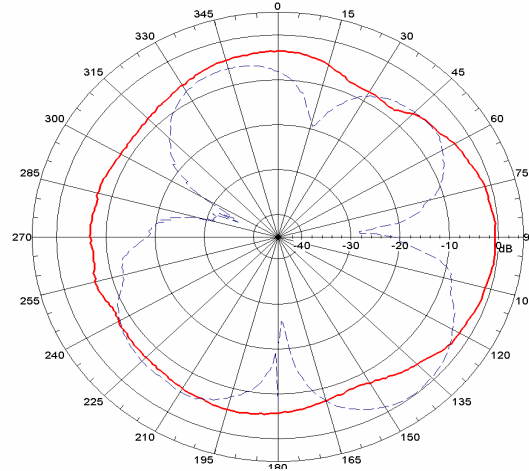
XY-cut scanning direction



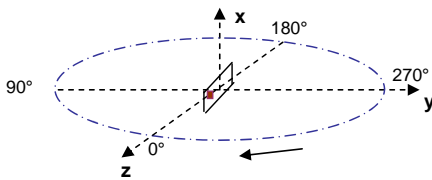
XZ cut @ 5,5 GHz
— Vertical
— Horizontal



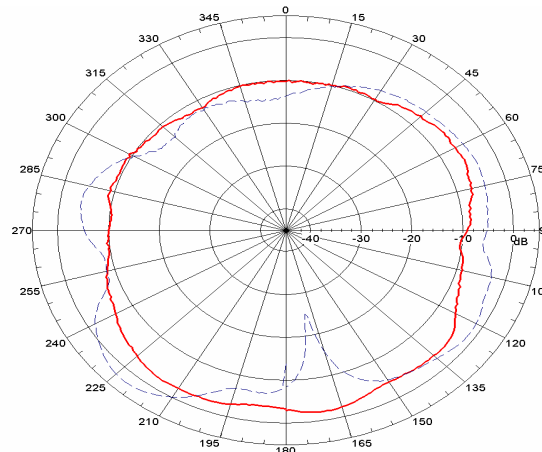
XZ-cut scanning direction



YZ cut @ 5,5 GHz
— Vertical
— Horizontal



YZ-cut scanning direction



Würth Elektronik eiSos GmbH & Co.KG

D-74638 Waldenburg · Max-Eyth-Str. 1 · Germany · Telefon (+49) (0) 7942 - 945 - 0 · Telefax (+49) (0) 7942 - 945 - 400
<http://www.we-online.de>

Spezifikation für Freigabe / specification for release

Kunde / customer : _____

Artikelnummer / part number : **7488910235**



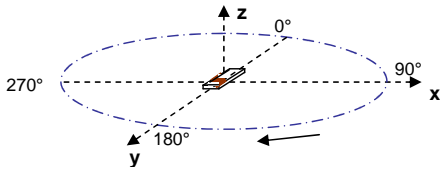
Bezeichnung : **SMD Antenne WE-MCA**
 description : **Chip-Antenna WE-MCA**

DATUM / DATE : 2006-11-22

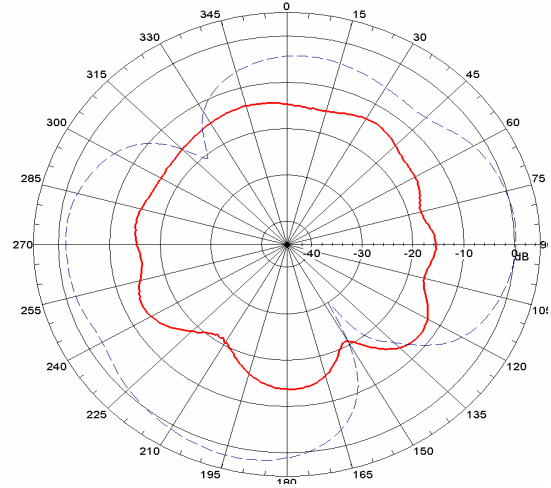
L Richtdiagramme / radiation patterns:

Antenna 2

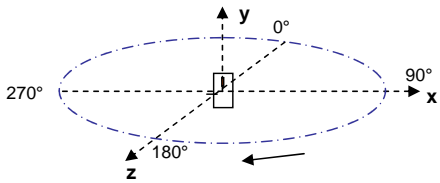
XY cut @ 2,45 GHz
— Vertical
— Horizontal



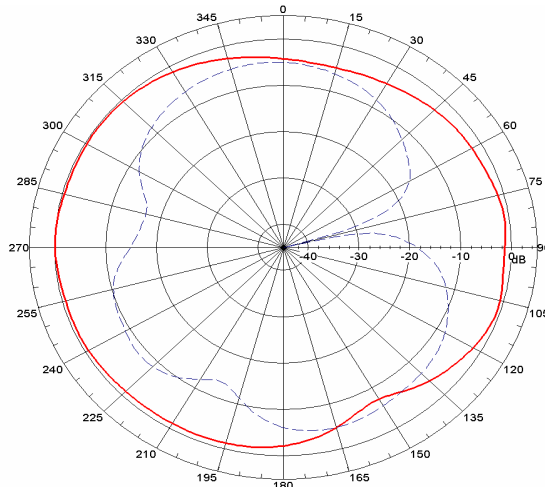
XY-cut scanning direction



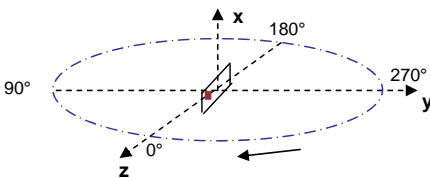
XZ cut @ 2,45 GHz
— Vertical
— Horizontal



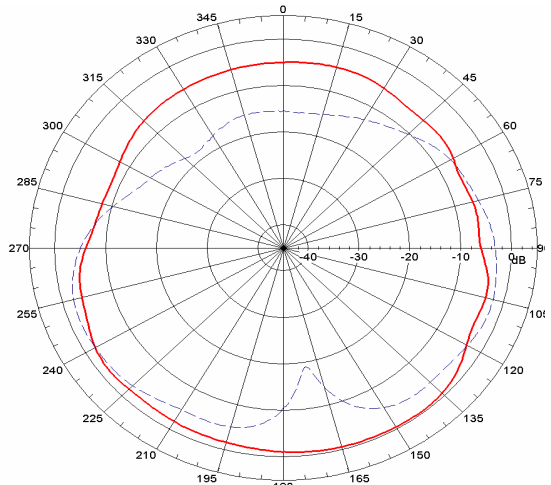
XZ-cut scanning direction



YZ cut @ 2,45 GHz
— Vertical
— Horizontal



YZ-cut scanning direction



Würth Elektronik eiSos GmbH & Co.KG

D-74638 Waldenburg · Max-Eyth-Str. 1 · Germany · Telefon (+49) (0) 7942 - 945 - 0 · Telefax (+49) (0) 7942 - 945 - 400
<http://www.we-online.de>

Spezifikation für Freigabe / specification for release

Kunde / customer : _____

Artikelnummer / part number : **7488910235**



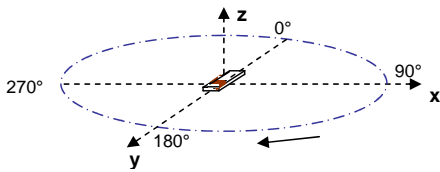
Bezeichnung : **SMD Antenne WE-MCA**
 description : **Chip-Antenna WE-MCA**

DATUM / DATE : 2006-11-22

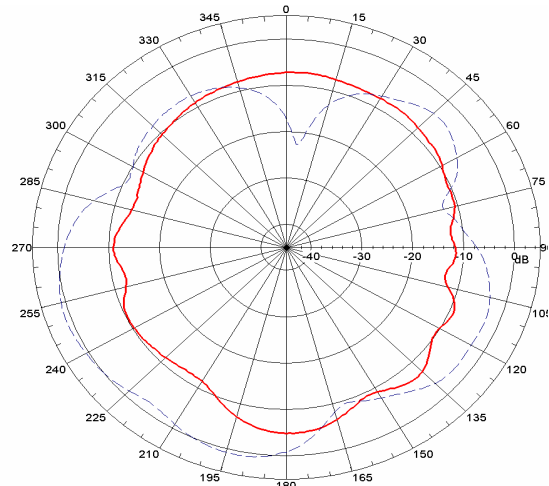
L Richtdiagramme / radiation patterns:

Antenna 2

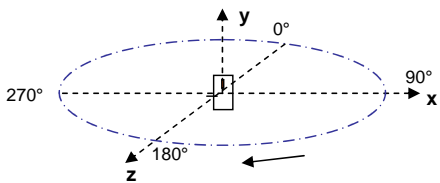
XY cut @ 3,6 GHz
— Vertical
— Horizontal



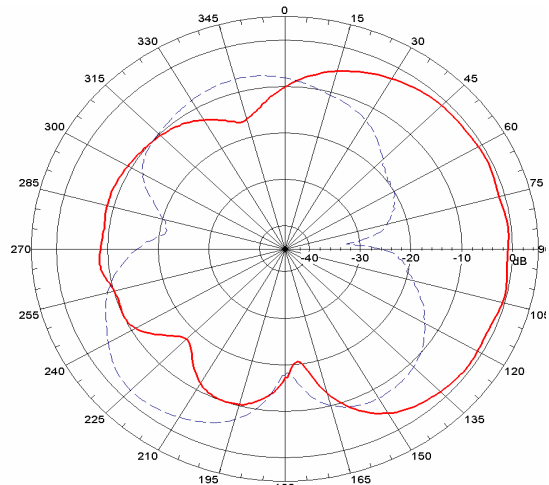
XY-cut scanning direction



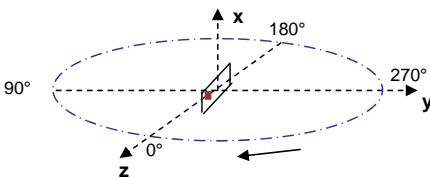
XZ cut @ 3,6 GHz
— Vertical
— Horizontal



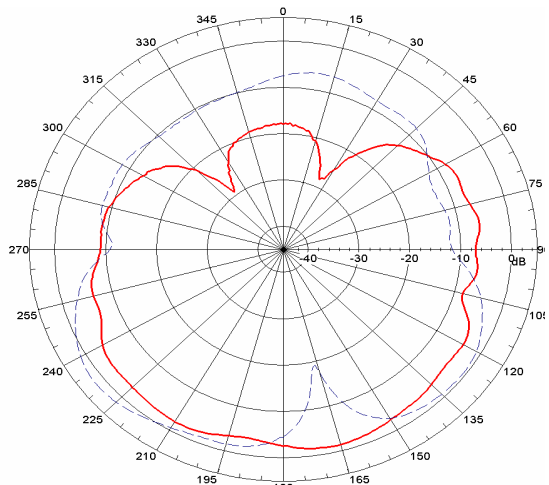
XZ-cut scanning direction



YZ cut @ 3,6 GHz
— Vertical
— Horizontal



YZ-cut scanning direction



Würth Elektronik eiSos GmbH & Co.KG

D-74638 Waldenburg · Max-Eyth-Str. 1 · Germany · Telefon (+49) (0) 7942 - 945 - 0 · Telefax (+49) (0) 7942 - 945 - 400
<http://www.we-online.de>

Spezifikation für Freigabe / specification for release

Kunde / customer : _____

Artikelnummer / part number : **7488910235**

L



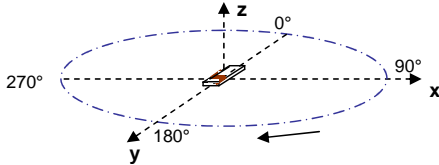
Bezeichnung : **SMD Antenne WE-MCA**
 description : **Chip-Antenna WE-MCA**

DATUM / DATE : 2006-11-22

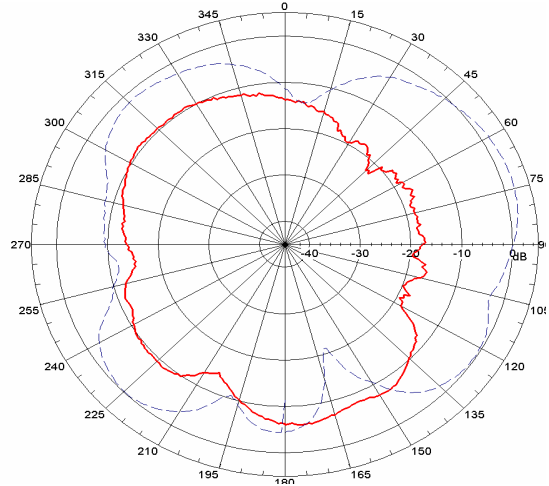
L Richtdiagramme / radiation patterns:

Antenna 2

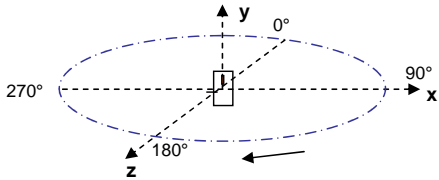
XY cut @ 5,5 GHz
— Vertical
— Horizontal



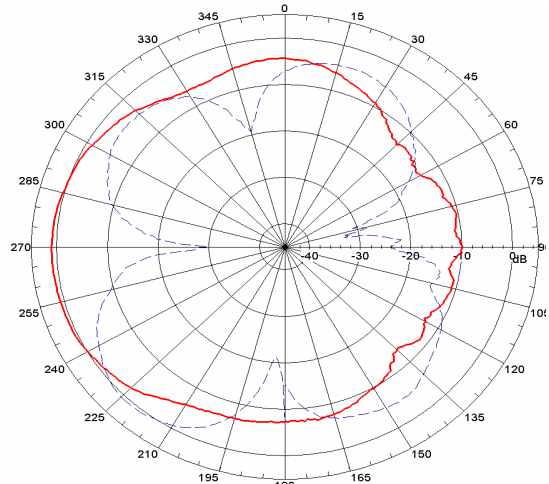
XY-cut scanning direction



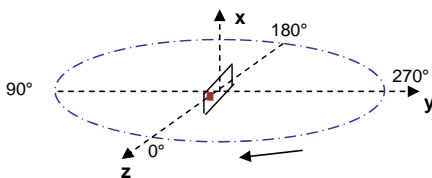
XZ cut @ 5,5 GHz
— Vertical
— Horizontal



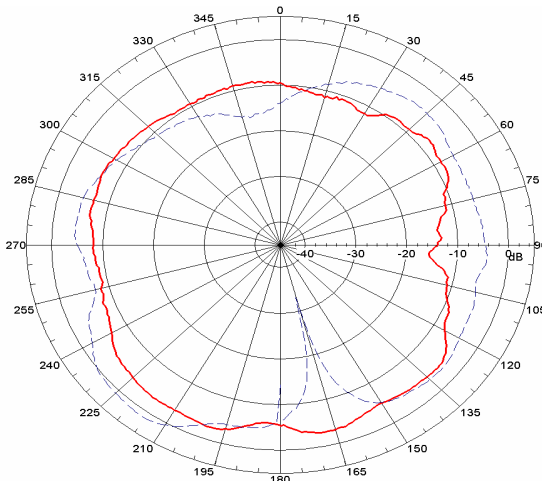
XZ-cut scanning direction



YZ cut @ 5,5 GHz
— Vertical
— Horizontal



YZ-cut scanning direction



This electronic component has been designed and developed for usage in general electronic equipment. Before incorporating this component into any equipment where higher safety and reliability is especially required or if there is the possibility of direct damage or injury to human body, for example in the range of aerospace, aviation, nuclear control, submarine, transportation, (automotive control, train control, ship control), transportation signal, disaster prevention, medical, public information network etc. Würth Elektronik eiSos GmbH must be informed before the design-in stage. In addition, sufficient reliability evaluation checks for safety must be performed on every electronic component which is used in electrical circuits that require high safety and reliability functions or performance.

Würth Elektronik eiSos GmbH & Co.KG

D-74638 Waldenburg · Max-Eyth-Str. 1 · Germany · Telefon (+49) (0) 7942 - 945 - 0 · Telefax (+49) (0) 7942 - 945 - 400
<http://www.we-online.de>

Компания «Life Electronics» занимается поставками электронных компонентов импортного и отечественного производства от производителей и со складов крупных дистрибьюторов Европы, Америки и Азии.

С конца 2013 года компания активно расширяет линейку поставок компонентов по направлению коаксиальный кабель, кварцевые генераторы и конденсаторы (керамические, пленочные, электролитические), за счёт заключения дистрибьюторских договоров

Мы предлагаем:

- Конкурентоспособные цены и скидки постоянным клиентам.
- Специальные условия для постоянных клиентов.
- Подбор аналогов.
- Поставку компонентов в любых объемах, удовлетворяющих вашим потребностям.
- Приемлемые сроки поставки, возможна ускоренная поставка.
- Доставку товара в любую точку России и стран СНГ.
- Комплексную поставку.
- Работу по проектам и поставку образцов.
- Формирование склада под заказчика.
- Сертификаты соответствия на поставляемую продукцию (по желанию клиента).
- Тестирование поставляемой продукции.
- Поставку компонентов, требующих военную и космическую приемку.
- Входной контроль качества.
- Наличие сертификата ISO.

В составе нашей компании организован Конструкторский отдел, призванный помогать разработчикам, и инженерам.

Конструкторский отдел помогает осуществить:

- Регистрацию проекта у производителя компонентов.
- Техническую поддержку проекта.
- Защиту от снятия компонента с производства.
- Оценку стоимости проекта по компонентам.
- Изготовление тестовой платы монтаж и пусконаладочные работы.



Тел: +7 (812) 336 43 04 (многоканальный)
Email: org@lifeelectronics.ru