

## Pushbuttons, Selector Switches and Pilot Lights



NEW Enhanced brightness with low current consumption




Build-to-Order Guides help you select the right model.

- » Wide range of styles in 16 mm and 22 mm
- » Over 6,000 models available
- » Short delivery time
- » Assembled to your order in U.S.A.


# Why Choose Omron Industrial Switches?

Omron offers build-to-order Pushbuttons, Selector Switches and Pilot Lights to shorten delivery time and increase the availability of the exact parts you want. They are assembled at Omron's manufacturing facility in St. Charles, IL, so no matter where you are located, parts reach you in a just few days or overnight as needed. Use this guide to choose from over 6,000 part combinations as well as legend plates and accessories. Choose Omron for your next control panel project.


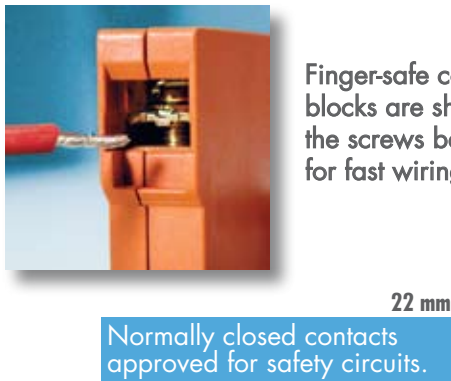
## Reduce Installation Time



## Reduce Panel Depth



## Other Features



Super-bright LED illumination offers 60 times longer life than incandescent lamps, reducing maintenance.



All 16 mm and 22 mm models are UL and CE approved.

# Ultra-bright, Energy Saving LEDs



Everyone wants to do their part for the environment and reducing power consumption can make a small but notable difference. Omron redesigned lighted pushbuttons, selector switches and indicators to take advantage of ultra-bright, energy-saving LEDs. Available now on 16 mm models, the new LEDs will be available soon on 22 mm models.

## Bright, Evenly Lit Colors

Design your control panels with Omron's ultra-bright switches for appealing aesthetics and rich color evenly distributed across the lighted surface. Compared to Omron's previous LED, switches using the new lamp are fully 20% brighter for improved visibility for operators.

## How Big is the Energy Savings?

Depending on the lamp voltage and color, Omron has reduced the current consumption by 20% to 73%! The milliamps saved add up to a fair energy savings over the years of operation and increased LED lifetime.

Lamp voltage	LED color	Before	After	Reduction
5 VDC	Red	15 mA	8 mA	47%
	Yellow, White, Green, Blue	30 mA	8 mA	73%
12 VDC	All colors	15 mA	8 mA	47%
24 VDC	All colors	10 mA	8 mA	20%

## Eliminate Wiring Errors

The 12 V and 24 V switches now accept both AC and DC voltages. Non-polarized terminals are now provided to eliminate polarity errors during wiring. This flexibility also helps reduce inventory costs for panel builders and for customers who buy their machines.



# Locally Built to Your Order

## Fast Delivery From Local Stock

Omron builds the exact switches you need, when you need them, from a large local stock of components. Omron's manufacturing facility in St. Charles, Illinois makes 100% quality tested switches on a modern production line that meets both ISO-9000 and ISO-14000 standards.

Contact your Omron sales representative today for build-to-order switches and custom-built control panels.

## Do You Need Custom-Built Panels?

Our manufacturing facility is a UL-certified panel builder ready to help you design and build control panels using Omron pushbutton switches, pilot lights, power supplies and other controls. We even incorporate controls from your preferred suppliers to maintain your standardized usage. Each panel is fully tested, documented then delivered ready to install on your machine.

## Do You Need More Info?

Visit **omron247.com** and enter "pushbuttons," "switches," or "pilot lights" in our search center to learn more. You can also view part numbers of our most popular pushbutton types with complete part number description and pricing.



# A22 Series: Overview

Reliable oil-tight pushbutton switches offer a wide range of shapes and colors. A locking lever ensures easy mounting and removal of the switch unit. To increase wiring efficiency and decrease mounting depth, switches feature a three-row mounting of switch contact blocks.



- Finger protection mechanism on switch unit provided as a standard feature
- Mounted using either open-type (fork-type) or closed-type (round-type) crimp terminals.
- Use 25-dia. ring to install in 25-dia. panel cutouts.
- Wide range of shapes and colors.
- IP65 oil resistant
- EN60947-5-1, IEN60947-5-1

## Available Styles

Pushbutton Switch, Non-Lighted  
 Pushbutton Switch, Lighted  
 Emergency Stop Switch, Non-Lighted  
 Emergency Stop Switch, Lighted  
 Selector Switches, Non-Lighted  
 Selector Switches, Lighted  
 Keyed Selector Switches  
 Pilot Light

Series	Page
A22	5
A22L	5
A22E	6
A22EL	6
A22S	7
A22W	7
A22K	8
M22	9



Automation...simple...powerful.

# A22 Non-Lighted Pushbutton Switches, 22 mm dia., A22L Lighted Pushbutton Switches, 22 mm dia.

## Non-Lighted



Round Flat  
**A22-F**



Round  
Projection  
**A22-T**



Round Full  
Guard  
**A22-G**



Round Half  
Guard **A22-H**

## Non-Lighted



Square  
Projection  
**A22-C**



Square  
Full Guard  
**A22-D**



Round Mushroom  
Head 30 mm dia.  
**A22-S**



Round Mushroom  
Head 40 mm dia.  
**A22-M**

## Lighted



Lighted Round  
Projection  
**A22L-T**



Lighted Round  
Full Guard  
**A22L-G**



Lighted Round  
Half Guard  
**A22L-H**



Lighted Square  
Projection  
**A22L-C**



Lighted Square  
Full Guard  
**A22L-D**

**A22** 1 2 3 4 5 6

### 1 Lighted/Non-lighted

Code	Description
No symbol	Non-lighted
L	Lighted

### 2 Flange Shape

Non-lighted	
Code	Description
F	Round/Flat
T	Round/Projection
G	Round/Full-guard
H	Round/Half-guard
C	Square/Projection
D	Square/Full-guard
S	Round/Mushroom (30-dia. head)
M	Round/Mushroom (40-dia. head)
Lighted	
T	Round/Projection
G	Round/Full-guard
H	Round/Half-guard
C	Square/Projection
D	Square/Full-guard

### 3 Illumination Color

Code	Description
R	Red
G	Green
Y	Yellow
W	White
A	Blue
B	Black (for non-lighted type only)

### 4 Light Source

Without Voltage Reduction Unit		
Code	Operating Voltage	
No symbol	Non-lighted	
6D	LED	6 VDC
6A		6 VAC
12A		12 VAC/VDC
24A		24 VAC/VDC
With Voltage Reduction Unit		
T1	LED	110 VAC (See note 1)
T2		220 VAC (See note 2)

### 5 Contacts

Code	Description
10	SPSTNO
01	SPSTNC
11	SPSTNO + SPSTNC
20	SPSTNO + SPSTNO
02	SPSTNC + SPSTNC

**Note: 1.** Add a "-1" suffix to part number when ordering two contact styles consisting of one contact block.

**2.** Double contact block types add 18mm in depth and 10 mm in width from single contact types.

### 6 Switch Action

Code	Description
M	Momentary
A	Alternate

**Note: 1.** Operational voltage: 95 to 115 VAC  
**2.** Operational voltage: 190 to 230 VAC  
**3.** The LED lamp (24 VAC/VDC) can be lit by directly applying 100 VAC/VDC (200 VAC/VDC) to the lamp terminal.  
**4.** LED incorporates the 24 VAC/VDC type to the Voltage Reduction Unit models.

# A22E Series: Emergency Stop Switches, 22 mm dia.

Use these e-stop switches as part of a Safety Category 4 system.

- Direct opening mechanism opens the circuit when the contact welds.
- Safety lock mechanism prevents operating errors.
- Easily mount and remove Switch Blocks using a lever.
- Mount three Switch Units in series to improve wiring efficiency.
- Finger protection mechanism on Switch Unit provided as a standard feature.
- Install using either round or forked crimp terminals.
- Oil-resistant to IP65



## Push-pull



Round Medium  
40 mm dia.  
Push-pull  
**A22E-MP**



Round Large  
60 mm dia.  
Push-pull  
**A22E-LP**

## Push-lock turn-reset



Round Large  
30 mm dia.  
Push-lock turn-reset  
**A22E-S**



Round Medium  
40 mm dia.  
Push-lock turn-reset  
**A22E-M**



Round Large  
60 mm dia.  
Push-lock turn-reset  
**A22E-L**



Lighted Round  
Medium 40 mm dia.  
Push-lock turn-reset  
**A22EL-M**

## A22E 1 2 3 4 5

### 1 Lighted/Non-lighted

Code	Description
None	Non-lighted
L	Lighted (See note.)

**Note:** Lighted Emergency Stop Switches are available only for the medium (M) push-lock turn-reset models.

### 2 Head Size

Code	Size	Description
MP	Medium 40 dia.	Push-pull
LP	Large 60 dia.	
S	Small 30 dia.	Push-lock turn-reset
M	Medium 40 dia.	
L	Large 60 dia.	
SK	Small 30 dia.	Push-lock key reset
MK	Medium 40 dia.	

### 3 Light Source

Without Voltage Reduction Unit		
Code	Operating Voltage	
None	Non-lighted	
6D	LED	6 VDC
6A		6 VAC
12A		12 VAC/VDC
24A		24 VAC/VDC
With Voltage Reduction Unit		
None	Non-lighted	
T1	LED	110 VAC
T2		220 VAC

**Note: 1.** The LED lamp (24 VAC/VDC) can be lit by directly applying 110 VAC/VDC (220 VAC/VDC) to the lamp terminal. LED incorporates the 24 VAC/VDC models.  
**2.** Equipped with 24 VAC/DC LED.

### 4 Contacts

Code	Description
01	SPSTNC
11	SPSTNO + SPSTNC
02	DPSTNC

**Note: 1.** Add a "-1" suffix to part number when ordering two contact styles consisting of one contact block.  
**2.** Double contact block types add 18mm in depth and 10 mm in width from single contact types.

### 5 Configuration

Code	Configuration
None	Switch only
B	Switch with Integrated Control Box

# A22S Selector Switches, Non-Lighted, 22 mm dia.

# A22W Selector Switches, Lighted, 22 mm dia.

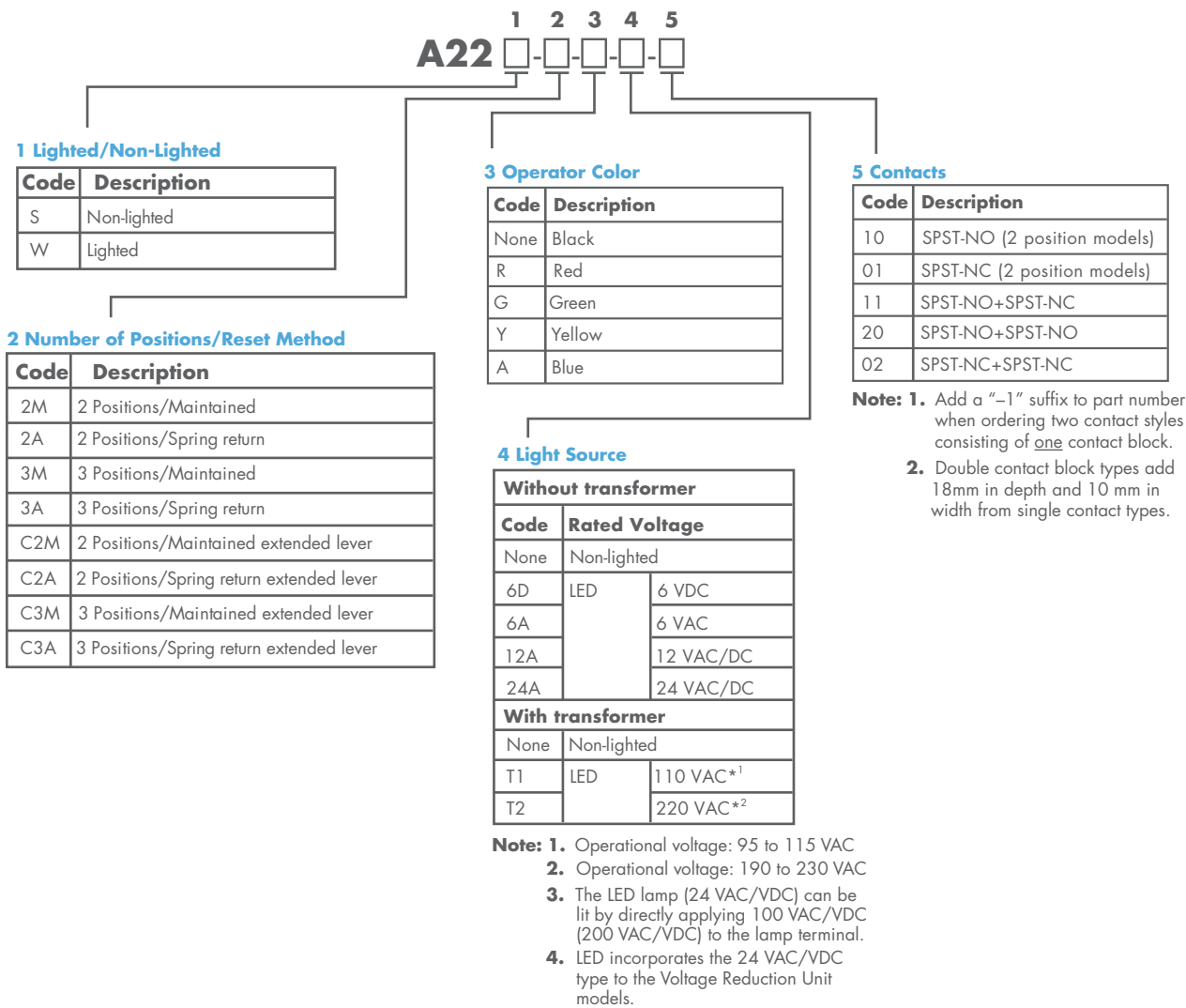
Knob style selector switches provide users a reliable way to start or choose between machine operations. Two- and three-position switches with manual or automatic reset are available in non-lighted and lighted models. Use optional legend plates to identify the selections.



Non-lighted  
Selector Switch  
**A22S**



Lighted  
Selector Switch  
**A22W**



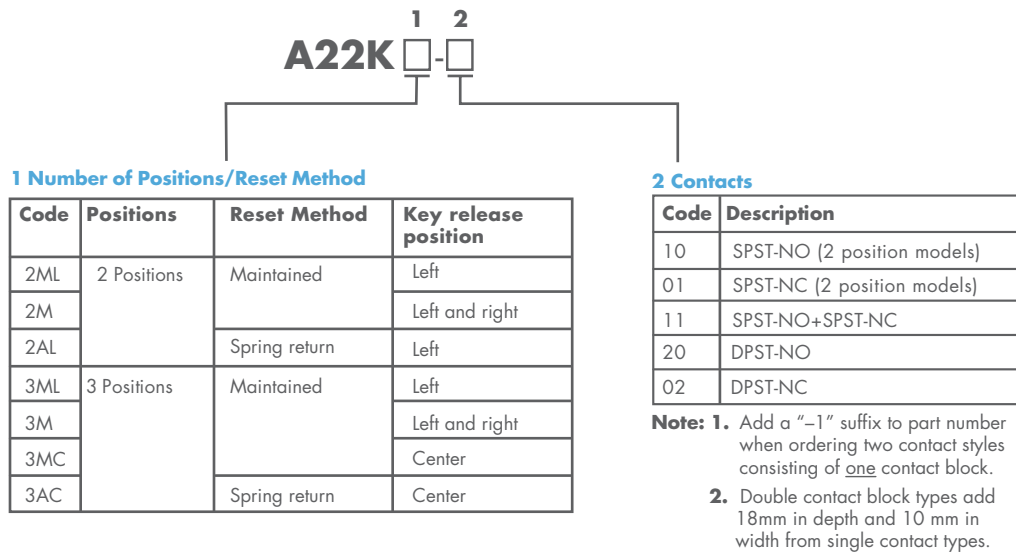


## A22K Series: Keyed Selector Switches, 22 mm dia.

Design in extra security with keyed selector switches. Only authorized operators are allowed to change settings using the key.



Keyed selector switch  
**A22K**



### Contact Configurations for Selector Switches A22K, A22S, A22W Models

2 Position Type					
Knob position	SPST-NO	SPST-NC	SPST-NO+SPST-NC	DPST-NO	DPST-NC

3 Position Type			
Knob position	SPST-NO+SPST-NC	DPST-NO	DPST-NC

## M22 Series: Pilot Lights, 22 mm dia.

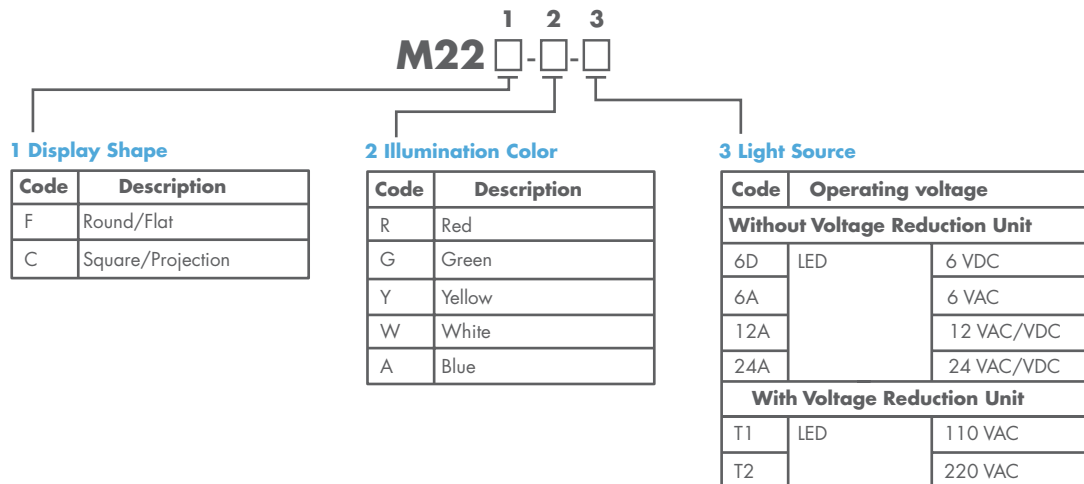
Pilot lights indicate status of machinery and processes on control panels. Bright LED light source is easy to read under most lighting conditions.



Square projection  
pilot light  
**M22-CR**



Round flat  
pilot light  
**M22-FR**



**Note:** The LED lamp (24 VAC/VDC) can be lit by directly applying 110 VAC/VDC (220 VAC/VDC) to the lamp terminal. LED incorporates the 24 VAC/VDC type.

# A16 Series: Overview

Space-saving pushbutton switches offer a wide range of sizes, shapes and colors to match your panel requirements. Lighted models use color LED lamps instead of colored lenses so the switch appears white when unlit and a vivid color when lit. The LED lamp lasts 60 times longer than switches with incandescent lamps, lowering maintenance costs over the life of the machine.



- New Enhanced Brightness
- New Low Current types
- New non-polarized types
- New vivid color options including "Pure White"
- Quick and easy assembly, snap-in switch
- Shapes to match your aesthetic requirements: round, square and rectangular
- Wide range of switching capacity from standard to microload
- High reliability, in standard IP40 and oil-resistant IP65 models
- Short mounting depth, less than 28.5 mm below panel
- Conforms to EN60947-5-1, IEC60947-5-1

## Available Styles

Pushbutton Switch, Non-Lighted, IP40  
 Pushbutton Switch, Non-Lighted, IP65  
 Pushbutton Switch, Lighted, IP40  
 Pushbutton Switch, Lighted, IP65  
 Emergency Stop Switch, Non-Lighted  
 Emergency Stop Switch, Lighted  
 Selector Switches, Non-Lighted, IP65  
 Selector Switches, Lighted, IP65  
 Keyed Selector Switches, IP65  
 Pilot Light, IP40  
 Pilot Light, IP65  
 Buzzer

Series	Page
A16	11
A165	11
A16L	11
A165L	11
A165E	12
A165E-L	12
A165S	13
A165W	13
A165K	14
M16	15
M165	15
M2BJ	15



Automation...simple...powerful.

# A16 Series: Pushbutton Switches, 16 mm dia.

These switches deliver the wide range of options to match most of your panel building needs:

- Protection: IP65 oil-resistant models (A165) and standard IP40 models (A16)
- Lighting: Non-lighted (A16 and A165) and lighted (A16L and A165L)

## Round



Lit and Unlit Round Projection  
**A16-T, A16L-T**  
**A165-T, A165L-T**



Lighted Round Projection,  
110 VAC Transformer  
**A16L-T-T1**  
**A165L-T-T1**



Lighted Round Projection,  
220 VAC Transformer  
**A16L-T-T2**  
**A165L-T-T2**

## Square



Lit and Unlit Square  
2-Way Guard  
**A16-A, A16L-A,**  
**A165-A, A165L-A**



Lighted Square 2-Way  
Guard, 110 VAC  
Transformer  
**A16L-A-T1**  
**A165L-A-T1**



Lighted Square 2-Way  
Guard, 220 VAC  
Transformer  
**A16L-A-T2**  
**A165L-A-T2**

## Rectangular



Lit and Unlit Rectangular  
2-Way Guard  
**A16-J, A16L-J,**  
**A165-J, A165L-J**



Lighted Rectangular  
2-Way Guard, 110 VAC  
Transformer  
**A16L-J-T1**  
**A165L-J-T1**



Lighted Rectangular  
2-Way Guard, 220 VAC  
Transformer  
**A16L-J-T2**  
**A165L-J-T2**

**A16** **5** **L** **J** **R** **M** **24D** **2**

### 1 Degree of Protection

Symbol	Protection
None	IP40
5	IP65 oil-resistant

### 2 Lighted/Non-lighted

Symbol	Type
None	Non-lighted
L	Lighted

### 3 Shape of Pushbutton

Symbol	Shape
J	Rectangular 2-way guard
A	Square 2-way guard
T	Round Projecting model

### 4 Color of Pushbutton

Symbol	Color
R	Red
Y	Yellow
PY	Pure yellow
G	Green
W	White
PW	Pure White
A	Blue
B	Black (non-lighted models only)

"Colored-illumination" models operate in the way shown below:  
Unlit      Lit

White      Color

The built-in LED is colored.

### 5 Switch Operation

Symbol	Operation
M	Momentary
A	Alternate

Momentary: Self-resetting.  
Alternate: Self-holding.

### 7 Contact Configuration

Symbol	Type	Terminal
1	SPDT	Solder Terminal
2	DPDT	Solder Terminal
1P	SPDT	PCB Terminal
2P	DPDT	PCB Terminal
2S	DPDT	Screw-Less Clamp

Only DPDT contacts are available with Screw-Less Clamp.

### 6 Light Source

Symbol	Type	Operating voltage	Rated voltage
None	Non-lighted		
5D	LED	5 ±5% VDC	5 VDC
12D		12 ±5% VAC/VDC	12 VAC/VDC
24D		24 ±5% VAC/VDC	24 VAC/VDC

### Voltage Reduction Unit (24-V Built-in LED)

Symbol	Type	Operating voltage	Rated voltage
T1	LED	90 to 121 VAC/VDC	110 VAC
T2		180 to 242 VAC/VDC	220 VAC

- Note:
1. Solder terminals are available only with 100-V models.
  2. The Voltage Reduction Unit is not available for models with PCB terminals.
  3. "T2" is available only for the Screw-Less Clamp type.

## A165E Series: Emergency Stop Switches, 16 mm dia.

Use these e-stop switches as part of a Safety Category 4 system.

- Direct opening mechanism to open contacts in emergencies, such as when they are welded.
- Conforms to EN60418.
- Includes a safety lock to prevent misuse.
- Features separate construction that allows the switch to be separated for easier wiring and one-piece-like construction that allows easier handling.
- Models available with 3 contacts built into a single block (A165E-U).



Push-lock  
turn-reset



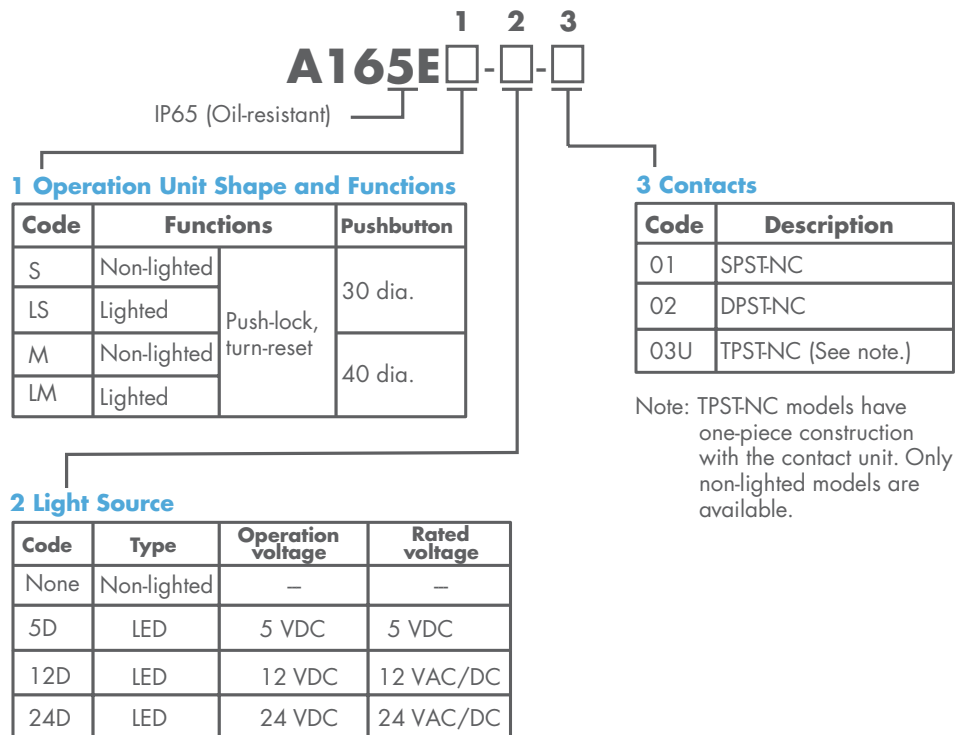
Lighted Round Small  
30 mm dia.,  
Push-lock turn-reset  
**A165E-LS**



Round Medium  
40 mm dia.,  
Push-lock turn-reset  
**A165E-S**



Round Medium  
40 mm dia.,  
Push-lock turn-reset  
**A165E-M**



Note: Models with separate construction (SPST-NC and DPST-NC) are for normal loads only. One-piece models (TPST-NC) are for either normal loads or microloads.



## A165S Selector Switches, Non-Lighted, 16 mm dia.

## A165W Selector Switches, Lighted, 16 mm dia.

Knob style selector switches provide users a reliable way to start or choose between machine operations. Two- and three-position switches with manual or automatic reset are available in non-lighted and lighted models. Use optional legend plates to identify the selections.

### Non-Lighted



Square Base  
Selector Switch  
**A165S-A**



Rectangular Base  
Selector Switch  
**A165S-J**



Round Base  
Selector Switch  
**A165S-T**

### Lighted



Lighted  
Square Base  
Selector Switch  
**A165W-A**



Lighted  
Rectangular Base  
Selector Switch  
**A165W-J**



Lighted  
Round Base  
Selector Switch  
**A165W-T**

**A 165 W - A - 2A R - 24D - 1**

#### 1 Lighted/Non-lighted

Symbol	Type
S	Non-lighted
W	Lighted

#### 2 Shape of Selector

Symbol	Shape
J	Rectangular
A	Square
T	Round

#### 3 Number of Notches/Resetting Method

Symbol	No. of notches	Reset method
2M	2 notches	Manual
2A		Automatic
3M	3 notches	Manual
3A		Automatic

#### 4 Color of Selector

Symbol	Color
None	Black (non-lighted models only)
R	Red
G	Green
Y	Yellow

#### 5 Light Source

Symbol	Type
None	Non-lighted
5D	5 VDC LED
12D	12 VAC/DC LED
24D	24 VAC/DC LED

#### 6 Contact Configuration

Symbol	Type	Terminal
1	SPDT	Solder terminal
2	DPDT	
1P	SPDT	PCB terminal
2P	DPDT	
2S	DPDT	Screw-Less Clamp

**Note: 1.** Only DPDT contacts are available with 3-notch models and Screw-Less Clamp models.

**2.** PCB terminals are available only with 2-notch models.

#### Voltage Reduction Unit (24-V Built-in LED)

Symbol	Type	Rated voltage
T1	LED	110 VAC/VDC
T2		220 VAC/VDC

**Note: 1.** Solder terminals are only available with "T1" 110-V models.

**2.** The Voltage Reduction Unit is not available for models with PCB terminals.

# A165K Series: Keyed Selector Switches, 16 mm dia.

Design in extra security with keyed selector switches. Only authorized operators are allowed to change settings using the key.



Square Base Keyed  
Selector Switch  
**A165K-A**



Rectangular Base  
Keyed Selector Switch  
**A165K-J**



Round Base Keyed  
Selector Switch  
**A165K-T**

**A165K-J-3ML-2**

**1 Shape of Selector**

Symbol	Shape	Color
J	Rectangular	Black
A	Square	
T	Round	

**2 Number of Notches/Resetting Method**

Symbol	No. of notches	Reset method	Key release position
2ML	2 notches	Manual	Left
2MR			Right
2M		Automatic	Left and right
2AL			Left
3MC	3 notches	Manual	Center
3MR			Right
3ML		Automatic	Left
3M			Left, right, and center
3AC	3 notches	Automatic	Center

**3 Contact Configuration**

Symbol	Type	Terminal
1	SPDT	Solder Terminal
2	DPDT	Solder Terminal
2S	DPDT	Screw-Less Clamp

**Note:** 1. Only DPDT contacts are available with 3-notch models.  
 2. PCB terminals are available only with 2-notch models.

## Contact Configurations for Selector Switches A165K, A165S, A165W Models

2 Position Type			
Knob position	SPDT (SW)	DPDT (SW1)	DPDT (SW2)

3 Position Type		
Knob position	DPDT (SW1)	DPDT (SW2)

2 Position



3 Position



SW

SW1

SW2

Automation...simple...powerful.

## M16 Series: Pilot Lights, 16 mm dia.

Pilot lights indicate status of machinery and processes on control panels. Bright LED light source is easy to read under most lighting conditions.

- Easy mounting and removal of socket unit.
- Standard IP40 and oil-resistant IP65 models



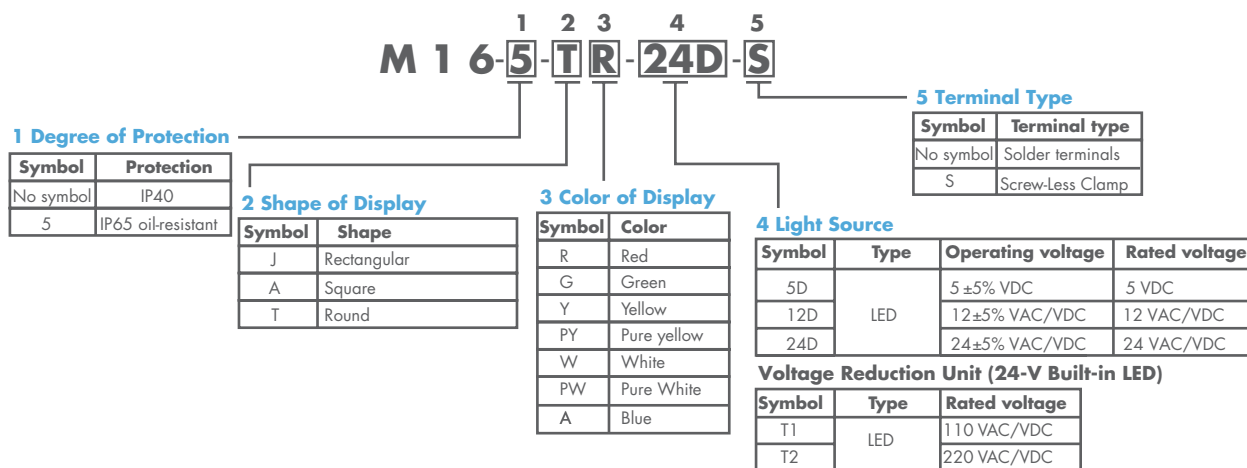
Square Pilot Light  
**M16-A, M165-A**



Rectangular Pilot Light  
**M16-J, M165-J**



Round Pilot Light  
**M16-T, M165-T**



Solder terminals are available only with "T1" 110-V models.

## M2BJ Series: Panel-Mounted Buzzer, 16 mm dia.

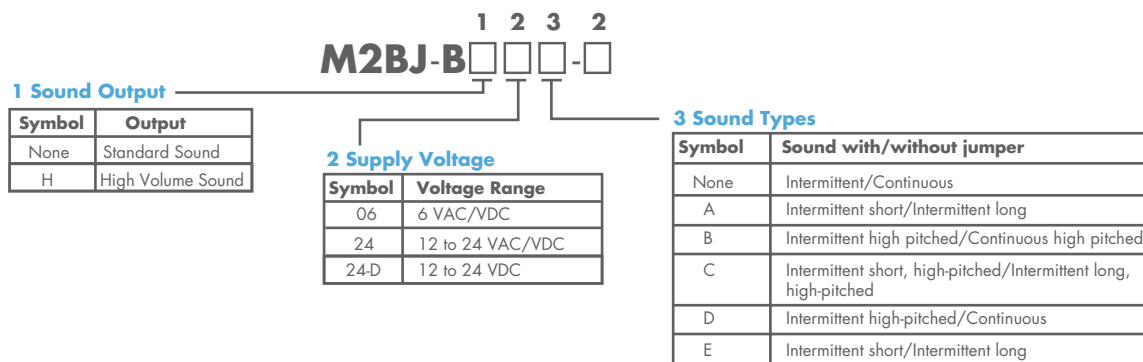
- Four models offer eight different types of sounds, plus two modes with high-sound output
- Intermittent or continuous sound selected by jumper setting
- Jumper storage provided at bottom of unit
- Complements the A16 range of Pushbuttons, Selector Switches and Key Switches.















Standard Sound Buzzer  
**M2BJ**



High Volume Sound Buzzer  
**M2BJ-H**











# Accessories: 22 mm Switches

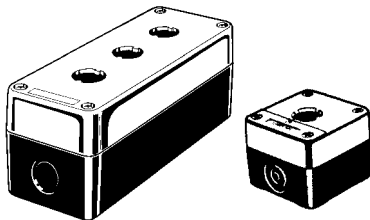
Item		Appearance	Classification		Remarks	Part Number
Contact Blocks			SPST-NO	General-purpose load	Provided as standard. Order contact blocks only when adding or replacing them.	A22-10
				Mircoload		A22-10S
			SPST-NC	General-purpose load		A22-01
				Mircoload		A22-01S
		SPST-NO+SPST-NC	General-purpose load	A22-11		
			DPST-NO	General-purpose load		A22-20
		Mircoload		A22-20S		
		DPST-NC	General-purpose load	A22-02		
			Mircoload	A22-02S		
Lamp Sockets		Direct lighting		Used when changing the lighting method.	A22-TN	
		Transformer illumination	110 VAC		A22-T1	
			220 VAC		A22-T2	
Mounting Latches			For momentary operation models		Provided as standard. Order mounting latches only when mounting contact blocks or lamp sockets are purchased individually.	A22-3200
			For maintained operation models			A22-3210
Legend plate frames	Standard size		With Snap-in Legend Plate (without text)	White	Snap-in legend plate is acrylic.	A22Z-3321
				Red		A22Z-3322
				Black		A22Z-3323
			Without Snap-in Legend Plate			A22Z-3320
	Large size		With Snap-in Legend Plate (without text)	White		A22Z-3331
				Red		A22Z-3332
				Black		A22Z-3333
			Without Snap-in Legend Plate			A22Z-3330
Lock fitting			Round		The body is equipped with a lock fitting. This lock fitting is used when a more secure lock feature is required.	A22Z-3360
Metallic bezel rings			For flush or projection models		Replace with the standard model. Material: nickel-plated zinc.	A22Z-3580
			For full-guard models			A22Z-3582
Sealing Caps			For flush models		Used to prevent dust or water from entering the operational unit. Color: opaque. Material: silicon.	A22Z-3600F
			For extended models			A22Z-3600T
			For full-guard models			A22Z-3600G
Color lenses			Red		Used for changing the operational unit color of the pushbutton switch.	A22Z-30TR
			Green			A22Z-30TG
			Yellow			A22Z-30TY
			White			A22Z-30TW
			Blue			A22Z-30TA
Three-throw spacers			For Pushbutton Switches		Used when mounting three non-illuminated switch units. Cannot be used with illuminated emergency stop switches.	A22Z-3003
Hole plug			Round		Can be plugged into pre-cut panel holes for future expansion. The color is black. Can be fit into a 25mm dia. hole in the panel.	A22Z-3550
25 mm dia. ring			25 mm ring		Since this is not attached to the main body, order separately.	A22Z-R25

Automation...simple...powerful.

## Accessories, 22 mm *continued*

Item		Appearance	Classification		Remarks	Part Number			
Snap-in legend plates	Standard size		Without text	Black	Attached to the standard-size legend plate frame. Material: Acrylic.	A22Z-3443B			
				Red		A22Z-3443R			
				White		A22Z-3443W			
				Transparent		A22Z-3443C			
			White text on red background	○		A22Z-3443R-2			
				STOP		A22Z-3443R-4			
			White text on black background	I		A22Z-3443B-1			
				START		A22Z-3443B-3			
				ON		A22Z-3443B-5			
				OFF		A22Z-3443B-6			
				UP		A22Z-3443B-7			
				DOWN		A22Z-3443B-8			
				POWER ON		A22Z-3443B-9			
				OFF-ON		A22Z-3443B-10			
	Large size		Without text	Black	Attached to the large-size legend plate frame. Material: Acrylic.	A22Z-3453B			
				Red		A22Z-3453R			
				White		A22Z-3453W			
				Transparent		A22Z-3453C			
			For Emergency Stop Switch			60 dia. round plate with black letters on a yellow background		“EMERGENCY STOP” is engraved on the plate. used as an emergency stop switch legend plate.	A22N-PE190
						90 dia. round plate with black letters on a yellow background			A22N-PE191
Character films			No print (Round)		After printing on a film, affix to the indicator plate of the illuminated pushbutton switch (The back is coated with adhesive.)	A22Z-3460			
			Character print (Round)			A22Z-3460-1			
						A22Z-3460-2			
				START		A22Z-3460-3			
				STOP		A22Z-3460-4			
			No print (Square)			A22Z-3480			
Lamp extractor				Rubber tool used to easily replace lamps.	A22Z-3901				
Tightening wrench				Tool used to tighten nuts from the back of the panel.	A22Z-3905				
Lens tightening tool				Used for replacing the cap of the half-guard pushbutton switch.	A22Z-3908				
Lens puller				Used for removing the lens from the indicator of the square lighted pushbutton switch.	A3PJ-5080				

## Enclosures



Material	Hole Size	Number of Holes	Part Number
Polycarbonate	22.5 mm (0.88 in)	1	A22Z-B101
		2	A22Z-B102
		3	A22Z-B103
	22.5 mm (0.88 in)	1	A22Z-B101Y*

\* Yellow box for emergency stop



## Accessories, 22 mm continued

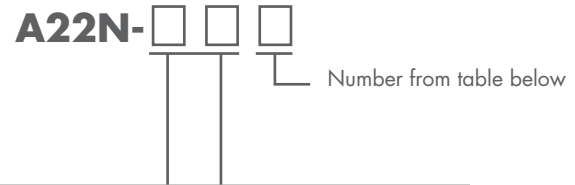
### A22 Standard Nameplates

To complete the part number of the standard nameplates, select the plate type and add the number from the table below for the required text.

All plastic nameplates are adhesive backed for easy, permanent installation.

For custom engraved nameplates please use the order form on the next page.


Example: Plastic Square Nameplate  
engraved "RESET": A22N-PS38



Code	Material/Shape
PR	Plastic Rectangular



Code	Material/Shape
PS	Plastic Square



Code	Material/Shape
PX	Plastic Shield



Code	Material/Shape
MR	Metal Rectangular



All plastic nameplates are supplied standard with white lettering on a black background.

Metal nameplates are brushed aluminum with black lettering.

1 AUTO	26 LOWER	50 3RD SPEED	122 SAFE-RUN	167 OFF-LOC-REMOTE
2 CLOSE	27 MOTOR RUN	51 4TH SPEED	123 SLOW-FAST	168 OFF-MAN-AUTO
3 CYCLE START	28 MOTOR STOP	100 AUTO-MAN	124 START-JOG	169 OFF-SLOW-FAST
4 CYCLE STOP	29 OFF	101 CLOSE-OPEN	125 START-STOP	170 OFF-1-2
5 DECREASE	30 ON	102 DOWN-UP	126 STOP-START	171 OPEN-OFF-CLOSE
6 DOWN	31 OPEN	103 FAST-SLOW	127 SUMMER-WINTER	172 RAISE-OFF-LOWER
8 FAST	32 OUT	104 FOR-REV	128 UP-DOWN	173 SLOW-OFF-FAST
9 FAULT	33 POWER ON	105 HAND-AUTO	150 AUTO-MAN-OFF	174 SLOW-OFF-START
10 FEED	34 PULL TO START	106 HIGH-LOW	151 AUTO-OFF-HAND	175 START-JOG-STOP
11 FEED START	35 PUSH TO TEST	107 INCH-REVERSE	152 AUTO-OFF-MAN	176 START-RUN-STOP
12 FEED STOP	36 PUSH TO STOP	108 JOG-FOR	153 CLOSE-OFF-OPEN	177 UP-OFF-DOWN
13 FLUID LEVEL LOW	37 RAISE	109 JOG-REV	154 DOWN-OFF-SLOW	178 1-OFF-2
14 FORWARD	38 RESET	110 JOG-RUN	155 FAST-OFF-SLOW	179 HAND-OFF-AUTO
15 FULL SPEED	39 REVERSE	111 LEFT-RUN	156 FOR-OFF-REV	180 I
16 HAND	40 RIGHT	112 LOWER-RAISE	157 FOR-STOP-REV	181 II
17 HIGH	41 RUN	113 MAN-AUTO	158 HIGH-LOW-OFF	182 I-O
18 IN	42 SLOW	114 OFF-ON	159 HIGH-OFF-LOW	183 O-I
19 INCH	43 SPEED	115 ON-OFF	160 JOG-SAFE-RUN	184 I-O-II
20 INCREASE	44 START	116 OPEN-CLOSE	161 JOG-STOP-RUN	185 II-I
21 JOG	45 STOP	117 RAISE-LOWER	162 LEFT-OFF-RIGHT	186 I-O-I
22 JOG FORWARD	46 TEST	118 REV-FOR	163 LOC-OFF-HIGH	187 I-II-III
23 LEFT	47 UP	119 RUN-INCH	164 LOW-OFF-HIGH	188 III
24 LOW	48 1ST SPEED	120 RUN-JOG	165 LOWER-OFF-RAISE	200 BLANK NAMEPLATE
25 LOW SPEED	49 2ND SPEED	121 RUN-SAFE	166 OFF COOLANT ON	

### Emergency Stop Nameplates



A22N-PR7



A22N-PS7



A22N-PX7



A22N-PE190  
60 mm diameter



A22N-PE191  
90 mm diameter

Automation...simple...powerful.

# A22 Custom Engraved Nameplates Order Form

**OMRON**

Copy this order form and utilize it to specify Custom Engraved Nameplates. Once completed, mail the form to:  
**Omron Electronics LLC, Attn.: Customer Service, One Commerce Drive, Schaumburg, IL 60173-5302**  
 Or you may fax this form to either Omron Electronics LLC at: 847.843.8261 or to your local Omron Sales office.

**BILL TO:**

Date: \_\_\_\_\_

Company name: \_\_\_\_\_

Your name: \_\_\_\_\_

Address: \_\_\_\_\_

Your signature: \_\_\_\_\_

City/State/Zip: \_\_\_\_\_

PO#: \_\_\_\_\_

Attention: \_\_\_\_\_

Fax: \_\_\_\_\_

**SHIP TO:**

Company name: \_\_\_\_\_

Address: \_\_\_\_\_

City/State/Zip: \_\_\_\_\_

Attention: \_\_\_\_\_

Phone: \_\_\_\_\_

**To order:** Select blank nameplate **Shape** (circle A, B, C, or D). For plastic nameplates - Select **Nameplate Color** (circle Black, Yellow, Red or White). Select **Text Color** (circle Black or White). Note - Metal nameplates are brushed aluminum with black text. All plastic nameplates are adhesive backed.

Fill in the **QUANTITY** box. Print text in the spaces provided as it should appear on the finished nameplate.

**A - Plastic Rectangular**

 11 characters max.  
 2 lines max.

**A22N-PR200E**
**B - Plastic Square**

 14 characters max.  
 2 lines max.

**A22N-PS200E**
**C - Plastic Shield**

 11 characters max.  
 2 lines max.

**A22N-PX200E**
**D - Metal Rectangular**

 11 characters max.  
 2 lines max.

**A22N-MR200E**







Shape	_____	<b>A</b>	<b>B</b>	<b>C</b>	<b>D</b>	<div style="border: 1px solid black; width: 50px; height: 30px; margin: 0 auto;"></div> <b>QUANTITY</b>
Nameplate Color		Black	Yellow	Red	White	
Text Color	_____	Black	White			
_____ _____						




Shape	_____	<b>A</b>	<b>B</b>	<b>C</b>	<b>D</b>	<div style="border: 1px solid black; width: 50px; height: 30px; margin: 0 auto;"></div> <b>QUANTITY</b>
Nameplate Color		Black	Yellow	Red	White	
Text Color	_____	Black	White			
_____ _____						

Shape	_____	<b>A</b>	<b>B</b>	<b>C</b>	<b>D</b>	<div style="border: 1px solid black; width: 50px; height: 30px; margin: 0 auto;"></div> <b>QUANTITY</b>
Nameplate Color		Black	Yellow	Red	White	
Text Color	_____	Black	White			
_____ _____						

Shape	_____	<b>A</b>	<b>B</b>	<b>C</b>	<b>D</b>	<div style="border: 1px solid black; width: 50px; height: 30px; margin: 0 auto;"></div> <b>QUANTITY</b>
Nameplate Color		Black	Yellow	Red	White	
Text Color	_____	Black	White			
_____ _____						

# Accessories, 16 mm Switches

Item	Appearance	Classification			Remarks	Part Number
Switch guards		Rectangular			Cannot be used with the dust cover.	A16ZJ-5050
		Square and Round				A16ZA-5050
Dust covers		Rectangular			Cannot be used with the switch guard.	A16ZJ-5060
		Square				A16ZA-5060
		Round				A16ZT-5060
Panel plugs		Rectangular			Used for covering the panel cutouts for future panel expansion.	A3BJ-3003
		Square				A3BA-3003
		Round				A3BT-3003
Legend panels		Rectangular	IP40	Opaque	A single legend panel (transparent) is included with a standard model.  The opaque legend panel can be used with the IP40 and the oil-resistant IP65.	A16ZJ-5204
				Transparent		A16ZJ-5202
			Oil-resistant IP65	Opaque		A16ZJ-5204
				Transparent		A16ZJ-5203
		Square	IP40	Opaque		A16ZA-5204
				Transparent		A16ZA-5202
			Oil-resistant IP65	Opaque		A16ZA-5204
				Transparent		A16ZA-5203
		Round	IP40	Opaque		A16ZT-5204
				Transparent		A16ZT-5202
			Oil-resistant IP65	Opaque		A16ZT-5204
				Transparent		A16ZT-5203
Color caps (for IP40)		LED indicator/ Non-lighted		White	Insert one of the following letters into the box (□). J: Rectangular A: Square T: Round The color cap is supplied. Replace the cap if the color is to be changed. When using an LED indicator, be sure to use a color cap that matches the luminescent color of the LED. The materials used for the IP40 and oil-resistant IP65 are different, so be sure to use a color cap that matches the specifications of the switch.	A16Z□-5001W
				Red		A16Z□-5001R
				Yellow		A16Z□-5001Y
		LED indicator		Green		A16Z□-5001GY
				Blue		A16Z□-5001A
		Non-lighted		Green		A16Z□-5001G
				Black		A16Z□-5011B
		Color caps (for oil-resistant IP65)		LED indicator/ Non-lighted		White
Red	A16Z□-5101R					
Yellow	A16Z□-5101Y					
LED indicator				Green	A16Z□-5101GY	
				Blue	A16Z□-5101A	
Non-lighted				Green	A16Z□-5101G	
				Black	A16Z□-5111B	

Item	Appearance	Applicable types					Remarks	Part number
		Pushbutton Switch	Knob-type Selector Switch	Key-type Selector Switch	E-Stop Switch	Indicator		
Pushbutton switch extractor		Yes	No	No	No	Yes	Convenient for extracting pushbutton switches.	A3PJ-5080
Screw fitting		Yes	Yes	Yes	Yes	Yes	Convenient for ganged installation. Tighten to a torque of 0.39 N • (5 kgf • cm) min.	A16Z-3004
Lamp unit extractor		Yes	Yes	Yes	Yes	Yes	Convenient for extracting the switch unit and lamps.	A16Z-5080

## Accessories, 16 mm *continued*

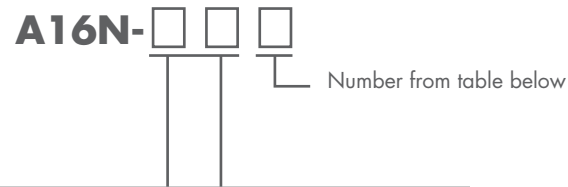
### A16 Standard Nameplates

To complete the part number of the standard nameplates, select the plate type and add the number from the table below for the required text.

All plastic nameplates are adhesive backed for easy, permanent installation.

For custom engraved nameplates please use the order form on the next page.

Example: Plastic Square Nameplate  
engraved "RESET": A16N-PS38



Code	Material/Shape
PR	Plastic Rectangular



Code	Material/Shape
PS	Plastic Square



Code	Material/Shape
PX	Plastic Shield



Code	Material/Shape
MR	Metal Rectangular



All plastic nameplates are supplied standard with white lettering on a black background.

Metal nameplates are brushed aluminum with black lettering.

1 AUTO	26 LOWER	50 3RD SPEED	122 SAFE-RUN	167 OFF-LOC-REMOTE
2 CLOSE	27 MOTOR RUN	51 4TH SPEED	123 SLOW-FAST	168 OFF-MAN-AUTO
3 CYCLE START	28 MOTOR STOP	100 AUTO-MAN	124 START-JOG	169 OFF-SLOW-FAST
4 CYCLE STOP	29 OFF	101 CLOSE-OPEN	125 START-STOP	170 OFF-I-2
5 DECREASE	30 ON	102 DOWN-UP	126 STOP-START	171 OPEN-OFF-CLOSE
6 DOWN	31 OPEN	103 FAST-SLOW	127 SUMMER-WINTER	172 RAISE-OFF-LOWER
8 FAST	32 OUT	104 FOR-REV	128 UP-DOWN	173 SLOW-OFF-FAST
9 FAULT	33 POWER ON	105 HAND-AUTO	150 AUTO-MAN-OFF	174 SLOW-OFF-START
10 FEED	34 PULL TO START	106 HIGH-LOW	151 AUTO-OFF-HAND	175 START-JOG-STOP
11 FEED START	35 PUSH TO TEST	107 INCH-REVERSE	152 AUTO-OFF-MAN	176 START-RUN-STOP
12 FEED STOP	36 PUSH TO STOP	108 JOG-FOR	153 CLOSE-OFF-OPEN	177 UP-OFF-DOWN
13 FLUID LEVEL LOW	37 RAISE	109 JOG-REV	154 DOWN-OFF-SLOW	178 1-OFF-2
14 FORWARD	38 RESET	110 JOG-RUN	155 FAST-OFF-SLOW	179 HAND-OFF-AUTO
15 FULL SPEED	39 REVERSE	111 LEFT-RUN	156 FOR-OFF-REV	180 I
16 HAND	40 RIGHT	112 LOWER-RAISE	157 FOR-STOP-REV	181 II
17 HIGH	41 RUN	113 MAN-AUTO	158 HIGH-LOW-OFF	182 I-O
18 IN	42 SLOW	114 OFF-ON	159 HIGH-OFF-LOW	183 O-I
19 INCH	43 SPEED	115 ON-OFF	160 JOG-SAFE-RUN	184 I-O-II
20 INCREASE	44 START	116 OPEN-CLOSE	161 JOG-STOP-RUN	185 I-II
21 JOG	45 STOP	117 RAISE-LOWER	162 LEFT-OFF-RIGHT	186 I-O-I
22 JOG FORWARD	46 TEST	118 REV-FOR	163 LOC-OFF-HIGH	187 I-II-III
23 LEFT	47 UP	119 RUN-INCH	164 LOW-OFF-HIGH	188 III
24 LOW	48 1ST SPEED	120 RUN-JOG	165 LOWER-OFF-RAISE	200 BLANK NAMEPLATE
25 LOW SPEED	49 2ND SPEED	121 RUN-SAFE	166 OFF COOLANT ON	

### Emergency Stop Nameplates



**A16N-PR7**



**A16N-PS7**



**A16N-PX7**



**A16N-PE190**  
60 mm diameter



**A16N-PE191**  
90 mm diameter

# A16 Custom Engraved Nameplates Order Form

**OMRON**

Copy this order form and utilize it to specify Custom Engraved Nameplates. Once completed, mail the form to:  
**Omron Electronics LLC, Attn.: Customer Service, One Commerce Drive, Schaumburg, IL 60173-5302**  
 Or you may fax this form to either Omron Electronics LLC at: 847.843.8261 or to your local Omron Sales office.

**BILL TO:**

Company name: \_\_\_\_\_ Date: \_\_\_\_\_  
 Address: \_\_\_\_\_ Your name: \_\_\_\_\_  
 City/State/Zip: \_\_\_\_\_ Your signature: \_\_\_\_\_  
 Attention: \_\_\_\_\_ PO#: \_\_\_\_\_  
 Fax: \_\_\_\_\_

**SHIP TO:**

Company name: \_\_\_\_\_  
 Address: \_\_\_\_\_  
 City/State/Zip: \_\_\_\_\_  
 Attention: \_\_\_\_\_ Phone: \_\_\_\_\_

**To order:** Select blank nameplate **Shape** (circle A, B, C, or D). For plastic nameplates - Select **Nameplate Color** (circle Black, Yellow, Red or White). Select **Text Color** (circle Black or White). Note - Metal nameplates are brushed aluminum with black text. All plastic nameplates are adhesive backed.

Fill in the **QUANTITY** box. Print text in the spaces provided as it should appear on the finished nameplate.

**A - Plastic Rectangular**

11 characters max.  
2 lines max.


**A16N-PR200E**
**B - Plastic Square**

14 characters max.  
2 lines max.


**A16N-PS200E**
**C - Plastic Shield**

11 characters max.  
2 lines max.


**A16N-PX200E**
**D - Metal Rectangular**

11 characters max.  
2 lines max.


**A16N-MR200E**

Shape _____	<b>A</b>	<b>B</b>	<b>C</b>	<b>D</b>	<b>QUANTITY</b>
Nameplate Color	Black	Yellow	Red	White	
Text Color _____	Black	White			
_____					
_____					

Shape _____	<b>A</b>	<b>B</b>	<b>C</b>	<b>D</b>	<b>QUANTITY</b>
Nameplate Color	Black	Yellow	Red	White	
Text Color _____	Black	White			
_____					
_____					

Shape _____	<b>A</b>	<b>B</b>	<b>C</b>	<b>D</b>	<b>QUANTITY</b>
Nameplate Color	Black	Yellow	Red	White	
Text Color _____	Black	White			
_____					
_____					

Shape _____	<b>A</b>	<b>B</b>	<b>C</b>	<b>D</b>	<b>QUANTITY</b>
Nameplate Color	Black	Yellow	Red	White	
Text Color _____	Black	White			
_____					
_____					





**OMRON ELECTRONICS LLC • THE AMERICAS HEADQUARTERS**

Schaumburg, IL USA • 847.843.7900 • 800.556.6766 • [www.omron247.com](http://www.omron247.com)

**OMRON CANADA, INC. • HEAD OFFICE**

Toronto, ON, Canada • 416.286.6465 • 866.986.6766 • [www.omron.ca](http://www.omron.ca)

**OMRON ELETRÔNICA DO BRASIL LTDA • HEAD OFFICE**

São Paulo, SP, Brasil • 55.11.2101.6300 • [www.omron.com.br](http://www.omron.com.br)

**OMRON ELECTRONICS MEXICO SA DE CV • HEAD OFFICE**

Apodaca, N.L. • 52.811.156.99.10 • 001.800.556.6766 • [mela@omron.com](mailto:mela@omron.com)

**OMRON ARGENTINA • SALES OFFICE**

Cono Sur • 54.11.4783.5300

**OMRON CHILE • SALES OFFICE**

Santiago 56.9.9917.3920

**OTHER OMRON LATIN AMERICA SALES**

54.11.4783.5300

Компания «Life Electronics» занимается поставками электронных компонентов импортного и отечественного производства от производителей и со складов крупных дистрибьюторов Европы, Америки и Азии.

С конца 2013 года компания активно расширяет линейку поставок компонентов по направлению коаксиальный кабель, кварцевые генераторы и конденсаторы (керамические, пленочные, электролитические), за счёт заключения дистрибьюторских договоров

Мы предлагаем:

- Конкурентоспособные цены и скидки постоянным клиентам.
- Специальные условия для постоянных клиентов.
- Подбор аналогов.
- Поставку компонентов в любых объемах, удовлетворяющих вашим потребностям.
- Приемлемые сроки поставки, возможна ускоренная поставка.
- Доставку товара в любую точку России и стран СНГ.
- Комплексную поставку.
- Работу по проектам и поставку образцов.
- Формирование склада под заказчика.
- Сертификаты соответствия на поставляемую продукцию (по желанию клиента).
- Тестирование поставляемой продукции.
- Поставку компонентов, требующих военную и космическую приемку.
- Входной контроль качества.
- Наличие сертификата ISO.

В составе нашей компании организован Конструкторский отдел, призванный помогать разработчикам, и инженерам.

Конструкторский отдел помогает осуществить:

- Регистрацию проекта у производителя компонентов.
- Техническую поддержку проекта.
- Защиту от снятия компонента с производства.
- Оценку стоимости проекта по компонентам.
- Изготовление тестовой платы монтаж и пусконаладочные работы.



Тел: +7 (812) 336 43 04 (многоканальный)

Email: [org@lifeelectronics.ru](mailto:org@lifeelectronics.ru)

[www.lifeelectronics.ru](http://www.lifeelectronics.ru)